


TADANO FAUN

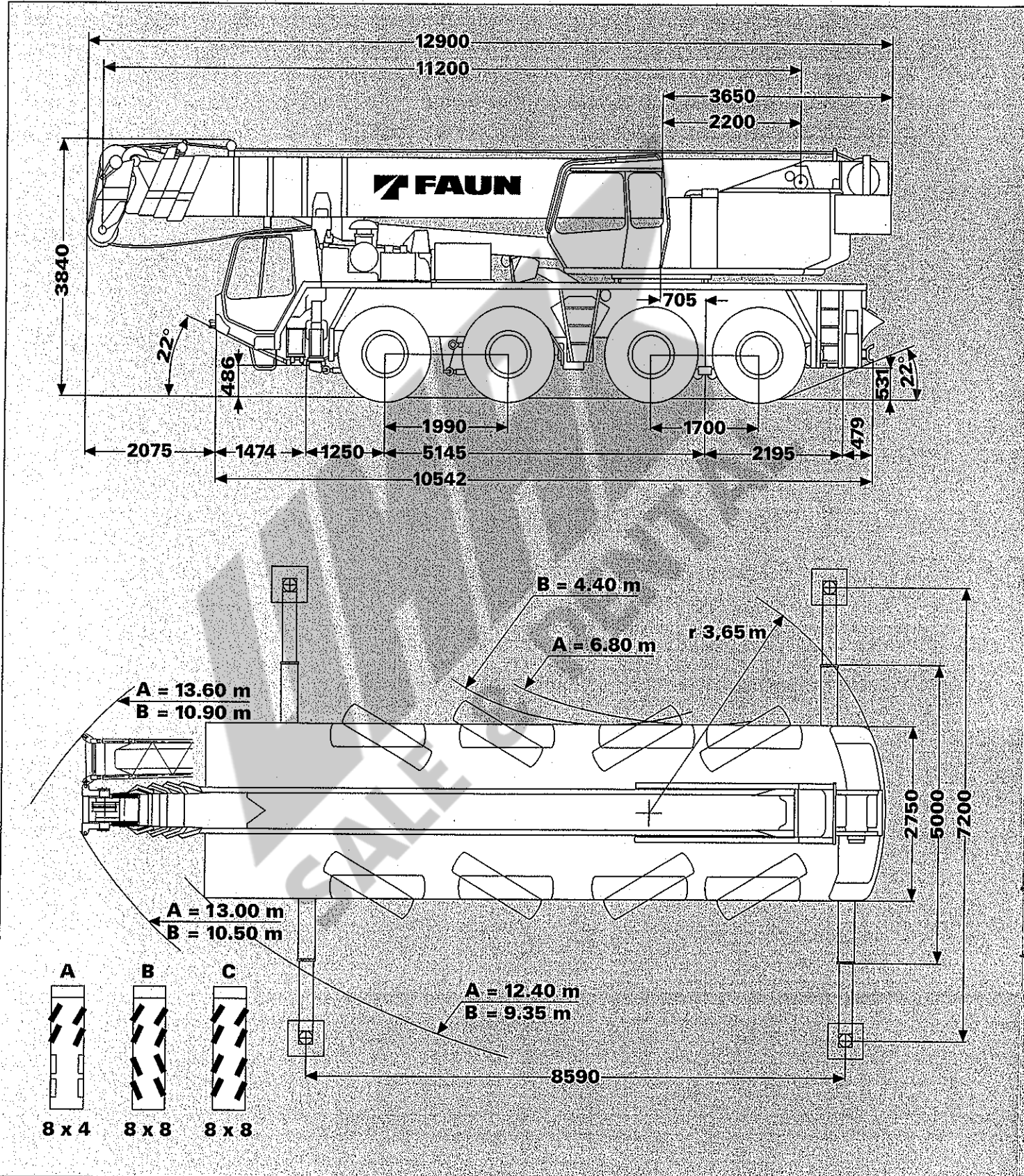


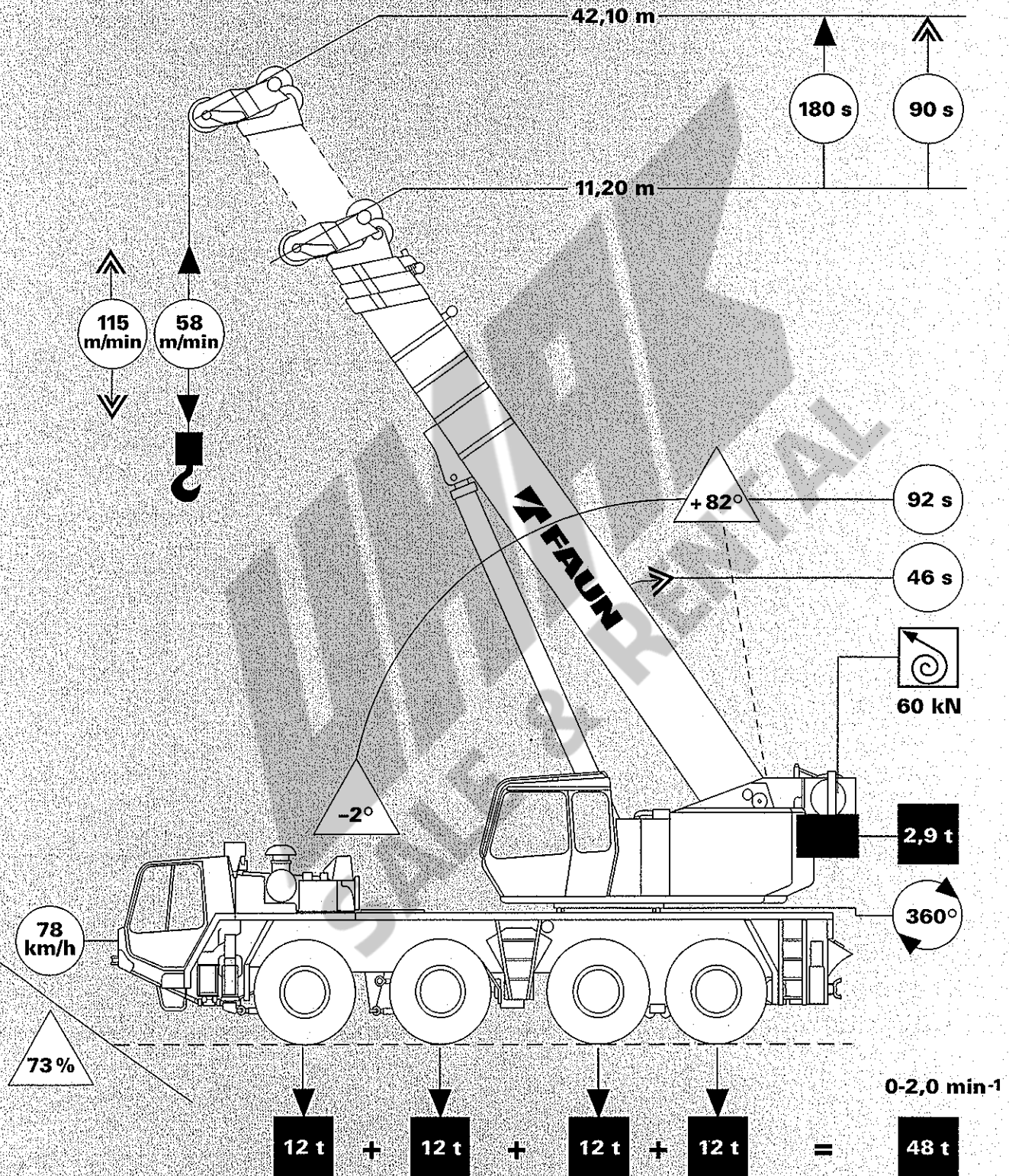
ATF 90-4



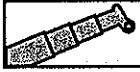
Maße/Dimensions/Dimensions (mm)
 Gewichte/Weights/Poids
 Geschwindigkeiten/Speeds/Vitesse

16.00 R 25





Tragfähigkeiten am Teleskopausleger
 Lifting capacities on telescopic boom
 Capacités de levage à la flèche télescopique



13,5t

DIN

→ m	11.2 m**	11.2 m	18.9 m	18.9 m	26.7 m	26.7 m	34.4 m	34.4 m	42.1 m
2.8	90.00***	75.00***							
3.0	80.00***	75.00***	40.00	16.50	25.00	15.00			
3.5	73.50***	67.00	40.00	16.50	25.00	15.00			
4.0	65.50	62.00	40.00	16.50	25.00	15.00			
4.5	58.00	57.50	40.00	16.50	25.00	15.00	16.00	11.50	
5.0	52.00	52.00	40.00	16.50	25.00	15.00	16.00	11.50	
6.0	42.80	42.80	37.80	16.50	25.00	15.00	16.00	11.50	10.00
7.0	36.20	36.20	35.50	16.50	24.00	15.00	16.00	11.50	10.00
8.0	31.20	31.20	30.50	16.50	22.00	15.00	16.00	11.50	10.00
9.0			26.70	16.50	20.00	15.00	16.00	11.40	10.00
10.0			22.20	16.50	18.20	14.30	15.00	11.30	10.00
11.0			18.80	16.50	16.50	13.60	14.00	11.20	9.80
12.0			16.10	16.50	15.10	13.00	13.00	10.70	9.50
14.0			12.20	13.40	11.90	11.90	11.20	9.30	8.90
16.0			9.50	10.60	9.25	10.80	9.80	8.20	8.10
18.0					7.30	8.80	8.30	7.30	7.00
20.0					5.80	7.25	6.80	6.60	6.20
22.0					4.60	6.00	5.55	6.10	5.50
24.0					3.60	5.00	4.55	5.10	5.00
26.0							3.75	4.30	4.35
28.0							3.05	3.60	3.65
30.0							2.50	3.00	3.10
32.0							2.00	2.50	2.60
34.0									2.15
36.0									1.75
38.0									1.40

I	0	0	50	25	100	50	100	75	100
II	0	0	50	25	100	50	100	75	100
III	0	0	0	25	0	50	50	75	100
IV	0	0	0	25	0	50	50	75	100




13,5t

85%

→ m	11.2 m**	11.2 m	18.9 m	18.9 m	26.7 m	26.7 m	34.4 m	34.4 m	42.1 m
2.8	95.00***	80.00***							
3.0	90.00***	80.00***	43.00	16.50	27.00	16.40			
3.5	75.00***	72.00***	43.00	16.50	27.00	16.40			
4.0	67.60	66.30	43.00	16.50	27.00	16.40			
4.5	60.00	60.00	43.00	16.50	27.00	16.40	16.50	12.60	
5.0	53.80	53.80	43.00	16.50	27.00	16.40	16.50	12.60	
6.0	44.40	44.40	40.70	16.50	27.00	16.40	16.50	12.60	11.00
7.0	37.60	37.60	36.90	16.50	26.00	16.40	16.50	12.60	11.00
8.0	32.40	32.40	31.80	16.50	23.90	16.40	16.50	12.60	11.00
9.0			27.60	16.50	21.75	16.40	16.50	12.50	11.00
10.0			24.05	16.50	19.85	15.60	16.40	12.40	11.00
11.0			20.45	16.50	18.05	14.85	15.30	12.30	10.80
12.0			17.60	16.50	16.55	14.20	14.25	11.75	10.50
14.0			13.45	14.65	13.15	13.05	12.35	10.30	9.85
16.0			10.60	11.70	10.35	11.90	10.85	9.10	9.00
18.0					8.25	9.75	9.25	8.15	7.85
20.0					6.70	8.10	7.65	7.40	7.00
22.0					5.40	6.80	6.35	6.90	6.25
24.0					4.35	6.70	5.30	5.80	5.70
26.0							4.45	4.95	5.00
28.0							3.70	4.20	4.25
30.0							3.10	3.60	3.70
32.0							2.55	3.05	3.15
34.0									2.70
36.0									2.25
38.0									1.90

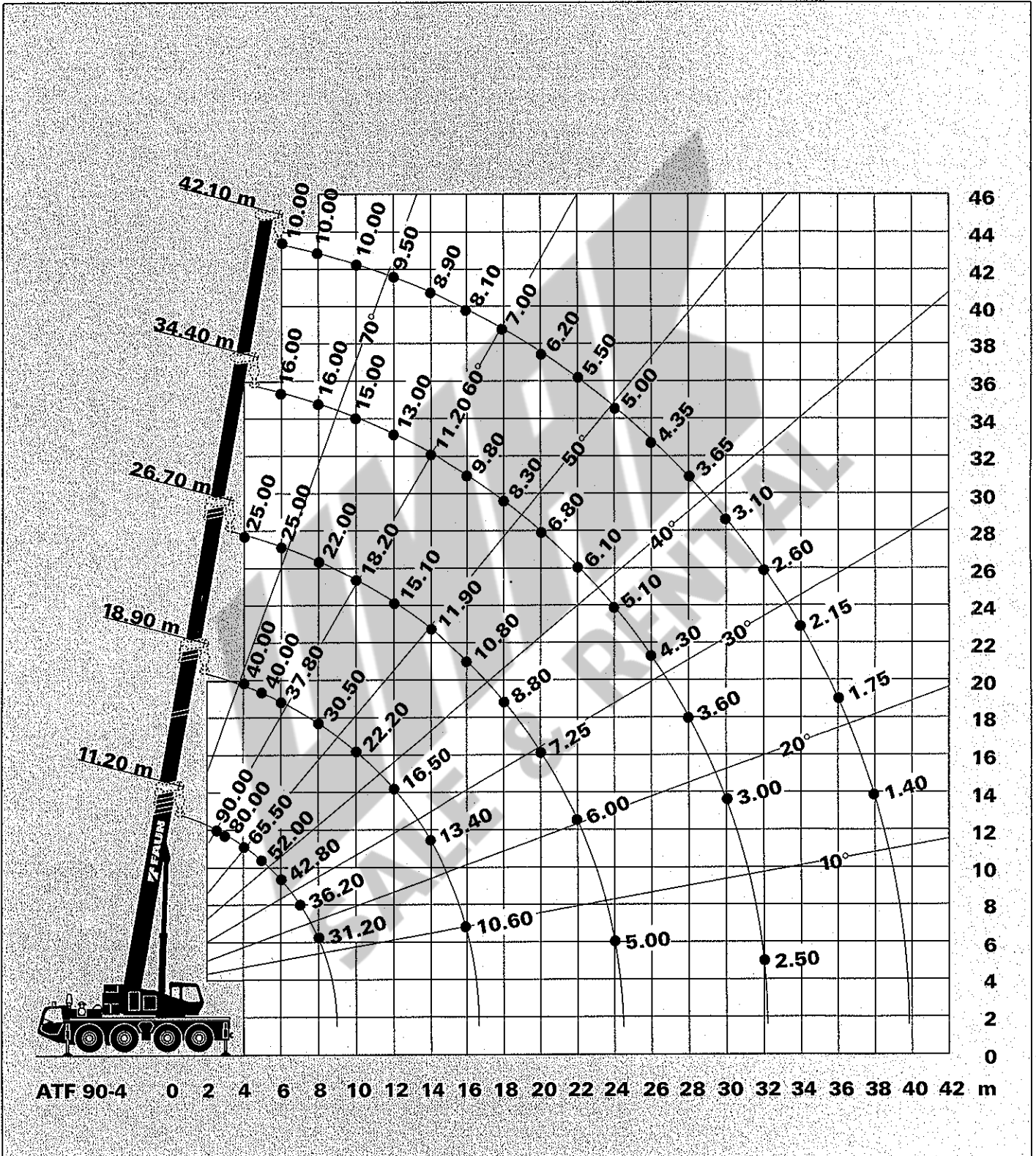
I	0	0	50	25	100	50	100	75	100
II	0	0	50	25	100	50	100	75	100
III	0	0	0	25	0	50	50	75	100
IV	0	0	0	25	0	50	50	75	100

Hubhöhen
Lifting heights
Hauteurs de levage



13.5t

DIN



** Nach hinten
*** Mit Zusatzausrüstung

** Over rear
*** With additional equipment

** A l'arrière
*** Avec équipement supplémentaire

Tragfähigkeiten am Teleskopausleger
 Lifting capacities on telescopic boom
 Capacités de levage à la flèche telescopique



DIN

→ m	11.2 m**	11.2 m	18.9 m	18.9 m	26.7 m	26.7 m	34.4 m	34.4 m	42.1 m
3.0	80.00***	70.00***	40.00	16.50	25.00	15.00			
3.5	69.00***	66.00	40.00	16.50	25.00	15.00			
4.0	60.00	60.00	40.00	16.50	25.00	15.00			
4.5	53.00	53.00	40.00	16.50	25.00	15.00	16.00	11.50	
5.0	47.50	47.50	40.00	16.50	25.00	15.00	16.00	11.50	
6.0	39.00	39.00	37.80	16.50	25.00	15.00	16.00	11.50	10.00
7.0	33.00	33.00	32.30	16.50	24.00	15.00	16.00	11.50	10.00
8.0	25.60	25.60	24.80	16.50	22.00	15.00	16.00	11.50	10.00
9.0			19.80	16.50	19.50	15.00	16.00	11.40	10.00
10.0			16.30	16.50	16.00	14.30	15.00	11.30	10.00
11.0			13.60	14.80	13.30	13.60	14.00	11.20	9.80
12.0			11.50	12.70	11.20	12.90	12.40	10.70	9.50
14.0			8.40	9.60	8.20	9.80	9.30	9.30	8.90
16.0			6.30	7.40	6.10	7.60	7.10	7.70	7.80
18.0					4.50	6.00	5.50	6.10	6.20
20.0					3.25	4.80	4.30	4.90	4.90
22.0					2.30	3.80	3.30	3.90	3.90
24.0					1.50	3.00	2.50	3.00	3.10
26.0							1.80	2.40	2.45
28.0							1.30	1.85	1.90
30.0							0.80	1.40	1.45
32.0							0.50	1.00	1.05
34.0									0.70
36.0									0.40

I	0	0	50	25	100	50	100	75	100
II	0	0	50	25	100	50	100	75	100
III	0	0	0	25	0	50	50	75	100
IV	0	0	0	25	0	50	50	75	100

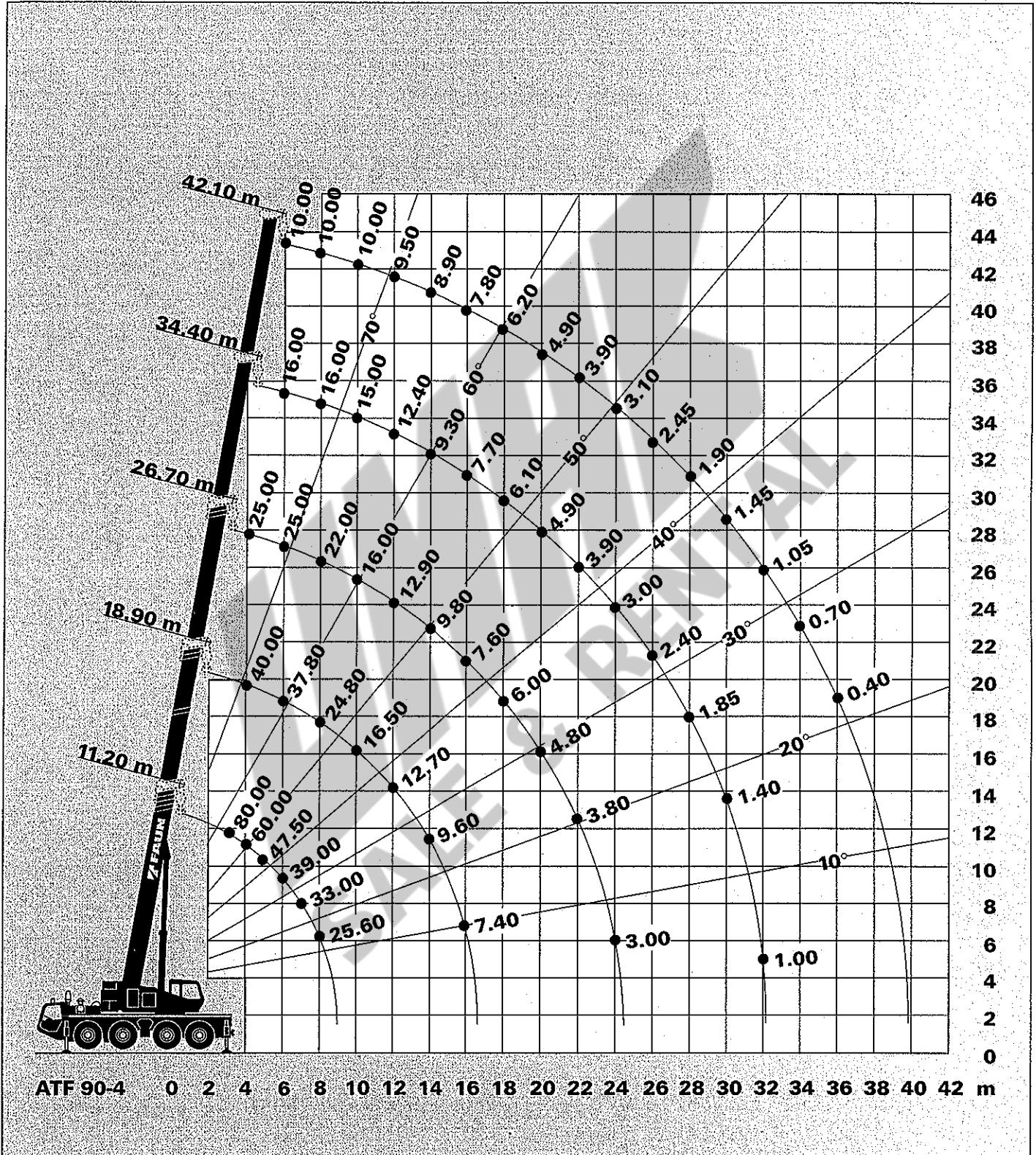


85%

→ m	11.2 m**	11.2 m	18.9 m	18.9 m	26.7 m	26.7 m	34.4 m	34.4 m	42.1 m
3.0	85.00***	75.00***	43.00	16.50	27.00	16.40			
3.5	70.60***	70.60***	43.00	16.50	27.00	16.40			
4.0	61.80	61.80	43.00	16.50	27.00	16.40			
4.5	54.80	54.80	43.00	16.50	27.00	16.40	16.50	12.60	
5.0	49.10	49.10	43.00	16.50	27.00	16.40	16.50	12.60	
6.0	40.50	40.50	39.70	16.50	27.00	16.40	16.50	12.60	11.00
7.0	33.90	33.90	33.20	16.50	26.00	16.40	16.50	12.60	11.00
8.0	27.65	27.65	26.85	16.50	23.90	16.40	16.50	12.60	11.00
9.0			21.50	16.50	21.25	16.40	16.50	12.50	11.00
10.0			17.80	16.50	17.50	15.60	16.40	12.40	11.00
11.0			14.95	16.15	14.65	14.85	15.30	12.30	10.80
12.0			12.70	13.90	12.40	14.10	13.60	11.75	10.50
14.0			9.40	10.60	9.25	10.80	10.30	10.30	9.85
16.0			7.20	8.30	7.00	8.50	8.00	8.60	8.70
18.0					5.30	6.80	6.30	6.90	7.00
20.0					3.95	5.50	5.00	5.60	5.60
22.0					2.95	4.45	3.95	4.55	4.55
24.0					2.10	3.60	3.10	3.60	3.70
26.0							2.35	2.95	3.00
28.0							1.80	2.35	2.40
30.0							1.30	1.90	1.90
32.0							0.95	1.45	1.50
34.0									1.15
36.0									0.80

I	0	0	50	25	100	50	100	75	100
II	0	0	50	25	100	50	100	75	100
III	0	0	0	25	0	50	50	75	100
IV	0	0	0	25	0	50	50	75	100

Hubhöhen
Lifting heights
Hauteurs de levage



*) Gegen Mehrpreis *) Against extra charge *) Contre supplément de prix
 **) Nach hinten **) Over rear **) A l'arrière
 ***) Mit Zusatzausrüstung ***) With additional equipment ***) Avec équipement supplémentaire

Tragfähigkeiten am Teleskopausleger
 Lifting capacities on telescopic boom
 Capacités de levage à la flèche telescopique



3,6t

DIN

→ m	11.2 m**	11.2 m	18.9 m	18.9 m	26.7 m	26.7 m	34.4 m	34.4 m	42.1 m
3.0	80.00***	70.00***	40.00	16.50	25.00	15.00			
3.5	67.30***	66.00	40.00	16.50	25.00	15.00			
4.0	58.70	58.70	40.00	16.50	25.00	15.00			
4.5	51.90	51.90	40.00	16.50	25.00	15.00	16.00	11.50	
5.0	46.40	46.40	40.00	16.50	25.00	15.00	16.00	11.50	
6.0	38.10	38.10	37.60	16.50	25.00	15.00	16.00	11.50	10.00
7.0	31.20	31.20	30.70	16.50	24.00	15.00	16.00	11.50	10.00
8.0	24.00	24.00	23.60	16.50	22.00	15.00	16.00	11.50	10.00
9.0			18.80	16.50	18.60	15.00	16.00	11.40	10.00
10.0			15.30	16.50	15.10	14.30	15.00	11.30	10.00
11.0			12.70	14.00	12.50	13.60	13.90	11.20	9.80
12.0			10.70	11.90	10.50	12.30	11.80	10.70	9.50
14.0			7.70	8.90	7.60	9.20	8.80	9.30	8.90
16.0			5.70	6.80	5.50	7.10	6.60	7.30	7.40
18.0					3.90	5.50	5.10	5.70	5.80
20.0					2.70	4.30	3.80	4.40	4.50
22.0					1.80	3.30	2.90	3.50	3.50
24.0					1.00	2.50	2.10	2.70	2.80
26.0							1.40	2.00	2.10
28.0							0.90	1.50	1.60
30.0							0.50	1.00	1.10
32.0								0.60	0.70

I	0	0	50	25	100	50	100	75	100
II	0	0	50	25	100	50	100	75	100
III	0	0	0	25	0	50	50	75	100
IV	0	0	0	25	0	50	50	75	100



3,6t

85%

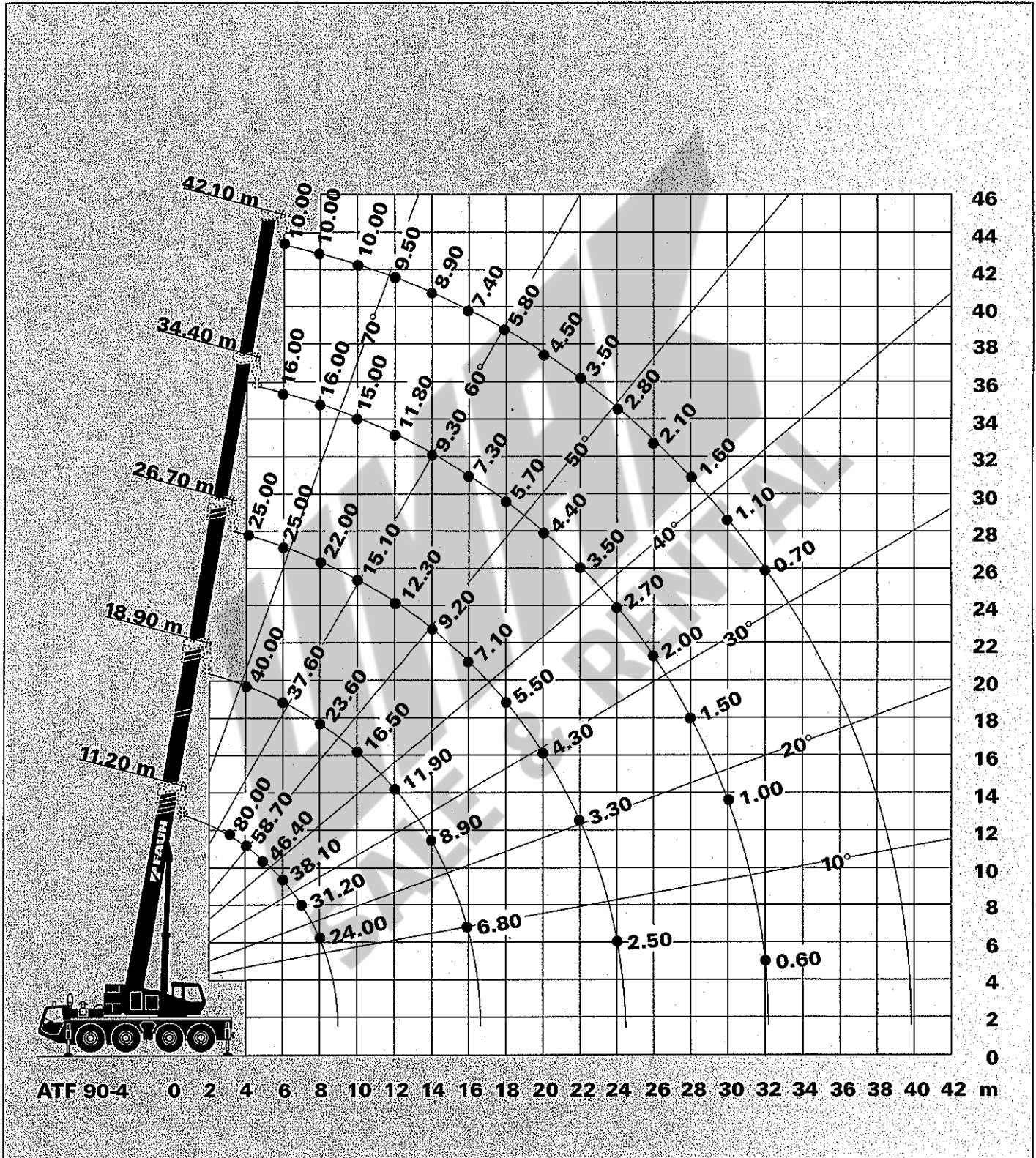
→ m	11.2 m**	11.2 m	18.9 m	18.9 m	26.7 m	26.7 m	34.4 m	34.4 m	42.1 m
3.0	80.00***	75.00***	43.00	16.50	27.00	16.40			
3.5	69.20	69.20	43.00	16.50	27.00	16.40			
4.0	60.50	60.50	43.00	16.50	27.00	16.40			
4.5	53.60	53.60	43.00	16.50	27.00	16.40	16.50	12.60	
5.0	48.00	48.00	43.00	16.50	27.00	16.40	16.50	12.60	
6.0	39.40	39.40	38.90	16.50	27.00	16.40	16.50	12.60	11.00
7.0	32.90	32.90	32.40	16.50	26.00	16.40	16.50	12.60	11.00
8.0	25.90	25.90	25.50	16.50	23.90	16.40	16.50	12.60	11.00
9.0	20.70	20.70	20.40	16.50	20.20	16.40	16.50	12.50	11.00
10.0			16.70	16.50	16.50	15.60	16.30	12.40	11.00
11.0			14.00	15.30	13.80	14.80	15.20	12.30	10.80
12.0			11.80	13.00	11.60	13.40	12.90	11.70	10.50
14.0			8.60	9.80	8.60	10.10	9.80	10.20	9.80
16.0			6.50	7.60	6.30	7.90	7.40	8.10	8.20
18.0					4.60	6.20	5.80	6.40	6.50
20.0					3.40	4.90	4.40	5.00	5.10
22.0					2.40	3.90	3.50	4.10	4.10
24.0					1.50	3.00	2.60	3.20	3.30
26.0							1.90	2.50	2.60
28.0							1.40	2.00	2.10
30.0								1.40	1.50
32.0								1.00	1.10

I	0	0	50	25	100	50	100	75	100
II	0	0	50	25	100	50	100	75	100
III	0	0	0	25	0	50	50	75	100
IV	0	0	0	25	0	50	50	75	100

Hubhöhen
Lifting heights
Hauteurs de levage



DIN

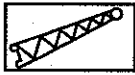
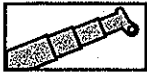


** Nach hinten
*** Mit Zusatzausrüstung

** Over rear
*** With additional equipment

** A l'arrière
*** Avec équipement supplémentaire

Tragfähigkeiten an der Spitze
 Lifting capacities on boom extension
 Capacités de levage à la rallonge de flèche



13,5t

DIN

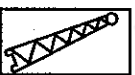
m	39.0 m + 9.0 m		42.1 m + 9.0 m			42.1 m + 16.0 m		
	5°		5°	17°	30°	5°	17°	30°
9.0	6.00		5.00					
10.0	6.00		5.00	4.50				
11.0	5.83		5.00	4.50	3.00	3.00		
12.0	5.67		5.00	4.50	3.00	3.00		
14.0	5.37		4.85	4.15	3.00	2.90	1.90	
16.0	5.08		4.35	3.70	2.85	2.70	1.80	1.20
18.0	4.52		3.85	3.35	2.70	2.40	1.65	1.19
20.0	4.04		3.45	3.00	2.55	2.10	1.50	1.15
22.0	3.64		3.10	2.70	2.40	1.95	1.40	1.10
24.0	3.32		2.80	2.45	2.25	1.80	1.35	1.05
26.0	3.00		2.55	2.25	2.05	1.70	1.30	1.03
28.0	2.72		2.30	2.10	1.95	1.60	1.25	1.00
30.0	2.54		2.10	1.95	1.80	1.45	1.15	0.95
32.0	2.36		1.95	1.80	1.65	1.35	1.10	0.93
34.0	2.05		1.80	1.65	1.55	1.30	1.05	0.90
36.0	1.70		1.60	1.50	1.45	1.20	1.00	0.88
38.0	1.35		1.45	1.40	1.35	1.10	0.97	0.86
40.0	1.00		1.20	1.30	1.30	1.00	0.95	0.83
42.0	0.75		0.95	1.05	1.10	0.90	0.90	0.80
44.0	0.50		0.70	0.75	0.80	0.80	0.80	0.78
46.0			0.45	0.50	0.50	0.75	0.75	0.75
48.0						0.65	0.70	0.73
50.0						0.60	0.65	0.70
52.0						0.40	0.50	0.50



I 100
 II 100
 III 80
 IV 80

I 100
 II 100
 III 100
 IV 100

I 100
 II 100
 III 100
 IV 100



13,5t

85%

m	39.0 m + 9.0 m		42.1 m + 9.0 m			42.1 m + 16.0 m		
	5°		5°	17°	30°	5°	17°	30°
9.0	6.75		5.70					
10.0	6.75		5.70	5.15				
11.0	6.60		5.70	5.15	3.45	3.45		
12.0	6.45		5.70	5.15	3.45	3.45		
14.0	6.15		5.55	5.15	3.45	3.35	2.15	
16.0	5.80		5.00	4.25	3.25	3.10	2.05	1.35
18.0	5.20		4.40	3.85	3.10	2.75	1.90	1.35
20.0	4.65		3.95	3.45	2.90	2.40	1.70	1.30
22.0	4.20		3.55	3.10	2.75	2.20	1.60	1.25
24.0	3.80		3.20	2.80	2.55	2.05	1.55	1.20
26.0	3.45		2.90	2.55	2.35	1.95	1.50	1.17
28.0	3.15		2.65	2.40	2.25	1.80	1.40	1.15
30.0	2.90		2.40	2.20	2.05	1.65	1.30	1.07
32.0	2.70		2.20	2.05	1.90	1.55	1.25	1.05
34.0	2.35		2.05	1.90	1.75	1.50	1.20	1.02
36.0	1.95		1.80	1.70	1.65	1.35	1.15	1.00
38.0	1.55		1.65	1.60	1.55	1.25	1.10	0.97
40.0	1.15		1.35	1.50	1.50	1.15	1.05	0.95
42.0	0.90		1.05	1.20	1.25	1.05	1.00	0.90
44.0	0.60		0.80	0.85	0.90	0.90	0.90	0.88
46.0			0.50	0.55	0.55	0.85	0.85	0.85
48.0						0.75	0.80	0.82
50.0						0.65	0.75	0.80
52.0						0.45	0.55	0.55

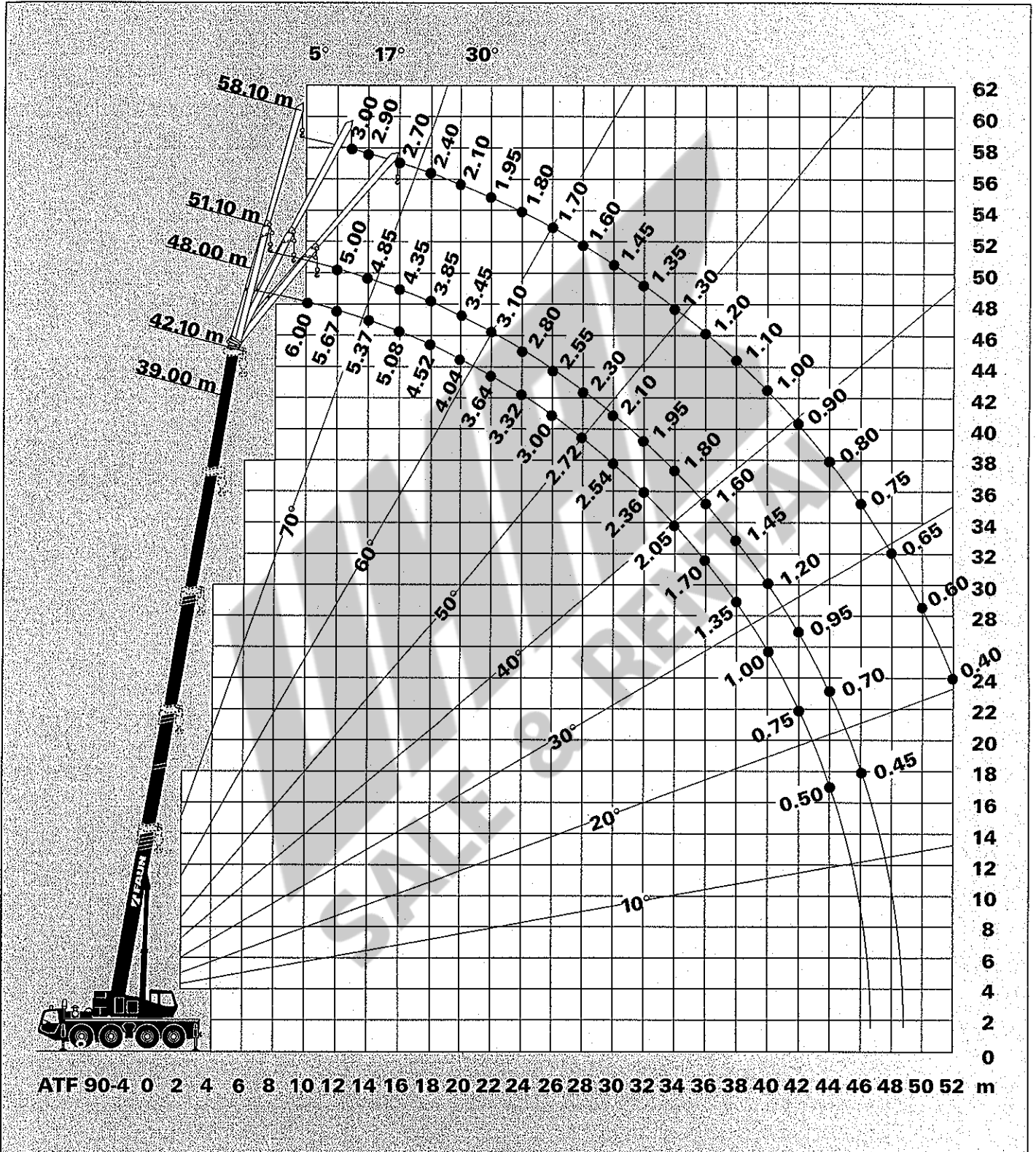


I 100
 II 100
 III 80
 IV 80

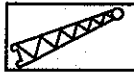
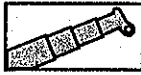
I 100
 II 100
 III 100
 IV 100

I 100
 II 100
 III 100
 IV 100

Hubhöhen
Lifting heights
Hauteurs de levage



Tragfähigkeiten an der Spitze
 Lifting capacities on boom extension
 Capacités de levage à la rallonge de flèche

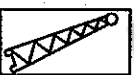


3,6 t

DIN

m	39.0 m + 9.0 m		42.1 m + 9.0 m			42.1 m + 16.0 m		
	5°		5°	17°	30°	5°	17°	30°
9.0	6.00		5.00					
10.0	6.00		5.00	4.50				
11.0	5.83		5.00	4.50	3.00	3.00		
12.0	5.67		5.00	4.50	3.00	3.00		
14.0	5.37		4.85	4.15	3.00	2.90	1.90	
16.0	5.08		4.35	3.70	2.85	2.70	1.80	1.20
18.0	4.52		3.85	3.35	2.70	2.40	1.65	1.19
20.0	4.04		3.45	3.00	2.55	2.10	1.50	1.15
22.0	3.45		3.10	2.70	2.40	1.95	1.40	1.10
24.0	2.65		2.80	2.45	2.25	1.80	1.35	1.05
26.0	2.05		2.50	2.25	2.05	1.70	1.30	1.03
28.0	1.55		1.90	2.10	1.95	1.60	1.25	1.00
30.0	1.05		1.45	1.60	1.80	1.45	1.15	0.95
32.0	0.70		1.00	1.20	1.30	1.35	1.10	0.93
34.0	0.40		0.70	0.80	0.95	1.30	1.05	0.90
36.0			0.40	0.50	0.60	1.00	1.00	0.88
38.0						0.70	0.90	0.86
40.0						0.40	0.60	0.80
42.0							0.40	0.50

I	100			100			100	
II	100			100			100	
III	80			100			100	
IV	80			100			100	



3,6 t

85%

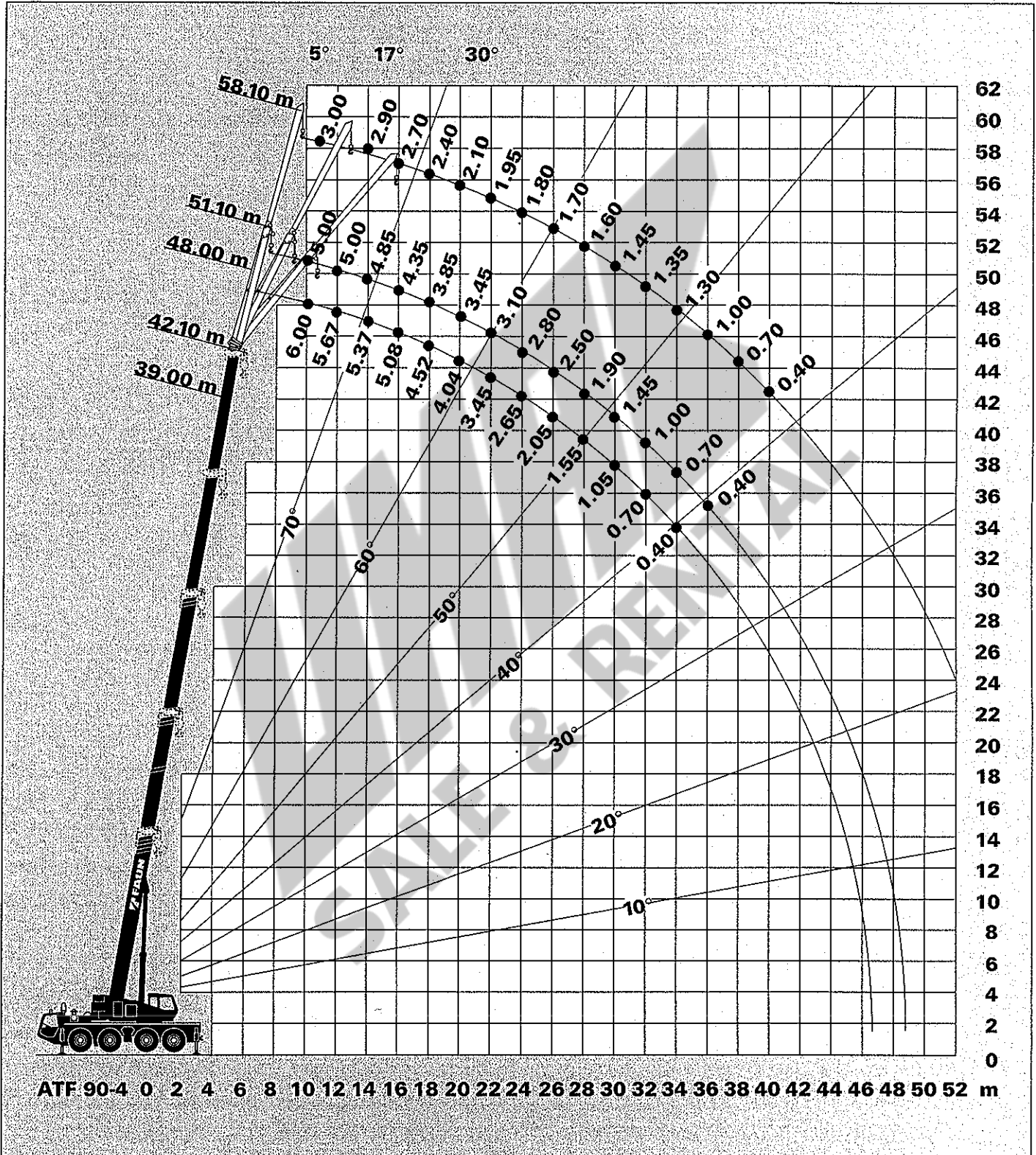
m	39.0 m + 9.0 m		42.1 m + 9.0 m			42.1 m + 16.0 m		
	5°		5°	17°	30°	5°	17°	30°
9.0	6.75		5.70					
10.0	6.75		5.70	5.15				
11.0	6.60		5.70	5.15	3.45	3.45		
12.0	6.45		5.70	5.15	3.45	3.45		
14.0	6.15		5.55	5.15	3.45	3.35	2.15	
16.0	5.80		5.00	4.25	3.25	3.10	2.05	1.35
18.0	5.20		4.40	3.85	3.10	2.75	1.90	1.35
20.0	4.65		3.95	3.45	2.90	2.40	1.70	1.30
22.0	4.00		3.55	3.10	2.75	2.20	1.60	1.25
24.0	3.05		3.20	2.80	2.55	2.05	1.55	1.20
26.0	2.35		2.85	2.65	2.35	1.95	1.50	1.17
28.0	1.80		2.15	2.40	2.25	1.80	1.40	1.15
30.0	1.20		1.65	1.85	2.05	1.65	1.30	1.07
32.0	0.80		1.15	1.35	1.50	1.55	1.25	1.05
34.0	0.50		0.80	0.90	1.05	1.50	1.20	1.02
36.0			0.45	0.55	0.65	1.15	1.15	1.00
38.0						0.80	1.00	0.97
40.0						0.45	0.65	0.90
42.0							0.45	0.55

I	100			100			100	
II	100			100			100	
III	80			100			100	
IV	80			100			100	

Hubhöhen
Lifting heights
Hauteurs de levage



DIN



Tragfähigkeiten am Teleskopausleger
 Lifting capacities on telescopic boom
 Capacités de levage à la flèche telescopique



→ m	11.2 m	18.9 m
3.0	22.0	16.5
3.5	20.0	16.5
4.0	18.2	16.5
4.5	16.8	16.5
5.0	15.5	15.8
6.0	13.3	13.5
7.0	11.6	11.9
8.0	9.7	10.2
9.0		8.4
10.0		7.0
11.0		5.9
12.0		5.0
14.0		3.5
16.0		2.5

%	I	II	III	IV
	0	25		
	0	25		
	0	25		
	0	25		



→ m	11.2 m	18.9 m
3.0	22.0	16.5
3.5	20.0	16.5
4.0	18.5	16.5
4.5	16.3	16.5
5.0	13.8	14.4
6.0	10.2	10.8
7.0	7.8	8.3
8.0	6.0	6.5
9.0		5.2
10.0		4.2
11.0		3.3
12.0		2.6
14.0		1.5
16.0		0.7

%	I	II	III	IV
	0	25		
	0	25		
	0	25		
	0	25		



→ m	11.2 m	18.9 m
3.0	23.8	16.5
3.5	21.7	16.5
4.0	19.8	16.5
4.5	18.3	16.5
5.0	16.9	16.5
6.0	14.5	14.7
7.0	12.7	13.0
8.0	10.7	11.2
9.0		9.3
10.0		7.8
11.0		6.6
12.0		5.7
14.0		4.1
16.0		3.0

%	I	II	III	IV
	0	25		
	0	25		
	0	25		
	0	25		



→ m	11.2 m	18.9 m
3.0	23.8	16.5
3.5	21.7	16.5
4.0	20.1	16.5
4.5	17.7	16.5
5.0	15.1	15.7
6.0	11.3	11.9
7.0	8.7	9.2
8.0	6.8	7.3
9.0		5.9
10.0		4.8
11.0		3.9
12.0		3.2
14.0		2.0
16.0		1.1

%	I	II	III	IV
	0	25		
	0	25		
	0	25		
	0	25		

Tragfähigkeiten am Teleskopausleger Lifting capacities on telescopic boom Capacités de levage à la flèche telescopique



→ m	3,6t	
	11.2 m	18.9 m
3.0	21.6	16.5
3.5	19.7	16.5
4.0	17.9	16.5
4.5	14.8	15.8
5.0	12.4	13.4
6.0	9.0	9.9
7.0	6.6	7.5
8.0	5.0	5.8
9.0		4.4
10.0		3.4
11.0		2.6
12.0		1.9
14.0		0.8

%	3,6t	
	I	II
0	0	25
0	0	25
0	0	25
0	0	25



→ m	3,6t	
	11.2 m	18.9 m
3.0	23.4	16.5
3.5	21.3	16.5
4.0	19.4	16.5
4.5	16.1	16.5
5.0	14.3	14.6
6.0	10.0	10.9
7.0	7.4	8.3
8.0	5.7	6.5
9.0		5.1
10.0		4.0
11.0		3.1
12.0		2.4
14.0		1.2

%	3,6t	
	I	II
0	0	25
0	0	25
0	0	25
0	0	25

Anmerkungen zu den Traglasttabellen

- Die angegebenen Traglasten überschreiten nicht 75% bzw. 85% der Kipplast.
- Die Traglasten entsprechen DIN 15019 Teil 2 und DIN 15018 Teil 3.
- Maximal zulässige Windgeschwindigkeit 15 m/sec.
- Die Traglasten sind in Tonnen angegeben.
- Das Gewicht des Lasthakens und der Schlingen usw. ist von den Traglasten abzuziehen.
- Der Radius ist der Abstand von Mitte Drehkranz bis Mitte freihängender, nicht schwingender Last.
- Die Traglasten für den Teleskopausleger gelten nur bei demontierter Spitze.
Obige Angaben dienen nur zur Information. Die Bedienungsanleitungen müssen zu Rate gezogen werden, bevor die Maschine in Betrieb genommen wird. Alle hier gemachten Angaben beziehen sich auf die Standard-Ausführung. Jegliche Ausrüstungsveränderungen können die angegebenen Werte beeinflussen.
Änderungen vorbehalten.

Remarks relating to rating charts

- The capacities shown do not exceed 75% or 85% of the tipping load.
- The capacities shown comply with DIN 15019 (Part 2) and DIN 15018 (Part 3).
- Maximum allowable wind speed by crane operation is 15 m/sec.
- The capacities shown are in metric tons.
- The weight of load handling devices such as hook blocks, slings, etc., shall be considered part of the load.
- The radius is the distance from the centre of rotation to the centre of the load.
- The telescopic boom capacities apply to a machine without any boom extensions being on the machine.
The above remarks are for basic information only and the operator's manual must be consulted before operating this machine. All data and performances refer to a standard machine. The additional of optional or other equipment may affect the performance of the machine.
Subject to change without prior notice.

Remarques relatives aux tableaux des charges

- Les forces de levage indiquées ne dépassent pas 75% ou 85% de la charge de basculement.
- Les forces de levage conformes à la norme DIN 15019.2 e DIN 15018.3.
- Le grue peut travailler jusqu'à une vitesse du vent de 15 m/s.
- Les forces de levage sont données en tonnes.
- Le poids du crochet-moufle et de tous les accessoires d'elingage font partie de la charge et sont à déduire des charges indiquées.
- Les portées sont calculées à partir de l'axe de rotation.
- Les forces de levage indiquées pour la flèche télescopique s'entendent fléchette déposée.
Les données cidessus servent à titre d'information. Avant mise en marche de la grue il est conseillé d'étudier les manuels d'opération. Toutes données ci-dessus se réfèrent à la machine de base. Tout changement de l'équipement de la grue peut influencer les valeurs indiquées.
Sous réserve de modification.



Frame Box-type, torsion resistant, welded construction made of high tensile steel with integral outrigger housings.

Outriggers Four point, fully hydraulic, double telescopic. Controls in crane cab and on both sides of carrier with level gauges. Outrigger spread 7.20 m and 5.00 m.

Carrier Engine (EURO 1) Mercedes Benz 8 cylinder, diesel, water-cooled engine, model OM 402 LA. Rating 280 kW (381 HP) at 2100 rpm. Torque 1700 Nm (173 kpm) at 1000- 1500 rpm.

Transmission ZF-Powershift transmission 6 WG 250 and hydro-dynamic torque converter with "lock-up" and additional crawler gear.

Drive 8 x 6 (8 x 8*).

Axles

1st axle: with outer planetary hubs, driven, steered, with differential lock.

2nd axle: steered, not driven.

3rd axle: with outer planetary hubs, driven, steered, with differential lock.

4th axle: with outer planetary hubs, driven, steered, with differential lock.

Suspension Hydro-pneumatic with levelling adjustment.

Brake system Service brake: dual circuit compressed air system.

Parking brake: spring loaded type acting on 2nd, 3rd and 4th axles.

Auxiliary brake: eddy-current brake.

Wheels (8) 16.00 R 25 on/off road profile tyres.

Steering system From carrier cab: ZF dual circuit semi-block mechanical steering of front two axles with hydraulic booster and transmission-mounted emergency pump.

From crane cab: hydro-static steering with 3 steering modes: front 2 axle steer, all wheel steer and crab steer.

Carrier cab Two man full width cab of composite (steel sheet metal and fibre-glass) structure, with safety glass, cushioned adjustable seats, motor dependent warm-water heater. Complete controls and instrumentation for road travel.

Electrical system 24 volt DC system with 2 batteries. Lighting according to EEC regulations.



Frame Torsion-resistant all-welded structure of high strength steel. Connected to carrier by single-row ball slewing ring for 360° continuous rotation.

Crane engine Mercedes Benz 6 cylinder, diesel, water cooled engine, model OM 366 A rated at 118 kW (160 HP) at 2300 rpm (according to DIN 6270 B).

Hydraulic system Three circuit diesel hydraulic system with 1 double axial piston variable displacement pump (hydraulically adjustable with cross-sensing) and 1 double gear pump.

Hydraulic controls 2 joy-stick levers for simultaneous crane motions, infinitely controlled.

Telescopic main boom Five section box type construction of high tensile, fine-grained steel consisting of 1 base section and 4 telescopic sections. All sections hydraulically extendable under load. 11.2 – 42.1 m long.

Boom extension Swing-around, telescopic boom extension 9.0 – 16.0 m long, offsets 5°/17°/30°.

Boom hoist 1 double acting hydraulic cylinder with integral holding valve.

Main winch Axial piston constant displacement motor, hoist drum with planetary reduction and spring-loaded, multiple disc brake.

Slewing gear Constant displacement motor with two-stage planetary gear with a foot actuated service brake and a parking brake.
Slewing infinitely variable: 0 – 2.0 rpm.

Counterweight Total 13,5 t divisible.

Crane cab Spacious all-steel comfortable panoramic cab with special tinted safety glass, hydraulically cushioned and adjustable seat, independent hot-air heater. Controls and instrumentation for crane operation and on-site travelling.

Electrical system 24 volt DC system with 2 batteries.

Safety devices Load moment device (LMD). Safety valves against pipe and hose rupture, holding valves on hydraulic cylinders, lower limit switch on main winch and drum turn indicator.