

Turmdrehkran

Tower Crane / Grue à tour / Gru a torre
Grúa torre / Guindaste de torre

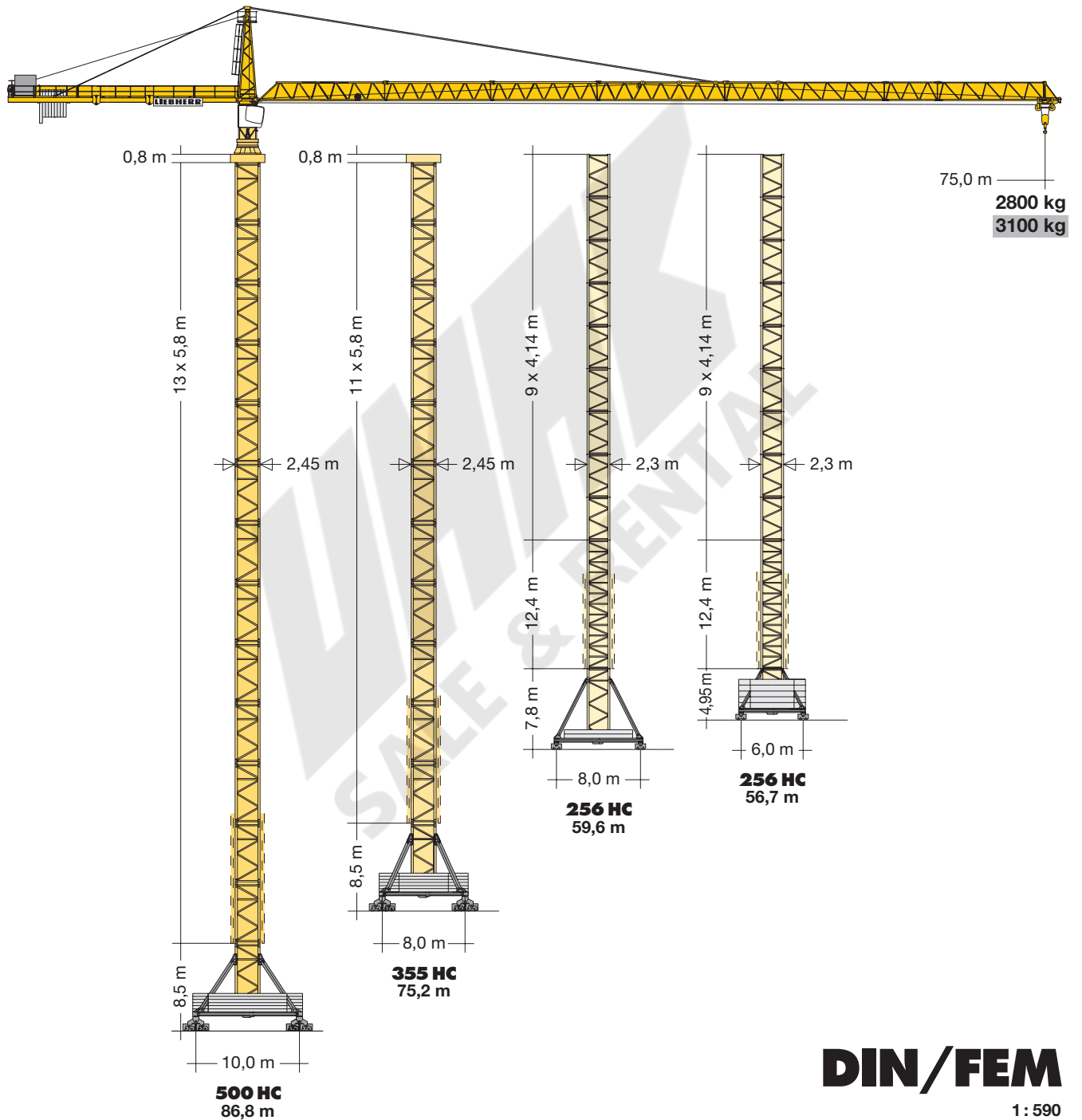
280 EC-H 8

280 EC-H 8 Litronic®


▶ **280 EC-H 8**
280 EC-H 8 Litronic®

280 EC-H 12
280 EC-H 12 Litronic®

280 EC-H 16
280 EC-H 16 Litronic®



LIEBHERR



Hubhöhe

Hoisting height / Hauteur sous crochet / Altezza di sollevamento / Altura bajo gancho / Altura de montagem

	256 HC		355 HC		500 HC	
13	-	-	-	-	78,7*	86,8*
12	-	-	-	-	72,9	81,0
11	-	-	-	-	67,1	75,2
10	-	-	-	-	61,3	69,4
9	52,0**	56,7**	52,0**	59,6**	55,5	63,6
8	47,9**	52,6**	47,9**	55,5**	49,7	57,8
7	43,7	48,4	43,7	51,3	43,9	52,0
6	39,6	44,3	39,6	47,2	38,1	46,2
5	35,4	40,1	35,4	43,0	32,3	40,4
4	31,3	36,0	31,3	38,9	26,5	34,6
3	27,2	31,9	27,2	34,8	20,7	28,8
2	23,0	27,7	23,0	30,6	14,9	23,0
1	18,9	23,6	18,9	26,5	9,1	17,2
0	14,7	19,4	14,7	22,3	3,3	11,4
	m	m	m	m	m	m

* ** **LM 2 Nicht möglich.** / Not possible. / Pas possible. / Non possibile. / No posible. / Nao é possível.

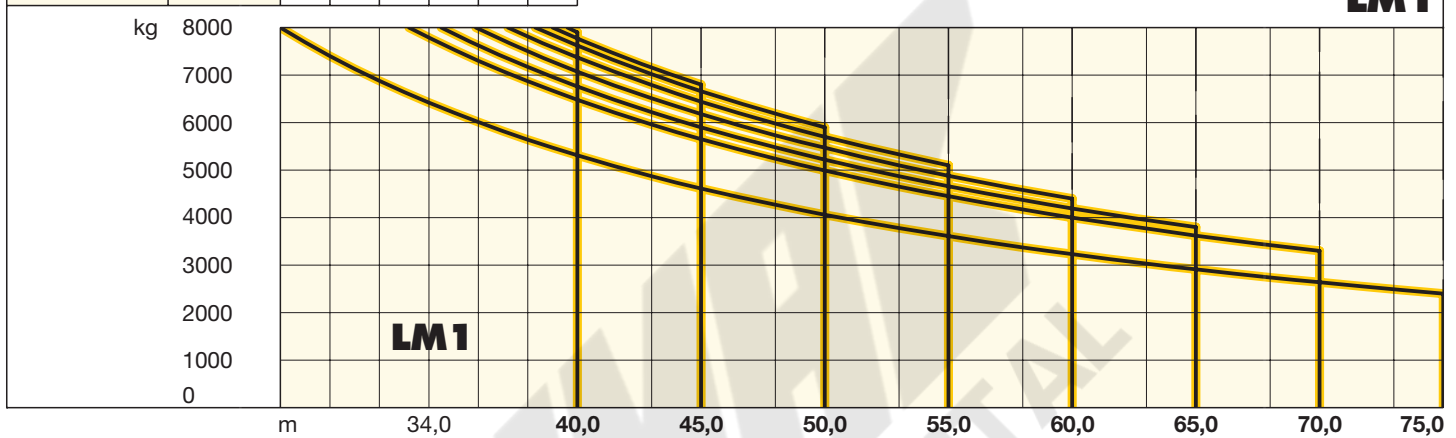
Weitere Hubhöhen sowie Klettern im Gebäude auf Anfrage. / Further hoist heights and climbing in the building on request.
 Hauteurs sous crochet plus élevées et hissage dans le bâtiment sur demande. / Altre altezze di sollevamento come pure varianti di gru allungabili: su richiesta. / Para alturas bajo gancho superiores y trepado en el interior del edificio, consultar. / Outras alturas de elevação e subida no edifício: conforme ao pedido.

Ausladung und Tragfähigkeit

Radius and capacity / Portée et charge / Sbraccio e portata / Alcances y cargas / Alcance e capacidade de carga

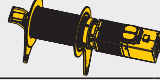
		280 EC-H 8																				
m	r	m/kg	m/kg																			
			30,0	32,0	34,0	36,0	38,0	40,0	43,0	45,0	48,0	50,0	53,0	55,0	58,0	60,0	63,0	65,0	68,0	70,0	73,0	75,0
75,0	(r = 76,6)	2,6-31,4 8000	8000	7820	7300	6840	6430	6060	5570	5280	4890	4660	4340	4150	3890	3730	3510	3370	3180	3070	2900	2800
70,0	(r = 71,6)	2,6-33,2 8000	8000	8000	7790	7300	6870	6480	5960	5650	5240	4990	4650	4450	4170	4000	3770	3620	3420	3300		
65,0	(r = 66,6)	2,6-34,5 8000	8000	8000	8000	7620	7170	6760	6220	5900	5480	5220	4870	4660	4370	4190	3950	3800				
60,0	(r = 61,6)	2,6-35,9 8000	8000	8000	8000	7970	7500	7070	6510	6180	5730	5470	5100	4880	4580	4400						
55,0	(r = 56,6)	2,6-37,2 8000	8000	8000	8000	8000	7810	7370	6790	6440	5980	5700	5330	5100								
50,0	(r = 51,6)	2,6-38,3 8000	8000	8000	8000	8000	8000	7620	7020	6660	6190	5900										
45,0	(r = 46,6)	2,6-39,0 8000	8000	8000	8000	8000	8000	7770	7160	6800												
40,0	(r = 41,6)	2,6-39,6 8000	8000	8000	8000	8000	8000	7900														

LM 1

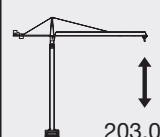


Antriebe

Driving units / Mécanismes d'entraînement / Azionamenti / Mecanismos / Mecanismos



37 kW FR.tronic-FU
WIW 250 MZ 405



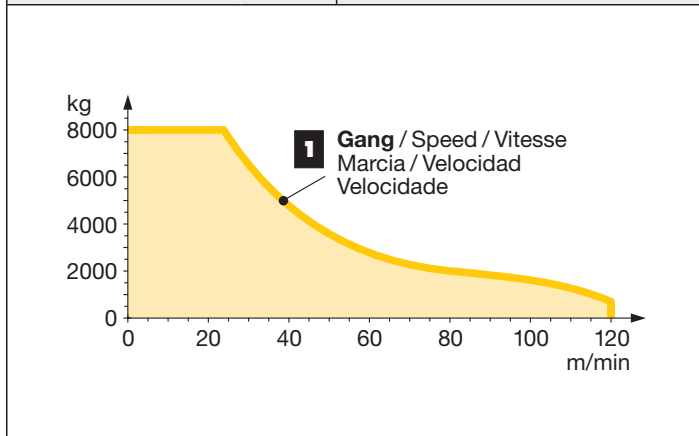
203,0 m


↔ **stufenlos** / stepless / régl. continu
regl. progressiva / sin escalones / sem degraus

kg m/min


1 8000 0 ↔ 24
 700 0 ↔ 120

6 **Lagen**
Layers
Couches
Strati
Camadas
Capas





45 kW FR.tronic-FU
WIW 260 MZ 403



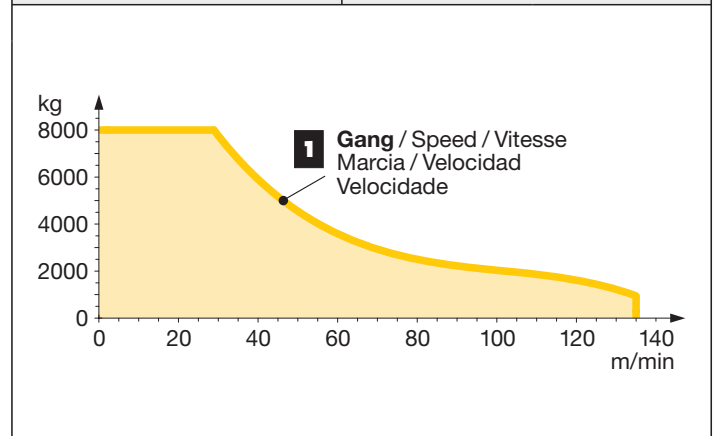
203,0 m

↔ **stufenlos** / stepless / régl. continu
regl. progressiva / sin escalones / sem degraus

kg m/min

1 8000 0 ↔ 29
 850 0 ↔ 135

6 **Lagen**
Layers
Couches
Strati
Camadas
Capas

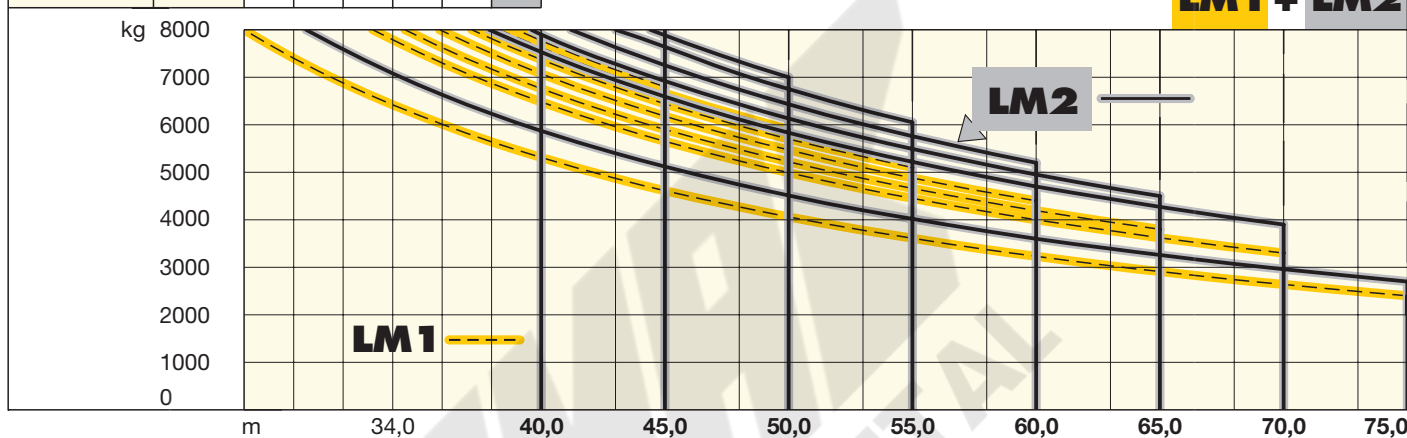


Ausladung und Tragfähigkeit

Radius and capacity / Portée et charge / Sbraccio e portata / Alcances y cargas / Alcance e capacidade de carga

		280 EC-H 8 Litronic®																				
m	r	m/kg	m/kg																	75,0		
			30,0	32,0	34,0	36,0	38,0	40,0	43,0	45,0	48,0	50,0	53,0	55,0	58,0	60,0	63,0	65,0	68,0		70,0	73,0
75,0	(r=76,6)	2,6-33,9 8000	8000	8000	7970	7470	7030	6630	6100	5780	5360	5110	4770	4560	4280	4100	3870	3720	3510	3390	3210	3100
70,0	(r=71,6)	2,6-37,9 8000	8000	8000	8000	8000	7980	7530	6940	6590	6110	5830	5450	5220	4900	4700	4440	4270	4040	3900		
65,0	(r=66,6)	2,6-39,6 8000	8000	8000	8000	8000	8000	7900	7280	6920	6430	6130	5730	5490	5160	4950	4670	4500				
60,0	(r=61,6)	2,6-41,2 8000	8000	8000	8000	8000	8000	8000	7630	7250	6740	6430	6010	5760	5410	5200						
55,0	(r=56,6)	2,6-43,0 8000	8000	8000	8000	8000	8000	8000	8000	7610	7070	6750	6310	6050								
50,0	(r=51,6)	2,6-44,4 8000	8000	8000	8000	8000	8000	8000	8000	7880	7330	7000										
45,0	(r=46,6)	2,6-45,0 8000	8000	8000	8000	8000	8000	8000	8000	8000												
40,0	(r=41,6)	2,6-40,0 8000	8000	8000	8000	8000	8000	8000														

LM1 + LM2



Antriebe

Driving units / Mécanismes d'entraînement / Azionamenti / Mecanismos / Mecanismos

65 kW FR.tronic-FU
WIW 280 MZ 403

↔ **stufenlos** / stepless / régl. continu
regl. progressiva / sin escalones / sem degraus
kg m/min

1	8000	0 ↔ 42
	1650	0 ↔ 150


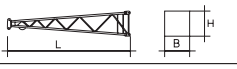
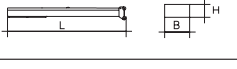
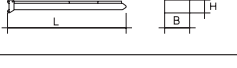




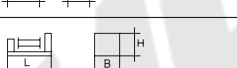


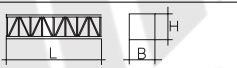
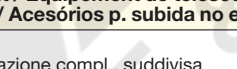


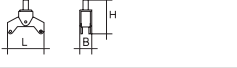
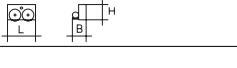



6 **Lagen**
Layers
Couches
Strati
Camadas
Capas


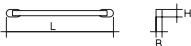

203,0 m

1 **Gang** / Speed / Vitesse
Marcia / Velocidad
Velocidade

	U/min 0 ↔ 0,7 sl./min tr./min	2 x 7,5 kW FR.tronic-FU
	0 ↔ 110,0 m/min	7,5 kW FR.tronic-FU
	25,0 m/min	4 x 7,5 kW (500 HC) 4 x 5,5 kW (355 HC) 2 x 7,5 kW (256 HC)
	kVA	37 kW FU 45 kW FU 65 kW FU 56,0 63,0 86,0

LM 2 Abweichende Geschwindigkeiten und Betriebsbedingungen. / Variant speeds and service conditions. / Vitesses et conditions de fonctionnement différentes. / Differenti velocità e condizioni di funzionamento. / Otras velocidades y características de funcionamiento. Outras velocidades e características de funcionamento.

Kranoberteil		Upper part of crane / Partie supérieure de grue / Parte superiore della gru	Parte superior grúa / Parte superior do guindaste	L (m)	B (m)	H (m)	kg*	
Pos. Ref.	Anz. Qty. Qta. Cant. Cant.	Drehbühne / Slewing platform / Ensemble mât-cabine / Piattaforma girevole / Conjunto plataforma de giro / Plataforma giratória		5,49	2,74	2,80	10120	
1	1							
2	1	Turmspitze / Tower head Porte-flèche / Cuspide / Cabeza de torre Cabeça de apoio de lança		9,09	1,70	1,92	2800	
3	1	Gegenausleger-Kopfstück / Counter-jib head Pointe de contre-flèche / Testa di controbraccio Tramo punta de contrapluma / Cabeça de contra-lança		8,48	2,45	0,92	3050	
4	1	Gegenausleger-Anlenkstück / Counter-jib heel section Pied de contre-flèche / Settore articolato di controbraccio / Tramo primero-contrapluma Base articulada da contra-lança		8,44	1,77	0,92	2800	
5	1	Gegenausleger-Zwischenstück / Intermediate counter-jib section Élément interm. de contre-flèche Spezzone di controbraccio / Tramo intermedio de contrapluma / Peça suplementar da contra-lança		5,22	1,76	0,92	1550	
6	1	Ausleger-Anlenkstück / Jib heel section Pied de flèche / Settore articolato di braccio Base articulada de lança / Pluma tramo primero		12,26	1,86	1,96	ⓐ 3110	
7	1	Ausleger-Zwischenstück / Intermediate jib section Élément intermédiaire de flèche / Spezzone di braccio Peça suplementar da lança / Tramo intermedio pluma		10,26	1,63	1,87	ⓐ+ⓑ 1880	
1	12,28			1,63	1,86	ⓐ 2260		
1	5,32			1,63	1,86	ⓐ 820		
1	10,27			1,63	1,86	ⓐ 1220		
1	10,26			1,63	1,84	ⓐ 800		
1	5,25			1,63	1,84	ⓐ 510		
8	1	Ausleger-Kopfstück / Jib head Pointe de flèche / Punta freccia Cabeça de lança / Tramo punta de pluma		1,70	1,88	2,05	ⓐ 280	
9	1	Laufkatze und Lasthaken / Trolley and hook Chariot de distribution et crochet / Carrello con gancio Carrito y gancho / Carro de ponte e gancho		1,89	1,83	1,57	760	
10	1	Hubwerkseinheit / Hoist gear unit / Treuil de levage Gruppo meccanismo sollevamento / Mecanismo de elevación / Grupo de mecanismo elevatório		2,39	2,19	1,68	3270	
Turm		Tower / Mât / Torre	Torre / Torre					
11	9	Turmstück / Tower section Élément de mât / Elemento di torre Torre / Torre		256 HC	4,14	2,30	2,30	2300
11	355 HC			6,28	2,45	2,45	5050	
13	500 HC			6,28	2,45	2,45	6480	
12	1	Turmstück lang / Long tower section Élément de mât long / Elemento di torre, lungo Tramo de torre largo / Peça de torre, comprida		256 HC	12,42	2,30	2,30	5770
13	1	Grundturmstück / Base tower section Mât de base / Elemento di torre base Tramo torre base / Peça de base de torre		256 HC	8,85 (12,42)	2,30 (2,30)	2,30 (2,30)	4830 (7940)
Klettereinrichtung		Climbing equipment / Equipement de télescopage / Attrezzatura per allungamento della gru	Equipo de trepado / Acessórios p. subida no edifício					
14	1	Führungsstück kpl., geteilt / Guide section cpl., split Cage télescopique cpl., divisée / Gabbia di sopraelevazione compl., suddivisa Torre de montaje, dividida / Peça de guia, subdividida		256 HC	8,39	2,68	2,58 (3,04)	5100
	355 HC			12,39	2,75	1,58	8300	
	500 HC			12,39	2,75	1,58	8300	
15	1	Hydraulikanlage, Stütz- und Klettertraverse / Hydraulic unit, supporting and climbing cross members / Système hydraulique avec traverses d'appui et de télescopage / Sistema idraulico, travessa di appoggio e allungamento gru Instalação hidráulica, travessa de apoio e subida / Sistema hidráulico con traviesa de apoyo y trepado		256 HC	2,10	1,25	1,00	1150
	355 HC			2,10	1,10	1,00	1810	
	500 HC			2,10	1,10	1,00	1810	
Unterwagen		Undercarriage / Châssis / Carro della gru	Carro con mástil / Carro de guindaste					
16	4	Ausgleichsschwinge mit Schwingenlager / Pivot for wheel box / Chape pour bogie / Bilanciere di equilibratura con cuscinetto bilanciere / Balancin Balancim com suporte		355 HC	1,60	0,72	1,48	1390
	500 HC							
17	2	Fahrschemel mit Antrieb / Rail bogie with drive Bogie moteur / Telaio con gruppo propulsore Quadro sem grupo de propulsão / Caja rodillo motriz		256 HC	1,63 (1,46)	0,92 (0,84)	0,95 (0,87)	1690 (920)
4	355 HC			1,40	0,75	0,65	920	
4	500 HC			1,45	0,82	0,72	1690	
18	2	Fahrschemel ohne Antrieb / Rail bogie without drive / Bogie fou / Telaio senza gruppo propulsore / Quadro com grupo de propulsão Caja rodillo conducido		256 HC	1,37 (1,15)	0,62 (0,60)	0,95 (0,87)	1340 (880)
4	355 HC			1,10	0,60	0,65	880	
4	500 HC			1,30	0,40	0,72	1340	
19	1	Tragholm lang / Long support arm Longeron long / Longherone lungo Braço largo soporte / Travessa comprida		256 HC	9,10 (11,95)	0,80 (0,82)	0,80 (0,80)	1650 (2200)
2	355 HC			11,82	0,92	0,93	3515	
2	500 HC			7,32	0,92	0,93	2330	
20	2	Tragholm kurz / Short support arm Longeron court / Longherone corto Braço corto soporte / Travessa curta		256 HC	4,45 (5,58)	0,77 (0,65)	0,77 (0,77)	800 (1035)
	355 HC			5,74	0,80	0,90	1600	
	500 HC			7,14	0,80	0,90	2135	

Pos. Item Rep. Voce Pos. Ref.	Anz. Qty. Qté. Qta. Cant. Cant.			L (m)	B (m)	H (m)	kg*	
21	2 + 2	Randträger / Border support Traverse / Supporti base Traviesa / Apoio de bordo		256 HC	5,46 – 5,40	0,11 – 0,18	0,16 – 0,38	175 – 525
				355 HC	(7,52 – 7,46)	(0,1 – 0,17)	(0,1 – 0,38)	(366 – 912)
				500 HC	7,30	0,14	0,14	340
							510	
22	4	Stützholm / Support strut Hauban de châssis / Correnti di appoggio Tirante vertical / Travessa de apoio		256 HC	4,14 (6,55)	0,18 (0,22)	0,25 (0,25)	320 (600)
				355 HC	6,06	0,26	0,34	862
				500 HC	6,98	0,26	0,34	1140
23	1	Unterswagen-Turmstück / Undercarriage tower section / Mât de châssis / Elemento di torre del carro / Tramo de carro / Peça de torre do chassis		256 HC	3,73 (6,70)	2,62 (2,53)	2,62 (2,53)	2550 (3800)
				355 HC	6,61	2,44	2,44	7475
				500 HC	6,61	2,44	2,44	7930
24		Kleinteile, Seile und Abspannungen / Small parts, ropes and holding bars Accessoires, câbles et tirants / Accessori, funi e attrezzi di ancoraggio Despieces, cables y tirantes / Acessórios, cabos e peças de ancoragem		256 HC				
				355 HC	9,00	1,60	1,00	4000
				500 HC				

() **Angaben in Klammern gelten für 8 m-Unterswagen.** / The data in brackets are valid for an undercarriage of 8 m. / Les données techniques indiquées entre parenthèses sont valables pour un châssis de 8 m. / Caratteristiche in (...) valgono per carro di 8 m. / Los datos entre paréntesis son válidos para carro de 8 m. Características em (...) válidas pelo chassis de 8 m.

* **Einzelgewichte.** / Single weights. / Poids individuels. / Pesì di componenti. / Pesos de peças componentes. / Pesos unitarios.

Konstruktionsänderungen vorbehalten!

Subject to alterations! / Sous réserves de modifications!
Si fa riserva di modifiche! / Salvo modificação da construação!
¡Sujeto a modificaciones!

Sämtliche Angaben erfolgen ohne Gewähr.

This information is supplied without liability.
Ces renseignements sont sans garantie. / Le indicazioni contenute si intendono salvo errori ed omissioni.
Declinamos toda responsabilidad derivada de la información proporcionada. / Declinamos qualquer
responsabilidade quanto à informação fornecida.