

# Turmdrehkran

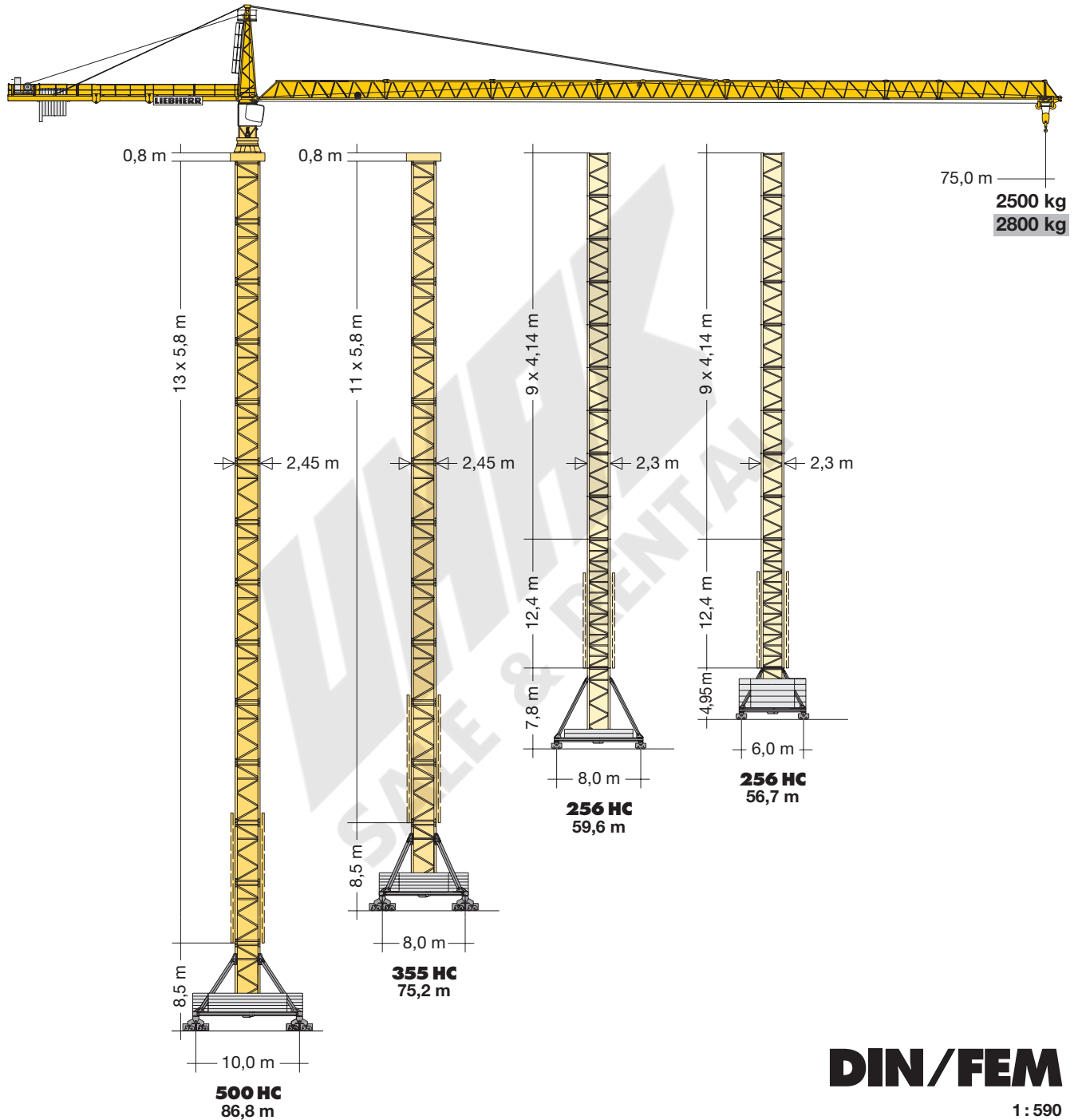
Tower Crane / Grue à tour / Gru a torre  
Grúa torre / Guindaste de torre

## 280 EC-H 12 FR.tronic®

## 280 EC-H 12 Litronic®

280 EC-H 12 FR.tronic®  
280 EC-H 12 Litronic®


280 EC-H 16 FR.tronic®  
280 EC-H 16 Litronic®



**DIN/FEM**

1:590

# LIEBHERR



## Hubhöhe

Hoisting height / Hauteur sous crochet / Altezza di sollevamento / Altura bajo gancho / Altura de montagem

	256 HC		355 HC		500 HC	
13	-	-	-	-	-	-
12	-	-	-	-	-	-
11	-	-	-	-	67,1*	75,2*
10	-	-	-	-	61,3	69,4
9	52,0**	56,7**	52,0**	59,6**	55,5	63,6
8	47,9**	52,6**	47,9**	55,5**	49,7	57,8
7	43,7	48,4	43,7	51,3	43,9	52,0
6	39,6	44,3	39,6	47,2	38,1	46,2
5	35,4	40,1	35,4	43,0	32,3	40,4
4	31,3	36,0	31,3	38,9	26,5	34,6
3	27,2	31,9	27,2	34,8	20,7	28,8
2	23,0	27,7	23,0	30,6	14,9	23,0
1	18,9	23,6	18,9	26,5	9,1	17,2
0	14,7	19,4	14,7	22,3	3,3	11,4
	m	m	m	m	m	m

\* xx LM 2 Nicht möglich. / Not possible. / Pas possible. / Non possibile. / No possible. / Nao é possível.

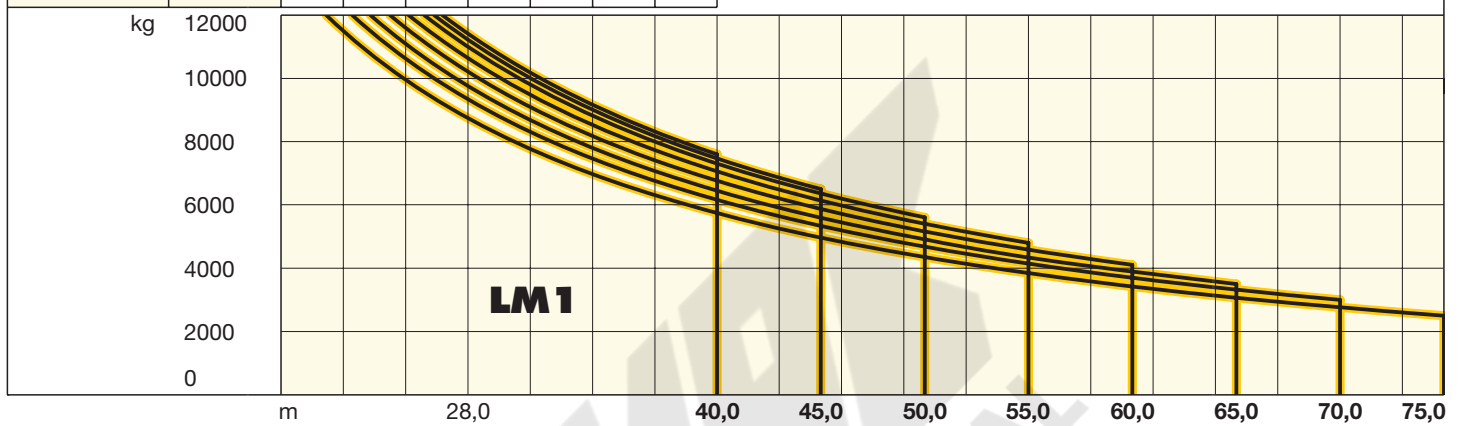
\*\* Weitere Hubhöhen, Auslegerlängen sowie Klettern im Gebäude auf Anfrage. / Further hoist heights and jib lengths as well as climbing inside the building on request. / Autres hauteurs sous crochet et longueurs de flèche ainsi que hissage dans le bâtiment sur demande. / Ulteriori altezze gancho, lunghezze braccio così come telescopaggio all'interno dell'edificio: su richiesta. / Para alturas bajo gancho superiores, otros alcances y trepado en el interior del edificio, consultar. / Outras alturas de elevação, comprimentos de lança e subida no edifício: sob consulta.

# Ausladung und Tragfähigkeit

Radius and capacity / Portée et charge / Sbraccio e portata / Alcances y cargas / Alcance e capacidade de carga

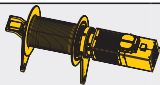
		<b>280 EC-H 12 FR.tronic®</b>															
m	r	m/kg	m/kg														
			22,0	25,0	28,0	31,0	34,0	37,0	40,0	45,0	50,0	55,0	60,0	65,0	70,0	75,0	
75,0	(r=76,6)	2,6-21,2 12000	11500	9950	8750	7770	6970	6310	5740	4970	4350	3840	3420	3070	2760	<b>2500</b>	
70,0	(r=71,6)	2,6-22,4 12000	12000	10620	9340	8310	7470	6760	6160	5340	4680	4150	3700	3320	<b>3000</b>		
65,0	(r=66,6)	2,6-23,3 12000	12000	11090	9760	8690	7810	7070	6450	5590	4910	4360	3890	<b>3500</b>			
60,0	(r=61,6)	2,6-24,3 12000	12000	11600	10210	9090	8180	7410	6760	5870	5160	4580	<b>4100</b>				
55,0	(r=56,6)	2,6-25,2 12000	12000	12000	10640	9480	8530	7740	7060	6140	5400	<b>4800</b>					
50,0	(r=51,6)	2,6-25,9 12000	12000	12000	11000	9800	8820	8000	7310	6360	<b>5600</b>						
45,0	(r=46,6)	2,6-26,4 12000	12000	12000	11230	10010	9010	8180	7470	<b>6500</b>							
40,0	(r=41,6)	2,6-26,8 12000	12000	12000	11410	10180	9170	8320	<b>7600</b>								

**LM 1**

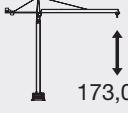


## Antriebe FR.tronic®/Litronic®

Driving units / Mécanismes d'entraînement / Azionamenti / Mecanismos / Mecanismos



45 kW FU  
WIW 260 MZ 402



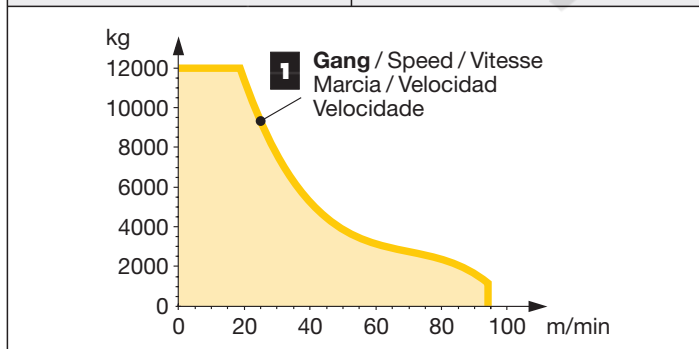
173,0 m

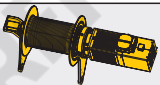
max. 256,0 m\*\*

↔ **stufenlos** / stepless / régl. continu  
regl. progressiva / sin escalones / sem degraus  
kg m/min


**5 Lagen**  
Layers  
Couches  
Strati  
Camadas  
Capas

<b>1</b>	12000	0 ↔ 19
	1150	0 ↔ 94





65 kW FU  
WIW 280 MZ 401

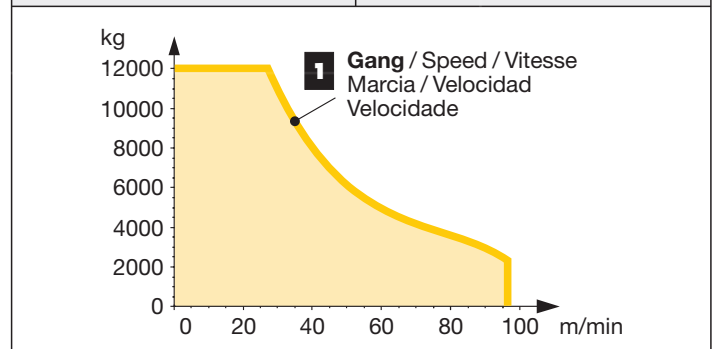


256,0 m

↔ **stufenlos** / stepless / régl. continu  
regl. progressiva / sin escalones / sem degraus  
kg m/min

**7 Lagen**  
Layers  
Couches  
Strati  
Camadas  
Capas

<b>1</b>	12000	0 ↔ 27
	2300	0 ↔ 96



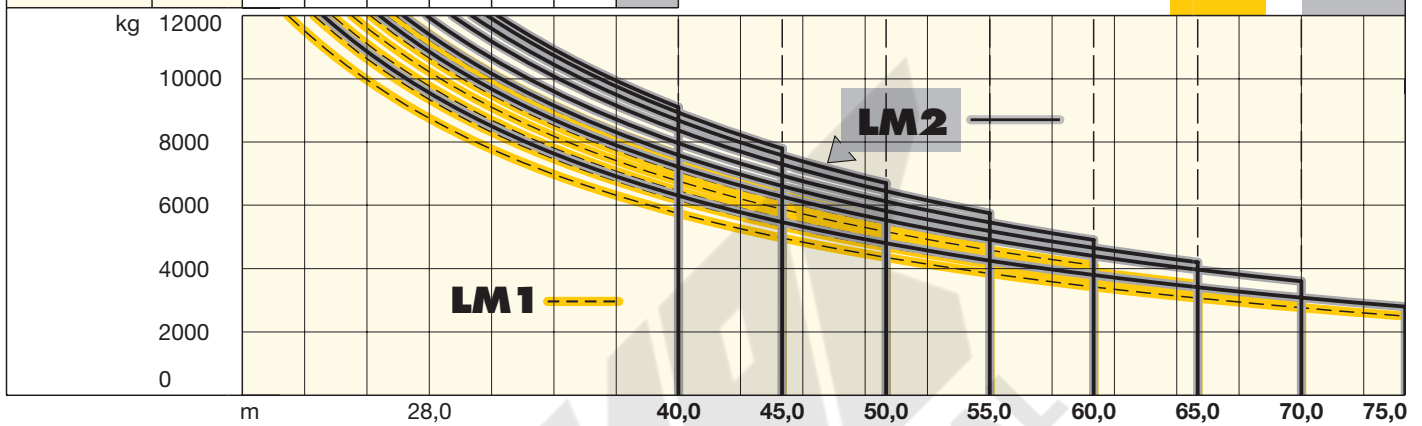
\*\* Weitere Hublastdaten: siehe Betriebsanleitung. / Further hoist load data: see instruction manual. / Autres données de la charge de levage: voir manuel d'instruction. / Altri dati sui carichi sollevati: consultare il manuale d'istruzione. / Alturas bajo granco superiores según manual. / Outras tabelas de carga: consultar manual de instruções.

# Ausladung und Tragfähigkeit

Radius and capacity / Portée et charge / Sbraccio e portata / Alcances y cargas / Alcance e capacidade de carga

		280 EC-H 12 Litronic®														
		m/kg														
m	r	m/kg	22,0	25,0	28,0	31,0	34,0	37,0	40,0	45,0	50,0	55,0	60,0	65,0	70,0	75,0
75,0	(r=76,6)	2,6-22,9 12000	12000	10860	9560	8500	7640	6920	6310	5470	4800	4250	3800	3410	3090	2800
70,0	(r=71,6)	2,6-25,6 12000	12000	12000	10860	9680	8710	7900	7210	6270	5520	4910	4400	3970	3600	
65,0	(r=66,6)	2,6-26,7 12000	12000	12000	11400	10160	9150	8310	7590	6610	5820	5180	4650	4200		
60,0	(r=61,6)	2,6-27,9 12000	12000	12000	11940	10650	9600	8710	7970	6940	6120	5460	4900			
55,0	(r=56,6)	2,6-29,1 12000	12000	12000	12000	11180	10070	9150	8370	7300	6450	5750				
50,0	(r=51,6)	2,6-30,0 12000	12000	12000	12000	11590	10450	9500	8690	7580	6700					
45,0	(r=46,6)	2,6-30,8 12000	12000	12000	12000	11900	10740	9760	8930	7800						
40,0	(r=41,6)	2,6-31,3 12000	12000	12000	12000	10930	9940	9100								

**LM1 + LM2**



## Antriebe FR.tronic®/Litronic®

Driving units / Mécanismes d'entraînement / Azionamenti / Mecanismos / Mecanismos

↔ **stufenlos** / stepless / régl. continu  
regl. progressiva / sin escalones / sem degraus  
kg m/min

65 kW FU  
WIW 280 VZ 401

7 **Lagen**  
Layers  
Couches  
Strati  
Camadas  
Capas

256,0 m

1	12000	0 ↔ 27
	2300	0 ↔ 99
2	6600	0 ↔ 48
	650	0 ↔ 172

↔ **stufenlos** / stepless / régl. continu  
regl. progressiva / sin escalones / sem degraus  
kg m/min

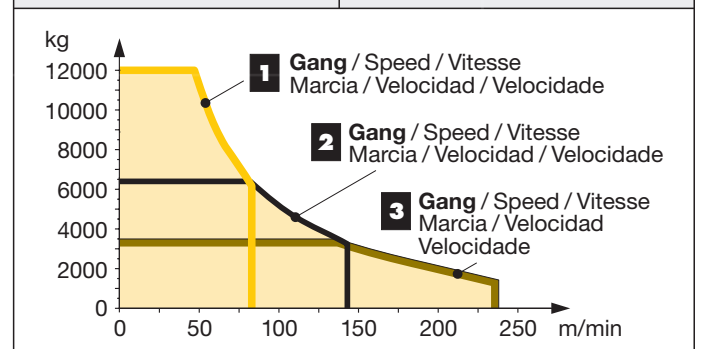
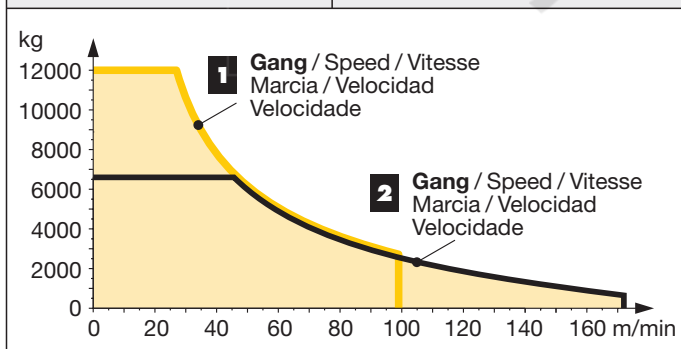
110 kW FU  
WIW 300 VZ 417

7 **Lagen**  
Layers  
Couches  
Strati  
Camadas  
Capas




256,0 m

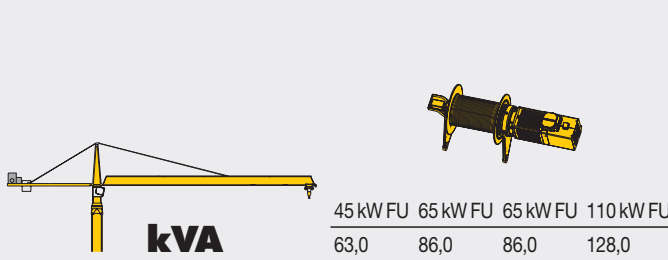
1	12000	0 ↔ 47
	5400	0 ↔ 83
2	6400	0 ↔ 82
	2800	0 ↔ 143
3	3500	0 ↔ 137
	1100	0 ↔ 238

max. 300,0 m\*\*



**LM 2** Abweichende Geschwindigkeiten und Betriebsbedingungen. / Variant speeds and service conditions. / Vitesses et conditions de fonctionnement différentes. / Differenti velocità e condizioni di funzionamento. / Otras velocidades y características de funcionamiento. / Outras velocidades e características de funcionamento.

	0 ↔ 0,7 U/min sl./min tr./min	2 x 7,5 kW FU
	0 ↔ 110,0 m/min	7,5 kW FU
	25,0 m/min	4 x 7,5 kW 500 HC (550 HC) 4 x 5,5 kW 355 HC (390 HC) 2 x 7,5 kW 256 HC (290 HC)









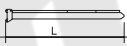















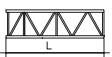



	45 kW FU	65 kW FU	65 kW FU	110 kW FU
	63,0	86,0	86,0	128,0

**Litronic® kVA** reduzierbar bei zu geringer Netz-Anschlussleistung, siehe BAL. / kVA can be reduced in case of too little power of the mains, see instruction manual. / kVA peut être réduit en cas de trop faible puissance du réseau, voir manuel d'instruction. / kVA riducibili in caso di potenza di rete ridotta (si veda manuale uso e manutenzione) / kVA variable para potencia de red demasiado pequeña, ver Manual de instrucciones. / kVA reduzível no caso de capacidade da rede elétrica muito baixa, ver manual de instruções.

## Kolli-Liste

Packing List / Liste de colisage / Lista dei colli / Lista de contenido / Lista de embalagem

Montagegewichte: siehe Betriebsanleitung. / Erection weights: see instruction manual. / Poids de montage: voir manuel de service. / Pesos de montaje: vedasi le istruzioni sull'uso. / Peso para el montaje: según manual. / Pesos de montagem: vejäm-se as instruções p. uso.

Kranoberteil		Upper part of crane / Partie supérieure de grue / Parte superiore della gru			L (m)	B (m)	H (m)	kg*
Pos. Item	Anz. Qty.	Drehbühne / Slewing platform / Ensemble mât-cabine / Piattaforma girevole / Conjunto plataforma de giro / Plataforma giratória			5,49	2,74	2,80	10120
Rep. Voce	Qte. Qta.		1	1				
Pos. Ref.	Cant. Cant.	Turmspitze / Tower head Porte-flèche / Cuspide / Cabeza de torre Cabeça de apoio de lança			9,09	1,70	1,92	2800
1	1							
3	1	Gegenausleger-Kopfstück / Counter-jib head Pointe de contre-flèche / Testa di controbraccio Tramo punta de contrapluma / Cabeça de contra-lança			8,48	2,45	0,92	3050
4	1		Gegenausleger-Anlenkstück / Counter-jib heel section / Pied de contre-flèche / Settore articolato di controbraccio / Tramo primero-contrapluma Base articulada da contra-lança			8,44	1,77	0,92
5	1	Gegenausleger-Zwischenstück / Intermediate counter-jib section / Élément interm. de contre-flèche Spezzone di controbraccio / Tramo intermedio de contrapluma / Peça suplementar da contra-lança				5,22	1,76	0,92
6	1		Ausleger-Anlenkstück / Jib heel section Pied de flèche / Settore articolato di braccio Pluma tramo primero / Base articulada de lança			12,26	1,86	1,96
7	1	Ausleger-Zwischenstück / Intermediate jib section Élément intermédiaire de flèche / Spezzone di braccio Tramo intermedio pluma / Peça suplementar da lança				10,26	1,63	1,87
1	1				12,28	1,63	1,86	⊕ 2260
1	1				5,32	1,63	1,86	⊕ 820
1	1				10,27	1,63	1,86	⊕ 1220
1	1				10,26	1,63	1,84	⊕ 800
1	1			5,25	1,63	1,84	⊕ 510	
8	1	Ausleger-Kopfstück / Jib head section Pointe de flèche / Punta freccia Tramo punta de pluma / Cabeça de lança			1,70	1,88	2,05	⊕ 280
9	1		Laufkatze und Lashaken / Trolley and hook Chariot de distribution et crochet / Carrello con gancio Carrito y gancho / Carro de ponte e gancho			1,89	1,83	1,57
10	1	Hubwerkseinheit / Hoist gear unit / Treuil de levage Gruppo meccanismo sollevamento / Mecanismo de elevación / Grupo de mecanismo elevatório				2,39	2,20	1,74
<b>Turm</b>		<b>Tower / Mât / Torre</b>						
11	9	Turmstück / Tower section Élément de mât / Elemento di torre Tramo torre / Torre			256 HC 4,14	2,30	2,30	2300
11	11				355 HC 6,28	2,45	2,45	5050
13	13				500 HC 6,28	2,45	2,45	6480
12	1	Turmstück lang / Long tower section Élément de mât long / Elemento di torre, lungo Tramo de torre largo / Peça de torre, comprida			256 HC 12,42	2,30	2,30	5770
13	1		Grundturmstück / Base tower section Mât de base / Elemento di torre base Tramo base / Peça de base de torre			256 HC 8,85 (12,42)	2,30 (2,30)	2,30 (2,30)




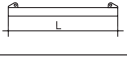

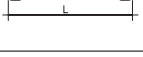


## Klettereinrichtung

## Climbing equipment / Equipement de télescopage / Attrezzatura per allungamento della gru Equipo de trepado / Acesórios p. subida no edifício

14	1	<b>Führungsstück kpl., geteilt</b> / Guide section cpl., split Cage télescopique cpl., dévisée / Gabbia di sopraelevazione compl., suddivisa Torre de montaje, dividida / Peça de guia, subdividida	256 HC	8,39	2,68	2,58 (3,04)	5100
			355 HC	12,39	2,75	1,58	8300
			500 HC	12,39	2,75	1,58	8300
15	1	<b>Hydraulikanlage, Stütz- und Klettertraverse</b> / Hydraulic unit, supporting and climbing cross members / Système hydraulique avec traverses d'appui et de télescopage / Sistema hidráulico, travesa de appoggio e allungamento gru Sistema hidráulico con traviesas de apoyo y trepado / Instalação hidráulica, travessa de apoio e subida	256 HC	2,10	1,25	1,00	1150
			355 HC	2,10	1,10	1,00	1810
			500 HC	2,10	1,10	1,00	1810

## Unterwagen

## Undercarriage / Châssis / Carro della gru Carro con mástil / Carro de guindaste

16	4	<b>Ausgleichsschwinge mit Schwingenlager</b> / Pivot for wheel box / Chape pour bogie / Bilanciere di equilibratura con cuscinetto bilanciere / Balancim com suporte		355 HC	1,60	0,72	1,48	1390
			500 HC					
17	2 4 4	<b>Fahrschemel mit Antrieb</b> / Rail bogie with drive Bogie moteur / Telaio con gruppo propulsore Caja rodillo motriz / Quadro sem grupo de propulsão		256 HC	1,63 (1,46)	0,92 (0,84)	0,95 (0,87)	1690 (920)
			355 HC	1,40	0,75	0,65	920	
			500 HC	1,45	0,82	0,72	1690	
18	2 4 4	<b>Fahrschemel ohne Antrieb</b> / Rail bogie without drive / Bogie fou / Telaio senza gruppo propulsore / Caja rodillo conducido / Quadro com grupo de propulsão		256 HC	1,37 (1,15)	0,62 (0,60)	0,95 (0,87)	1340 (880)
			355 HC	1,10	0,60	0,65	880	
			500 HC	1,30	0,40	0,72	1340	
19	1 2 2	<b>Tragholm lang</b> / Long support arm Longeron long / Longherone lungo Braço suporte largo / Travessa comprida		256 HC	9,10 (11,95)	0,80 (0,82)	0,80 (0,80)	1650 (2200)
			355 HC	11,82	0,92	0,93	3515	
			500 HC	7,32	0,92	0,93	2330	
20	2	<b>Tragholm kurz</b> / Short support arm Longeron court / Longherone corto Braço suporte curto / Travessa curta		256 HC	4,45 (5,58)	0,77 (0,65)	0,77 (0,77)	800 (1035)
			355 HC	5,74	0,80	0,90	1600	
			500 HC	7,14	0,80	0,90	2135	
21	2 + 2	<b>Randträger</b> / Border support Traverse / Supporti base Traviesa / Apoio de bordo		256 HC	5,46 - 5,40	0,11 - 0,18	0,16 - 0,38	175 - 525
			355 HC	7,30	0,14	0,14	340	
			500 HC	9,30	0,14	0,14	510	
22	4	<b>Stützholm</b> / Support strut Hauban de châssis / Correnti di appoggio Tirante vertical / Travessa de apoio		256 HC	4,14 (6,55)	0,18 (0,22)	0,25 (0,25)	320 (600)
			355 HC	6,06	0,26	0,34	862	
			500 HC	6,98	0,26	0,34	1140	
23	1	<b>Unterwagen-Turmstück</b> / Undercarriage tower section / Mât de châssis / Elemento di torre del carro / Tramo de carro / Peça de torre do chassis		256 HC	3,73 (6,70)	2,62 (2,53)	2,62 (2,53)	2550 (3800)
			355 HC	6,61	2,44	2,44	7475	
			500 HC	6,61	2,44	2,44	7930	
24		<b>Kleinteile, Seile und Abspannungen</b> / Small parts, ropes and holding bars Accessoires, câbles et tirants / Accessori, funi e attrezzi di ancoraggio Despieces, cables y tirantes / Acesórios, cabos e peças de ancoragem	256 HC	9,00	1,60	1,00	4000	
			500 HC					

( ) **Angaben in Klammern gelten für 8 m-Unterwagen.** / The data in brackets are valid for an undercarriage of 8 m. / Les données techniques indiquées entre parenthèses sont valables pour un châssis de 8 m. / Caratteristiche in (.) valgono per carro di 8 m. / Los datos entre paréntesis son válidos para carro de 8 m. / Características em (.) válidas pelo chassis de 8 m.

\* **Einzelgewichte.** / Single weights. / Poids individuels. / Pesì di componenti. / Pesos unitarios. / Pesos de peças componentes.

### Konstruktionsänderungen vorbehalten!

Subject to alterations! / Sous réserves de modifications!  
Si fa riserva di modifiche! / ¡Sujeto a modificaciones!  
Salvo modificação da construçao!

### Sämtliche Angaben erfolgen ohne Gewähr.

This information is supplied without liability.  
Ces renseignements sont sans garantie. / Le indicazioni contenute si intendono salvo errori ed omissioni.  
Declinamos toda responsabilidad derivada de la información proporcionada. / Declinamos qualquer  
responsabilidade quanto à informação fornecida.