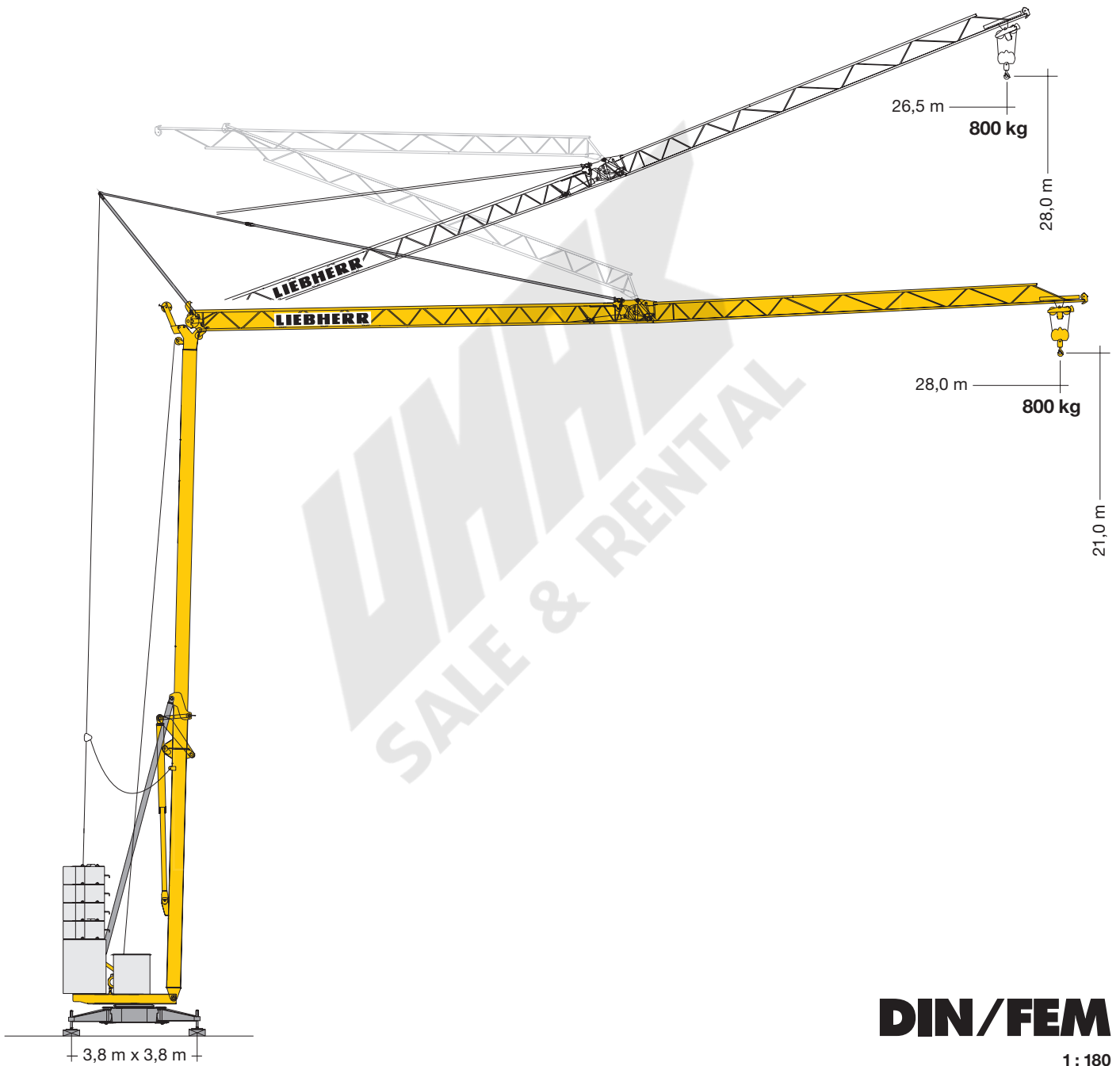
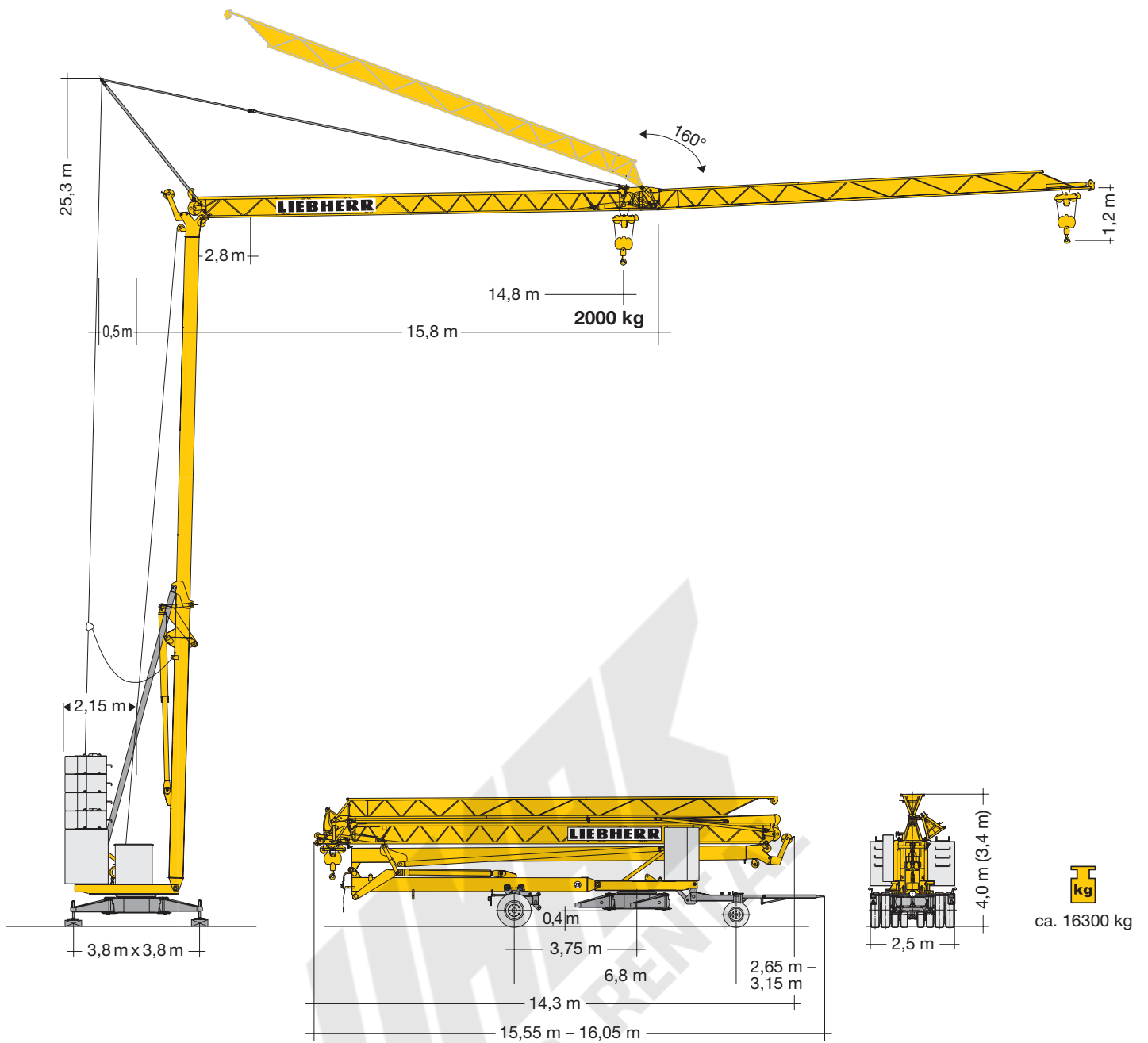


Turmdrehkran 26 H

Tower Crane / Grue à tour / Gru a torre
Grúa torre / Guindaste de torre



LIEBHERR



Gewicht

Weight / Poids / Peso / Peso / Pesos

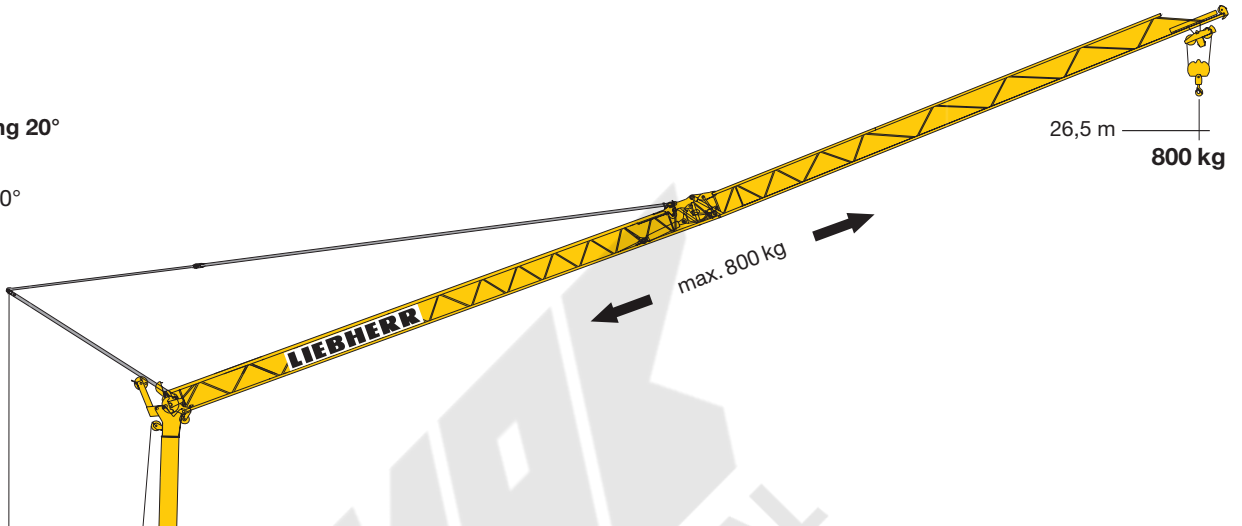
	4 x 2000 kg (4 x B)	12500 kg	r = 2,15 m		9800 kg
	1 x 4500 kg (1 x A)				

Ausladung und Tragfähigkeit

Radius and capacity / Portée et charge / Sbraccio e portata / Alcances y cargas / Alcance e capacidade de carga

m	m / kg	m/kg																				
		10,0	11,0	12,0	13,0	14,0	15,0	16,0	17,0	18,0	19,0	20,0	21,0	22,0	23,0	24,0	25,0	26,0	27,0	28,0		
28,0	2,8 – 13,4 2000	2000	2000	2000	2000	1890	1730	1600	1480	1380	1300	1220	1140	1080	1020	970	920	880	840	800		
14,8	2,8 – 14,8 2000	2000																				

Auslegersteilstellung 20°
 Elevated jib 20°
 Flèche inclinée 20°
 Braccio inclinato a 20°
 Pluma inclinada 20°
 Lança inclinada 20°



Antriebe

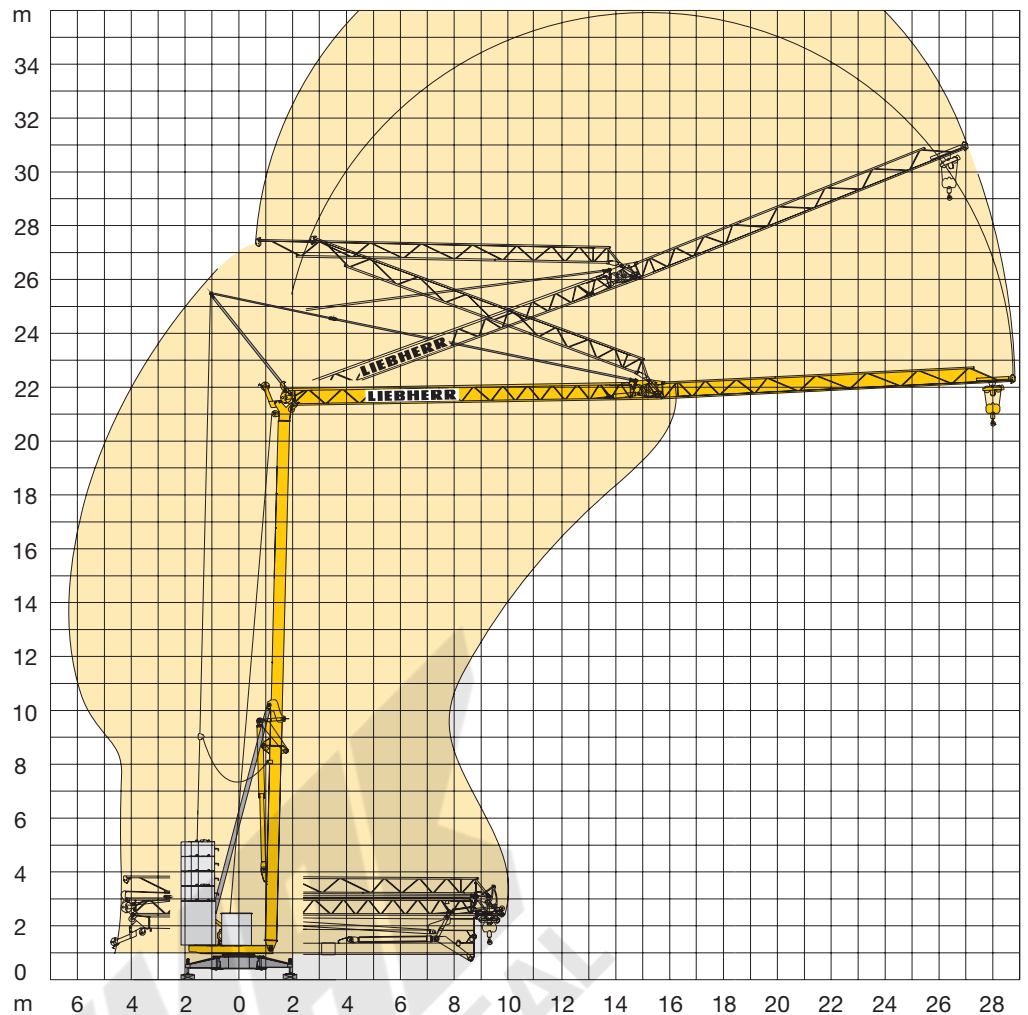
Driving units / Mécanismes d'entraînement / Azionamenti / Mecanismos / Mecanismos

	0 ↔ 0,8 U/min sl./min tr./min	1,5 kW EDC
	18,0 / 36,0 m/min	1,1 / 1,8 kW
	ca. 160°/min.	4,0 kW

	Stufe / Step / Cran Marcia / Velocidad Velocidade	kg	m/min
7,5 kW KL 	1	2000	5,0
	2	2000	20,0
	3	1000	40,0
11,0 kW FU 	1	2000	4,0
	2	2000	20,0
	3	1300	38,0
	4	1000	50,0

BGL		C.0.05.0022
------------	--	-------------

	400 V	Hz	kVA
78,0 m	4 x 6 mm ² KL	50	14,0 KL
93,0 m	4 x 6 mm ² FU		16,0 FU



Kolli-Liste

Packing List / Liste de colisage / Lista dei colli / Lista de contenido / Lista de embalagem

Pos. Item Rep. Pos. Ref.	Anz. Qty. Qta. Cant. Cant.				L (m)	B (m)	H (m)	kg	
1	1	Transportachse vorne, H-Adapter Road transport axle front, H adapter Essieux de transport avant, pièce d'adapt. H Assale anteriore, adattatore per H Eje de transporte delantero, adaptador H Eixo de transporte dianteiro, adaptador H	Tra 100 KY 2			4,30	1,25	1,31	750
			Tra 100 KY 6			4,30	1,25	1,31	850
2	1	Transportachse hinten, H-Adapter Road transport axle behind, H adapter Essieux de transport arrière, pièce d'adapt. H Assale posteriore, adattatore per H Eje de transporte trasero, adaptador H Eixo de transporte traseiro, adaptador H	Tra 120 GY 1 und/and/et e/y/y GY 1 A			1,60	2,50	1,20	1000
3	1	Transportachse vorne m. Zwischenadapter Road transport axle front w. adapter Essieux de transport avant a. pièce d'adapt. Assale anteriore con adattatore intermedio Eje de transporte delantero con adaptador intermedio Eixo de transporte dianteiro com adaptador intermédio	Tra 100 KY 2			4,30	1,25	1,31	950
			Tra 100 KY 6			4,30	1,25	1,31	1050
4	1	Transportachse hinten m. Zwischenadapter Road transport axle behind w. adapter Essieux de transport arrière a. pièce d'adapt. Assale posteriore con adattatore intermedio Eje de transporte trasero con adaptador intermedio Eixo de transporte traseiro com adaptador intermédio	Tra 120 GY 1 und/and/et e/y/y GY 1 A			1,75	2,50	1,25	1200

Konstruktionsänderungen vorbehalten!

Subject to alterations! / Sous réserves de modifications!
 Si fa riserva di modifiche! / ¡Sujeto a modificaciones!
 Salvo modificação da construação!

Sämtliche Angaben erfolgen ohne Gewähr. / This information is supplied without liability.

Ces renseignements sont sans garantie. / Le indicazioni contenute si intendono salvo errori ed omissioni.
 Declinamos toda responsabilidad derivada de la información proporcionada.
 Declinamos qualquer responsabilidade quanto à informação fornecida.

120 P – 4336 H1 B3 DIN 15018 • BGL C.0.05.0022 / FEM (Section 1) Krangruppe A3 und OENORM T3 • 10.05 / 6

Printed in Germany.