

Turmdrehkran

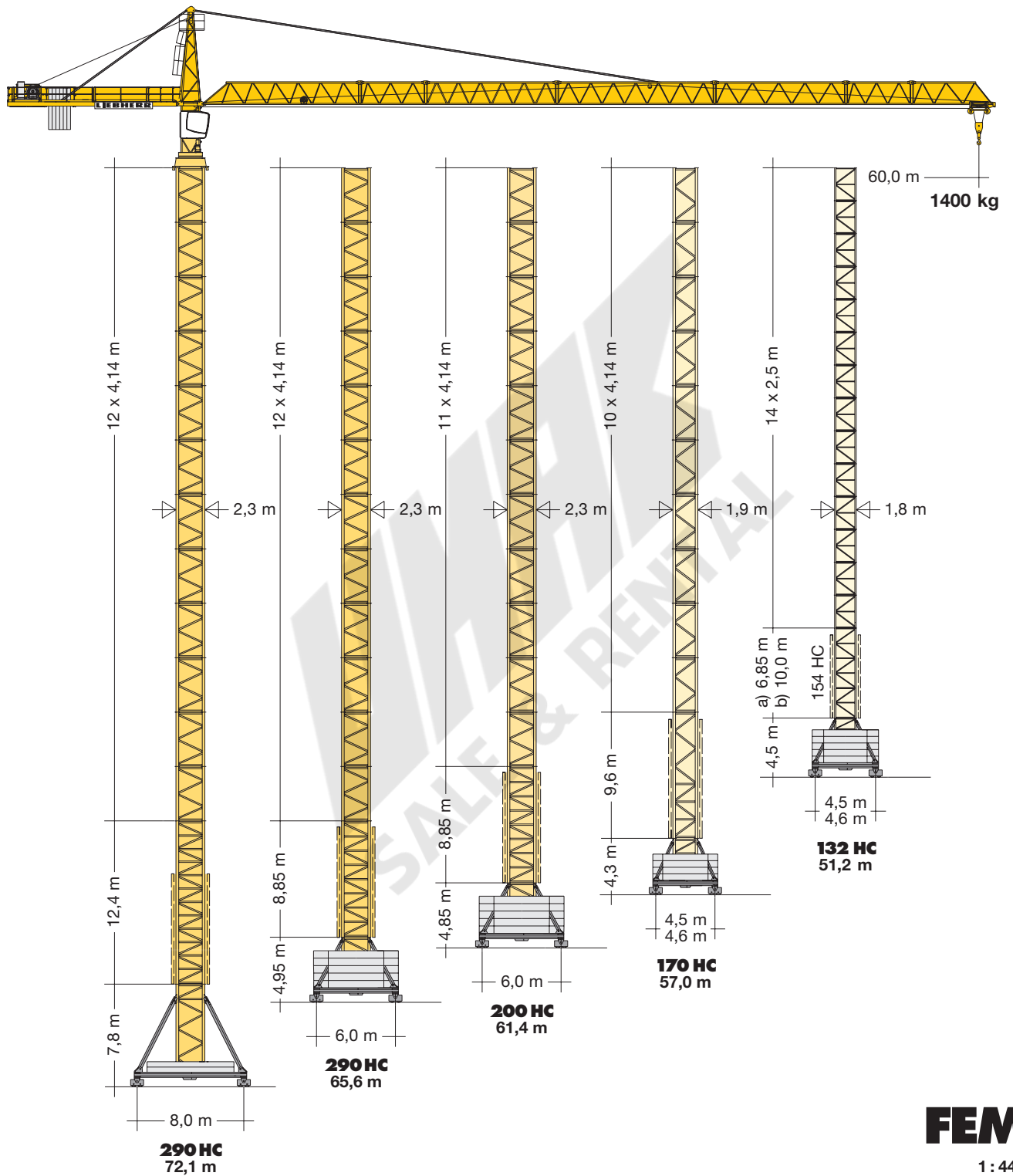
Tower Crane / Grue à tour / Gru a torre
Grúa torre / Guindaste de torre

154 EC-H 10 FR.tronic®

154 EC-H 6 FR.tronic®

154 EC-H 6 Litronic®

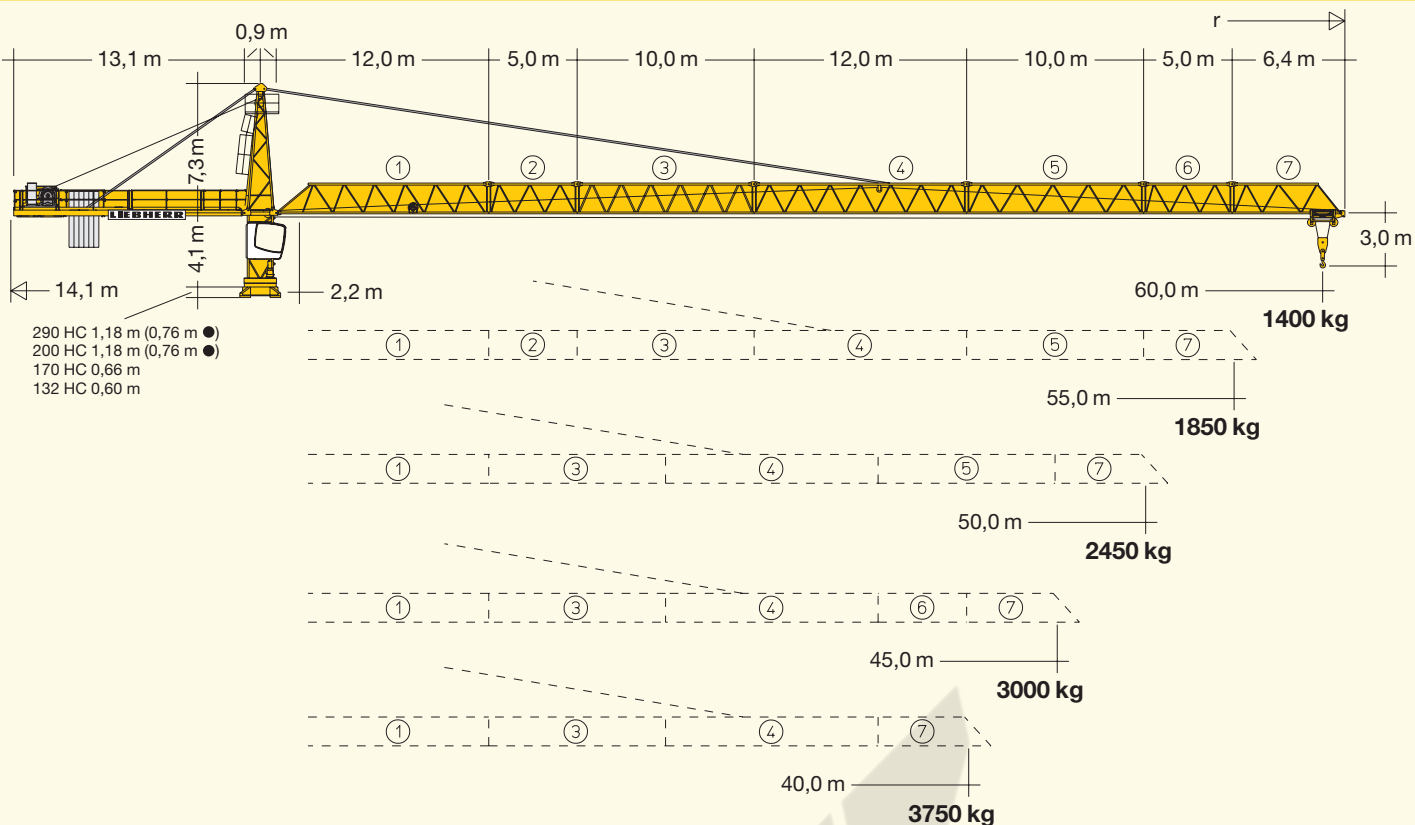
▶ 154 EC-H 10 FR.tronic®



FEM

1 : 440

LIEBHERR



- 290 HC 1,18 m (0,76 m ●)
- 200 HC 1,18 m (0,76 m ●)
- 170 HC 0,66 m
- 132 HC 0,60 m

● = siehe Betriebsanleitung. / see instruction manual. / voir manuel d'instruction.
vedasi le istruzioni sull'uso. / superiores según manual. / consultar manual de instruções.

Hubhöhe

Hoisting height / Hauteur sous crochet / Altezza di sollevamento / Altura bajo gancho / Altura de montagem

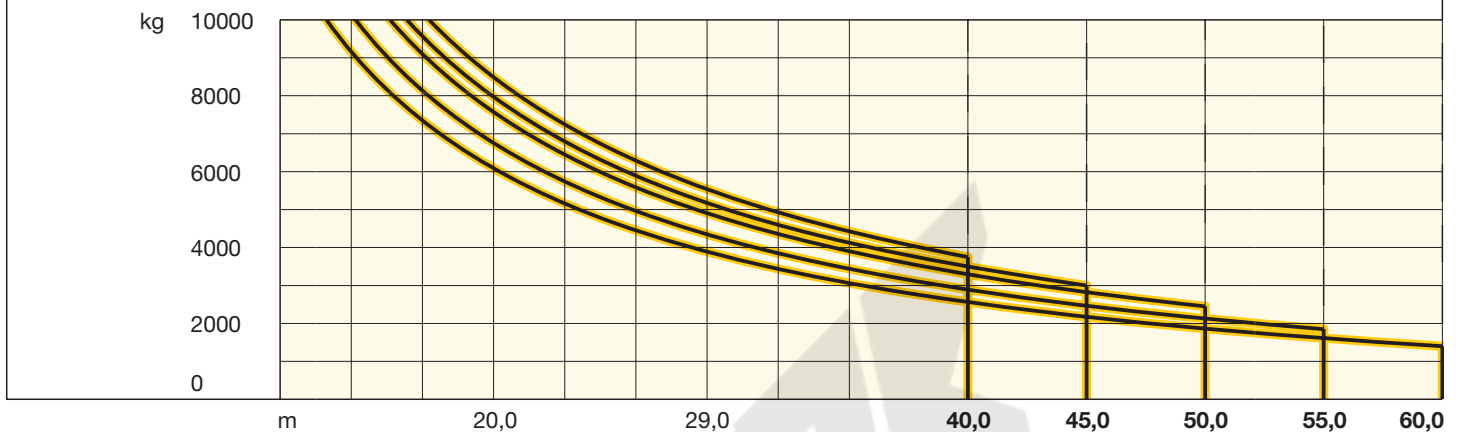
		132 HC										
15	-	-	-	-	-	-	46,3*	49,5*	-	-	-	-
14	48,0*	51,2*	47,5*	50,7*	-	-	43,8*	47,0*	-	-	-	-
13	45,5*	48,7*	45,0*	48,2*	42,6*	45,8*	41,3	44,5*	-	-	-	-
12	43,0	46,2*	42,5	45,7*	40,1	43,3*	38,8	42,0	-	-	-	-
11	40,5	43,7	40,0	43,2	37,6	40,8	36,3	39,5	37,7*	-	37,5*	-
10	38,0	41,2	37,5	40,7	35,1	38,3	33,8	37,0	35,2*	38,4*	35,0*	38,2*
9	35,5	38,7	35,0	38,2	32,6	35,8	31,3	34,5	32,7	35,9*	32,5	35,7*
8	33,0	36,2	32,5	35,7	30,1	33,3	28,8	32,0	30,2	33,4	30,0	33,2
7	30,5	33,7	30,0	33,2	27,6	30,8	26,3	29,5	27,7	30,9	27,5	30,7
6	28,0	31,2	27,5	30,7	25,1	28,3	23,8	27,0	25,2	28,4	25,0	28,2
5	25,5	28,7	25,0	28,2	22,6	25,8	21,3	24,5	22,7	25,9	22,5	25,7
4	23,0	26,2	22,5	25,7	20,1	23,3	18,8	22,0	20,2	23,4	20,0	23,2
3	20,5	23,7	20,0	23,2	17,6	20,8	16,3	19,5	17,7	20,9	17,5	20,7
2	18,0	21,2	17,5	20,7	15,1	18,3	13,8	17,0	15,2	18,4	15,0	18,2
1	15,5	18,7	15,0	18,2	12,6	15,8	11,3	14,5	12,7	15,9	12,5	15,7
0	a) 13,0	b) 16,2	a) 12,5	b) 15,7	a) 10,1	b) 13,3	a) 8,8	b) 12,0	a) 10,2	b) 13,4	a) 10,0	b) 13,2
	m		m		m		m		m		m	

* Weitere Hubhöhen, Auslegerlängen sowie Klettern im Gebäude auf Anfrage. / Further hoist heights and jib lengths as well as climbing inside the building on request. / Autres hauteurs sous crochet et longueurs de flèche ainsi que hissage dans le bâtiment sur demande. / Ulteriori altezze gancho, lunghezze braccio così come telescopaggio all'interno dell'edificio: su richiesta. / Para alturas bajo gancho superiores, otros alcances y trepado en el interior del edificio, consultar. / Outras alturas de elevação, comprimentos de lança e subida no edifício: sob consulta.

Ausladung und Tragfähigkeit

Radius and capacity / Portée et charge / Sbraccio e portata / Alcances y cargas / Alcance e capacidade de carga

		154 EC-H 10 FR.tronic®													
m	r	m/kg	m/kg												
			14,0	17,0	20,0	23,0	26,0	29,0	32,0	35,0	40,0	45,0	50,0	55,0	60,0
60,0	(r=61,4)	2,2-13,0 10000	9160	7350	6090	5160	4450	3890	3440	3060	2560	2170	1860	1610	1400
55,0	(r=56,4)	2,2-14,2 10000	10000	8140	6760	5740	4960	4350	3850	3440	2890	2470	2130	1850	
50,0	(r=51,4)	2,2-15,6 10000	10000	9100	7570	6450	5590	4910	4360	3900	3300	2830	2450		
45,0	(r=46,4)	2,2-16,3 10000	10000	9570	7970	6790	5890	5180	4600	4130	3490	3000			
40,0	(r=41,4)	2,2-17,3 10000	10000	10000	8490	7250	6290	5540	4930	4420	3750				

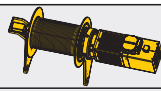
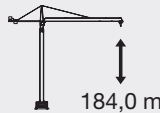



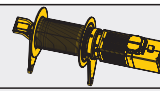
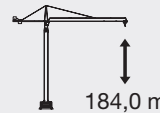

Hubhöhe

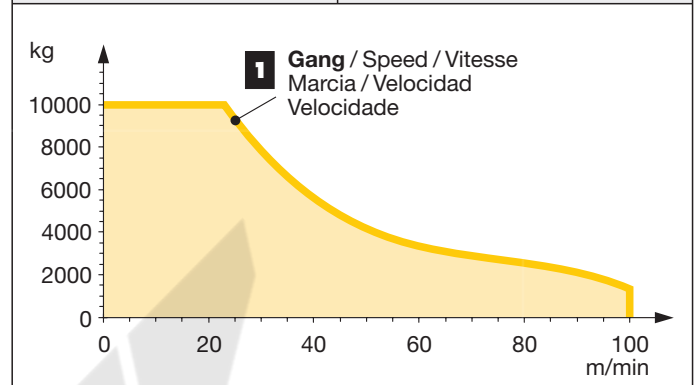
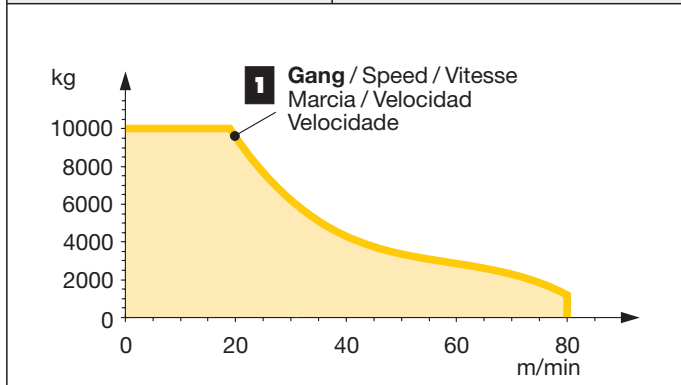
Hoisting height / Hauteur sous crochet / Altezza di sollevamento / Altura bajo gancho / Altura de montagem

	170 HC		200 HC			290 HC						
13	-	-	-	-	-	-	68,8*	-	-	-	-	-
12	-	-	-	-	-	61,0*	64,6	65,6*	-	-	-	72,1*
11	-	-	56,9*	61,4*	-	56,8	60,4	61,5	-	-	-	68,0
10	52,9*	57,0*	52,8*	57,3*	-	52,7	56,3	57,4	54,1*	57,7*	-	63,8
9	48,8*	52,9*	48,7	53,2	50,0*	48,5	52,2	53,3	50,0	53,6	-	59,7
8	44,7	48,7	44,5	49,1	45,9	44,4	48,0	49,2	45,9	49,4	-	55,6
7	40,5	44,6	40,4	45,0	41,7	40,3	43,9	45,0	41,7	45,3	-	51,4
6	36,4	40,4	36,2	40,8	37,6	36,1	39,7	40,9	37,6	41,1	-	47,3
5	32,3	36,3	32,1	36,7	33,4	32,0	35,6	36,7	33,4	37,0	-	43,1
4	28,1	32,2	28,0	32,6	29,3	27,9	31,4	32,6	29,3	32,9	-	39,0
3	24,0	28,0	23,8	28,4	25,2	23,7	27,3	28,5	25,2	28,7	-	34,8
2	19,8	23,9	19,7	24,3	21,0	19,6	23,2	24,3	21,0	24,6	-	30,7
1	15,7	19,7	15,6	20,1	16,9	15,5	19,0	20,2	16,9	20,4	-	26,6
0	11,6	15,6	11,4	16,0	12,7	11,3	14,9	16,1	12,7	16,3	-	22,4

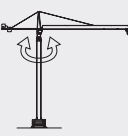
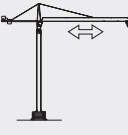
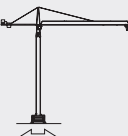

	m		m			m a) b)				



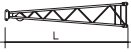






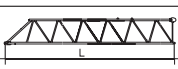

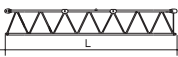

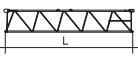















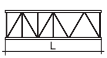

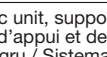

	↔ stufenlos / stepless / régl. continu regl. progressiva / sin escalones / sem degraus kg m/min
37 kW FU WIW 250 MZ 402 6 Lagen Layers Couches Strati Camadas Capas 	 10000 0 ↔ 19 1150 0 ↔ 80
max. 261,0 m**	

	↔ stufenlos / stepless / régl. continu regl. progressiva / sin escalones / sem degraus kg m/min
45 kW FU WIW 260 MZ 401 6 Lagen Layers Couches Strati Camadas Capas 	 10000 0 ↔ 23 1200 0 ↔ 100
max. 261,0 m**	





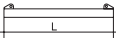



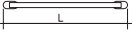

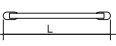





** Weitere Hublastdaten: siehe Betriebsanleitung. / Further hoist load data: see instruction manual. / Autres données de la charge de levage: voir manuel d'instruction. / Altri dati sui carichi sollevati: consultare il manuale d'istruzione. / Alturas bajo grancho superiores según manual. / Outras tabelas de carga: consultar manual de instruções.

	0 ↔ 0,8 sl./min tr./min	1 x 7,5 kW FU
	0 ↔ 100,0 m/min	5,5 kW FU
	25,0 m/min	2 x 4,0 kW (132 HC) 2 x 7,5 kW (290 HC) 2 x 5,5 kW (200 HC, 170 HC)
	kVA	37 kW FU 45 kW FU 47,0 54,0

Kranoberteil		Upper part of crane / Partie supérieure de grue / Parte superiore della gru			L (m)	B (m)	H (m)	kg*	
Pos. Item Ref	Anz. Qty. Cant.								
1	1	Kabine mit Drehbühne / Cabin with slewing platform Cabine avec ensemble mât-cabine / Cabina con piattaforma girevole / Plataforma de giro Cabina com plataforma giratória			132 HC	5,15	2,44	2,48	6900
					170 HC	5,20	2,45	2,65	7200
					200 HC	6,00	2,74	2,65	7500
					290 HC	6,00	2,74	2,65	7500
2	1	Turmspitze / Tower head section Porte-flèche / Testa porta-braccio Cabeza de torre / Cabeça de apoio de lança			7,30	1,48	1,70	1870	
3	1	Hubwerkseinheit / Hoist gear unit / Treuil de levage Gruppo meccanismo sollevamento / Mecanismo de elevación / Grupo de mecanismo elevatório			2,20	2,34	1,70	2700	
4	1	Gegenausleger / Counter-jib Contre-flèche / Controbraccio Contrapluma / Contra-lança			13,11	2,42	0,57	3000	
5	1	Gegenausleger mit Hubwerkseinheit Counter-jib with hoist gear unit / Contre-flèche avec treuil de levage / Controbraccio con gruppo meccanismo sollevamento / Contrapluma con mecanismo de elevación / Contra-lança com grupo de mecanismo elevatório			13,11	2,42	2,20	7200	
6	1	Ausleger-Anlenkstück / Jib heel section Pied de flèche / Settore articolato di braccio Pluma tramo primero / Base articulada de lança			12,24	1,58	1,79	① 2050	
7	1	Ausleger-Zwischenstück / Intermediate jib section Élément intermédiaire de flèche / Spezzone di braccio Tramo intermedio pluma / Peça suplementar da lança			12,30	1,25	1,70	④ 1640	
8	2	Ausleger-Zwischenstück / Intermediate jib section Élément intermédiaire de flèche / Spezzone di braccio Tramo intermedio pluma / Peça suplementar da lança			10,30	1,25	1,70	③ 1130 ⑤ 750	
9	2	Ausleger-Zwischenstück / Intermediate jib section Élément intermédiaire de flèche / Spezzone di braccio Tramo intermedio pluma / Peça suplementar da lança			5,25	1,25	1,68	⑥ 370 ② 630	
10	1	Ausleger-Kopfstück / Jib head section Pointe de flèche / Punta freccia Tramo punta de pluma / Cabeça de lança			6,51	1,43	1,88	⑦ 500	
11	1	Laufkatze und Lasthaken / Trolley and hook Chariot de distribution et crochet / Carrello con gancio Carrito y gancho / Carro de ponte e gancho			1,90	1,42	1,38	930	
12	1	Drehbühne und Turmspitze / Slewing platform and tower head section / Ensemble mât-cabine et porte-flèche Piattaforma girevole e cuspidi / Plataforma de giro y cabeza torre / Plataforma giratória e cabeça de torre			132 HC	12,20	2,45	2,62	8770
					170 HC	12,20	2,45	2,62	9070
					200 HC	12,70	2,74	2,65	9370
					290 HC	12,70	2,74	2,65	9370
13	1	Ausleger- und Gegenausleger-Abspannung / Jib and counter-jib suspension Haubanlage de flèche et de contre-flèche / Attrezzatura di ancoraggio di braccio e controbraccio Tirantes de sost en pluma y contrapluma / Grupo de ancoragem de lança e contra-lança			8,20	0,55	0,12	1170	
					5,87	0,20	0,16	380	
Turm		Tower / Mât / Torre							
14	14 10 11 12	Turmstück / Tower section Élément de mât / Elemento di torre Tramo torre / Torre			132 HC	2,50	1,80	1,80	1090
					170 HC	4,14	1,90	1,90	1850
					200 HC	4,14	2,30	2,30	2240
					290 HC	4,14	2,30	2,30	2300
15	7 3	Turmstück lang / Long tower section Élément de mât long / Elemento di torre, lungo Tramo de torre largo / Peça de torre, comprida			132 HC	5,00	1,80	1,80	1830
					132 HC	10,00	1,80	1,80	3430
					132 HC	12,50	1,80	1,80	4200
16	1	Grundturmstück / Base tower section Mât de base / Elemento di torre base Tramo base / Peça de base de torre			154 HC	6,85	1,80	1,80	2930
					170 HC	9,60	1,90	1,90	4480
					200 HC	8,85	2,30	2,30	4280
					290 HC	8,85 (12,42)	2,30 (2,30)	2,30 (2,30)	4830 (7940)
Klettereinrichtung		Climbing equipment / Equipement de télescopage / Attrezzatura per allungamento della gru							
17	1	Führungsstück kpl. / Guide section cpl. / Cage télescopique cpl. / Gabbia di sopraelevazione compl. Torre de montaje completa / Peça de guia compl.			132 HC	6,45	2,10	2,42	2660
					132 HC	9,60	2,10	2,42	4410
					170 HC	9,04	2,31	2,28	4750
					200 HC	8,39	2,68	2,58 (3,04)	5100
					290 HC	8,39	2,68	2,58 (3,04)	5100
18	1	Hydraulikanlage, Stütz- u. Klettertraverse / Hydraulic unit, supporting a climbing cross members / Système hydraulique avec traverses d'appui et de télescopage Sistema idraulico, traversa di appoggio e allungamento gru / Sistema hidráulico con traviesa de apoyo y trepado / Instalação hidráulica, travessa de apoio e subida			132 HC	2,87	2,12	1,06	1050
					170 HC	2,00	1,10	1,00	1100
					200 HC	2,30	1,25	1,00	1150
					290 HC	2,30	1,25	1,00	1150

Pos. Anz.
Item Qty.
Rep. Qte.
Voce Qta.
Pos. Cant.
Ref. Cant.

				L (m)	B (m)	H (m)	kg*	
Unterwagen Undercarriage / Châssis / Carro della gru Carro con mástil / Carro de guindaste								
19	2	Fahrschemel mit Antrieb / Rail bogie with drive Bogie moteur / Telaio con gruppo propulsore Caja rodillo motriz / Quadro sem grupo de propulsão			132 HC 1,38 170 HC 1,46 200 HC 1,46 290 HC 1,63 (1,46)	0,88 0,84 0,84 0,92 (0,84)	0,87 0,87 0,87 0,95 (0,87)	900 920 920 1690 (920)
20	2	Fahrschemel ohne Antrieb / Rail bogie without drive Bogie fou / Telaio senza gruppo propulsore / Caja rodillo conducido / Quadro com grupo de propulsão			132 HC 1,17 170 HC 1,15 200 HC 1,15 290 HC 1,37 (1,15)	0,60 0,60 0,60 0,62 (0,60)	0,87 0,87 0,87 0,95 (0,87)	860 880 880 1340 (880)
21	1	Tragholm lang / Long support arm Longeron long / Longherone lungo Braço soporte largo / Travessa comprida			132 HC 7,12 170 HC 7,15 200 HC 9,10 290 HC 9,10 (11,95)	0,78 0,80 0,82 0,80 (0,82)	0,65 0,70 0,74 0,80 (0,80)	950 1070 1350 1650 (2200)
22	2	Tragholm kurz / Short support arm Longeron court / Longherone corto Braço soporte corto / Travessa curta			132 HC 3,45 170 HC 3,45 200 HC 4,41 290 HC 4,45 (5,58)	0,56 0,60 0,62 0,77 (0,65)	0,55 0,70 0,71 0,77 (0,77)	408 500 615 800 (1035)
23	2 + 2	Randträger / Border support Traverse / Supporti base Traviesa / Apoio de bordo			132 HC 4,02 170 HC 4,08 - 4,30 200 HC 5,48 - 5,46 290 HC 5,46 - 5,40	0,35 0,16 - 0,33 0,11 - 0,17 0,11 - 0,18	0,12 0,11 - 0,14 0,16 - 0,38 0,16 - 0,38	95 80 - 200 118 - 454 175 - 525 (366 - 912)
24	4	Stützholm / Support strut Hauban de châssis / Correnti di appoggio Tirante vertical / Travessa de apoio			132 HC 3,78 170 HC 3,53 200 HC 4,23 290 HC 4,14 (6,55)	0,15 0,25 0,17 0,18 (0,22)	0,22 0,17 0,25 0,25 (0,25)	200 240 275 320 (600)
25	1	Unterwagen-Turmstück / Undercarriage tower section Mât de châssis / Elemento di torre del carro Tramo de carro / Peça de torre do chassis			132 HC 3,50 170 HC 3,30 200 HC 3,73 290 HC 3,73 (6,70)	2,06 2,15 2,52 2,62 (2,53)	2,06 2,15 2,52 2,62 (2,53)	1320 2000 1950 2550 (3800)
26	1	Stapel Aufstiege und Podeste / Bundle of ladders and platforms Faisceau d'échelles et de plates-formes / Serie di scale e rampe Paquete de escaleras y plataformas / Escadas e patamares			132 HC 3,50	1,20	1,00	1000
27	1	Kiste mit Kleinteilen / Crate with small parts Caisse contenant des accessoires / Cassa con accessori Caja con accesorios / Caixa de acessórios			2,00	1,00	1,00	2000

() **Angaben in Klammern gelten für 8 m-Unterwagen.** / The data in brackets are valid for an undercarriage of 8 m. / Les données techniques indiquées entre parenthèses sont valables pour un châssis de 8 m. / Caratteristiche in (..) valgono per carro di 8 m. / Los datos entre paréntesis son válidos para carro de 8 m. Características em (..) válidas pelo chassis de 8 m.

* **Einzelgewichte.** / Single weights. / Poids individuels. / Pesì di componenti. / Pesos unitarios. / Pesos de peças componentes.

Konstruktionsänderungen vorbehalten!
Subject to alterations! / Sous réserves de modifications!
Si fa riserva di modifiche! / ¡Sujeto a modificaciones!
Salvo modificação da construçao!

Sämtliche Angaben erfolgen ohne Gewähr. / This information is supplied without liability.
Ces renseignements sont sans garantie. / Le indicazioni contenute si intendono salvo errori ed omissioni.
Declinamos toda responsabilidad derivada de la información proporcionada. / Declinamos qualquer
responsabilidade quanto à informação fornecida.

121 P - 3782 FEM (Section 1) - Krangruppe A3 • 03.07 / 6

Printed in Germany.