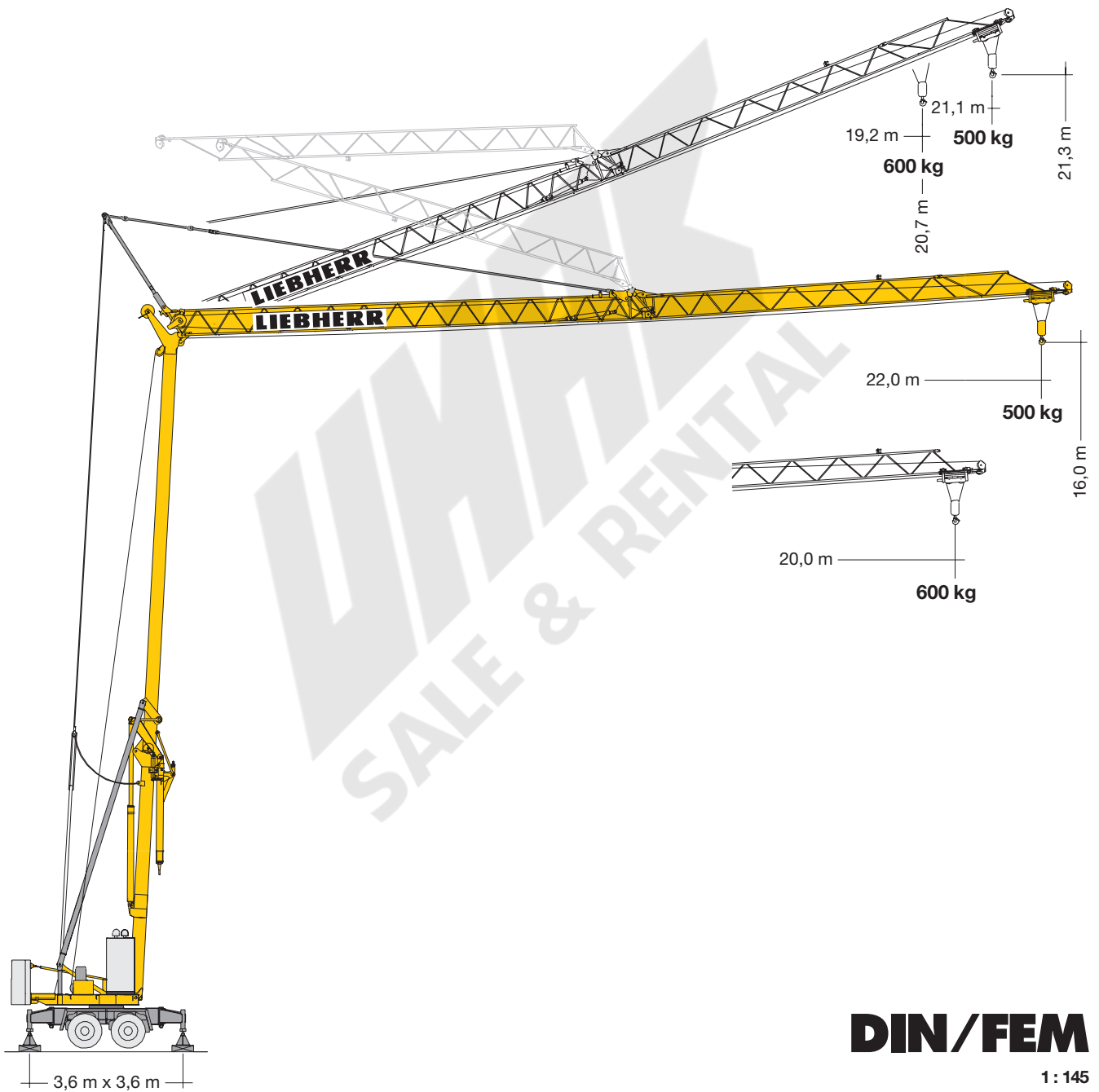


Turmdrehkran 13 HM

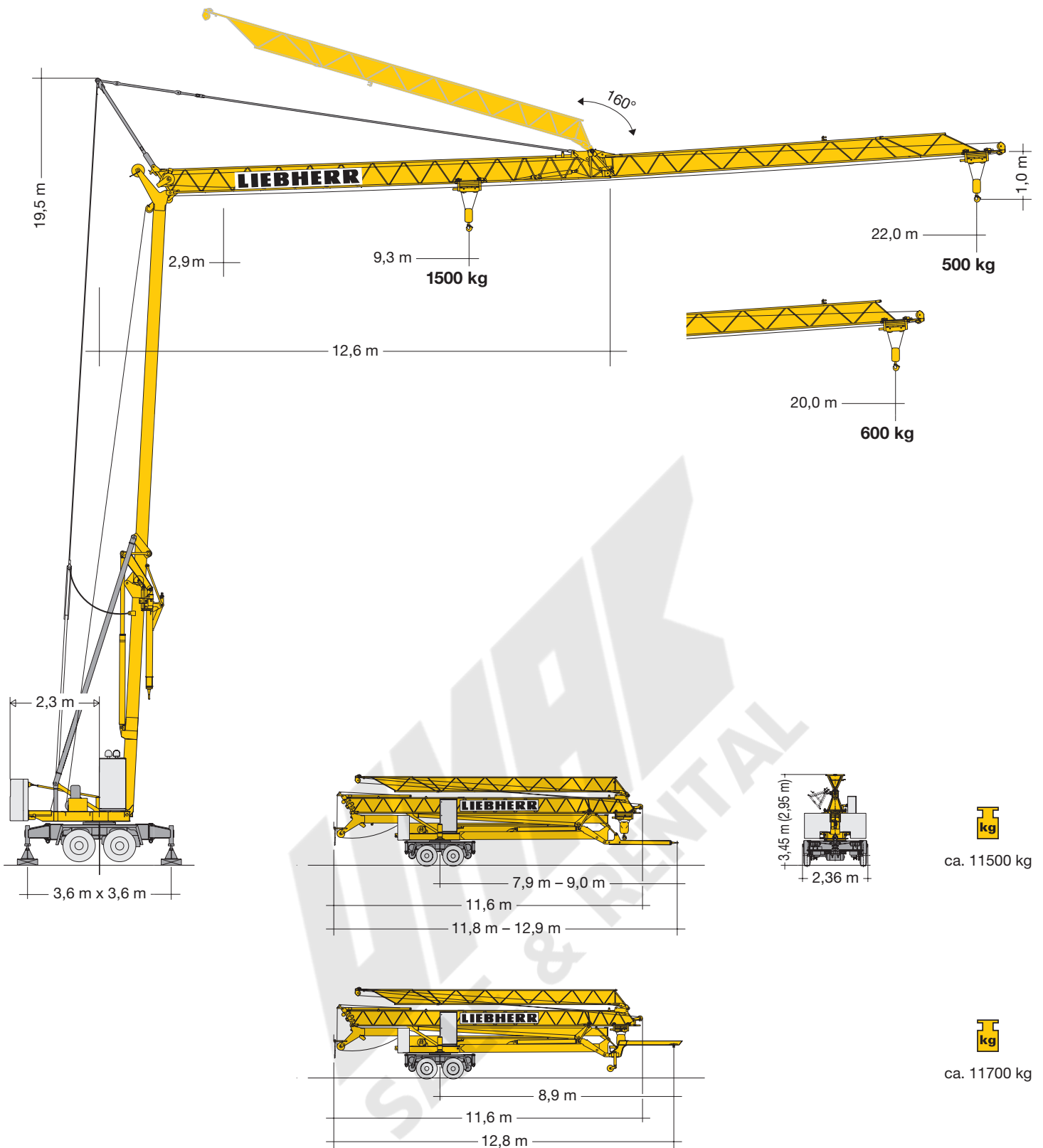
Tower Crane / Grue à tour / Gru a torre
Grúa torre / Guindaste de torre



DIN/FEM

1:145

LIEBHERR



Gewicht

Weight / Poids / Peso / Peso / Pesos

	1 x 4600 kg	r = 2,3 m		6600 kg
--	-------------	-----------	--	---------

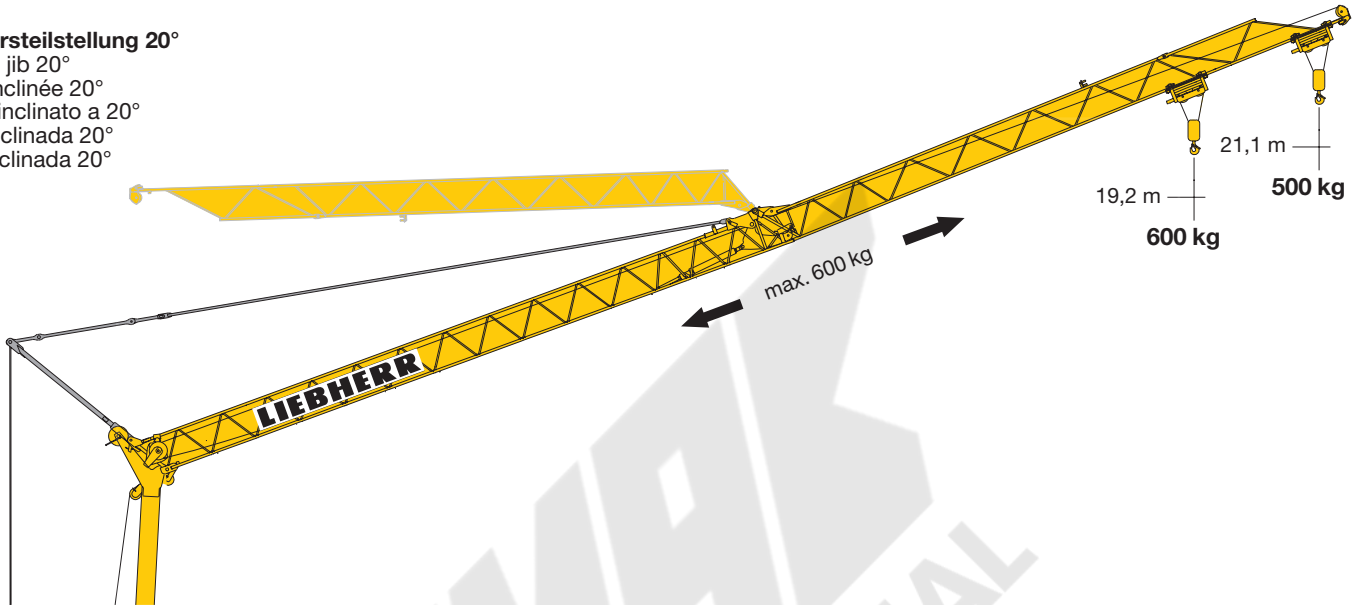
Ausladung und Tragfähigkeit

Radius and capacity / Portée et charge / Sbraccio e portata / Alcances y cargas / Alcance e capacidade de carga

m	m / kg	m/kg												
		10,0	11,0	12,0	13,0	14,0	15,0	16,0	17,0	18,0	19,0	20,0	21,0	22,0
22,0	2,9-9,3 1500	1360	1200	1080	970	890	810	750	690	650	600	570	530	500
20,0	2,9-9,7 1500	1440	1270	1140	1030	940	860	790	740	690	640	600		
11,6	2,9-10,7 1500	1500	1460	1370										

Auslegersteilstellung 20°

Elevated jib 20°
Flèche inclinée 20°
Braccio inclinato a 20°
Pluma inclinada 20°
Lança inclinada 20°



Antriebe

Driving units / Mécanismes d'entraînement / Azionamenti / Mecanismos / Mecanismos

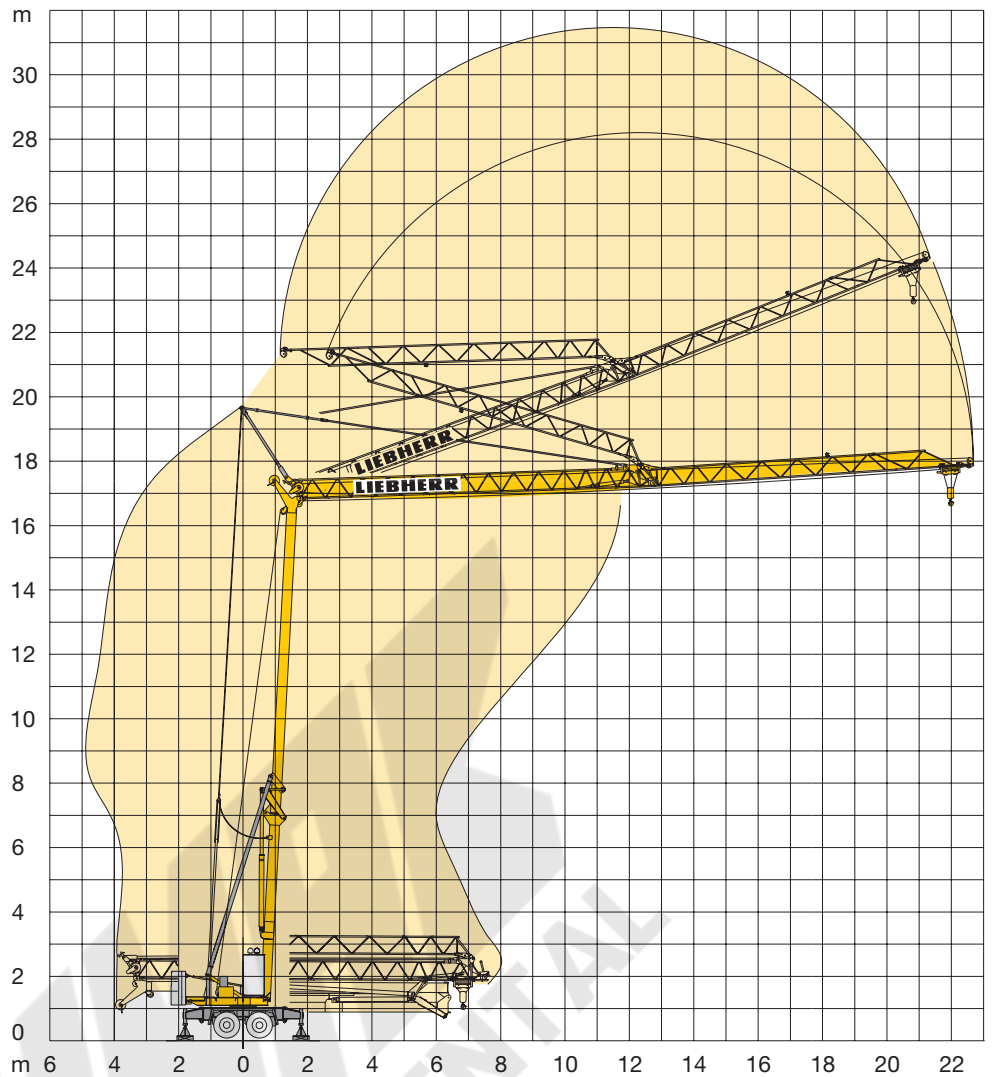
	230 V	400 V	
	U/min 0 ↔ 1,0 sl./min tr./min	U/min 0 ↔ 1,0 sl./min tr./min	1,1 kW FU
	6,0 ↔ 12,0 m/min	12,0 / 24,0 m/min	0,6 / 1,2 kW
	ca. 160°/min.	ca. 160°/min.	3,0 kW

	Stufe / Step / Cran Marcia / Velocidad Velocidade	kg	m/min
3,5 kW	230 V FU		
	1	1500	2,5
	2	1500	5,0
	3	750	10,0
	400 V KL		
	1	1500	4,0
	2	1500	12,5
	3	750	25,0
	400 V FU		
1	1500	2,5	
2	1500	12,5	
3	750	25,0	

BGL		C.0.05.0012
-----	--	-------------



	230 V	Hz	A
30,0 m	3 x 2,5 mm ²	50	16,0

	400 V	Hz	kVA
100,0 m	5 x 4 mm ² KL/FU	50	8,0



Kolli-Liste

Packing List / Liste de colisage / Lista dei colli / Lista de contenido / Lista de embalagem

Pos. Item Rep. Voce Pos. Ref.	Anz. Qty. Qte Qta. Cant. Cant.		L (m)	B (m)	H (m)	kg		
1	1	Ausleger-Verlängerung 20,0 m – 22,0 m Jib extension / Rallonge de la flèche Elemento estensione braccio Prolongación de pluma / Extensão da lança			3,00	0,71	0,60	35

Konstruktionsänderungen vorbehalten!

Subject to alterations! / Sous réserves de modifications!
 Si fa riserva di modifiche! / ¡Sujeto a modificaciones!
 Salvo modificação da construçao!

Sämtliche Angaben erfolgen ohne Gewähr. / This information is supplied without liability.

Ces renseignements sont sans garantie. / Le indicazioni contenute si intendono salvo errori ed omissioni.
 Declinamos toda responsabilidad derivada de la información proporcionada.
 Declinamos qualquer responsabilidade quanto à informação fornecida.

120 P – 5045 H1 B3 DIN 15018 • BGL C.0.05.0012 / FEM (Section 1) Krangruppe A3 und OENORM T3 • 09.05 / 6

Printed in Germany.