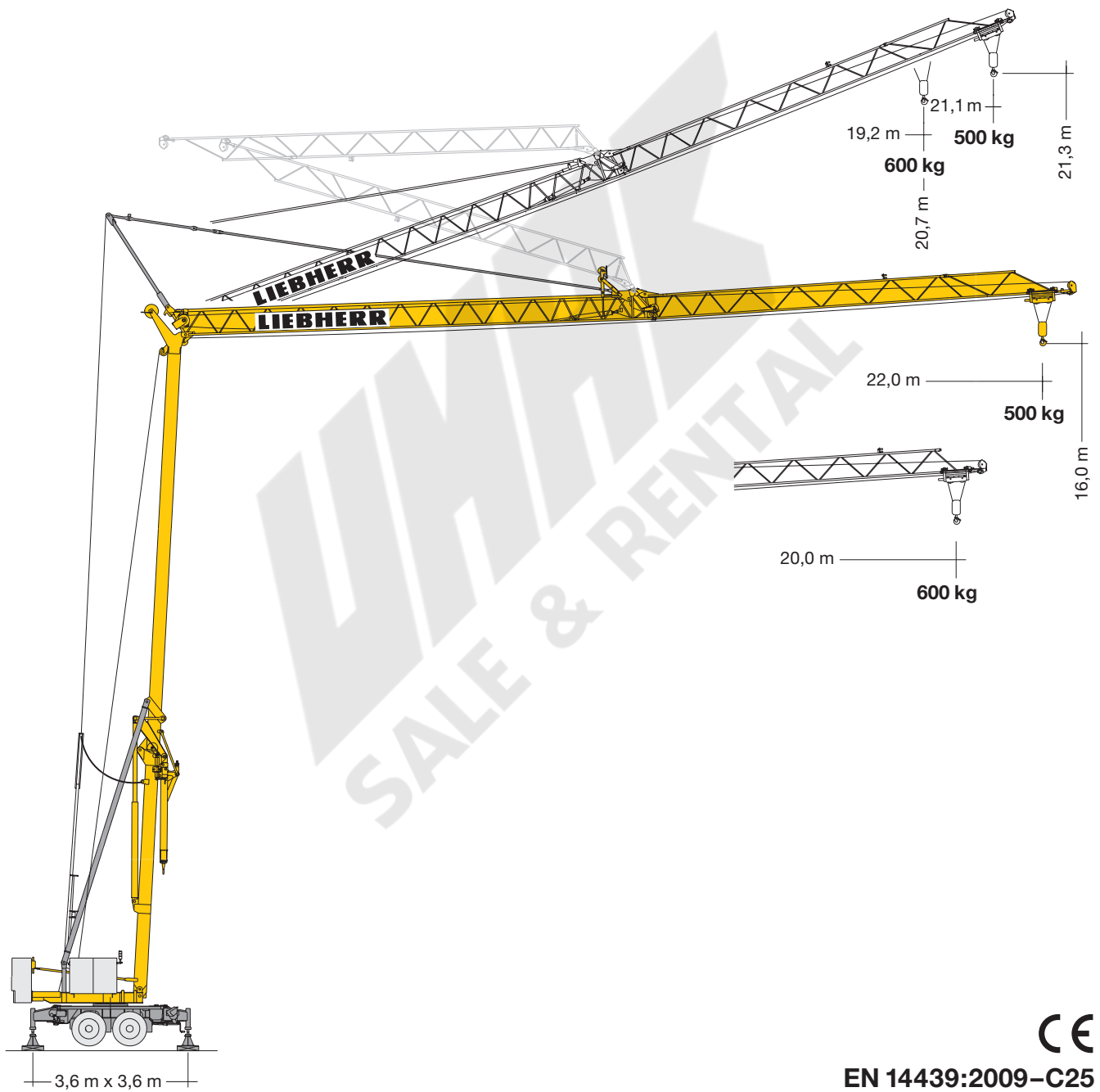
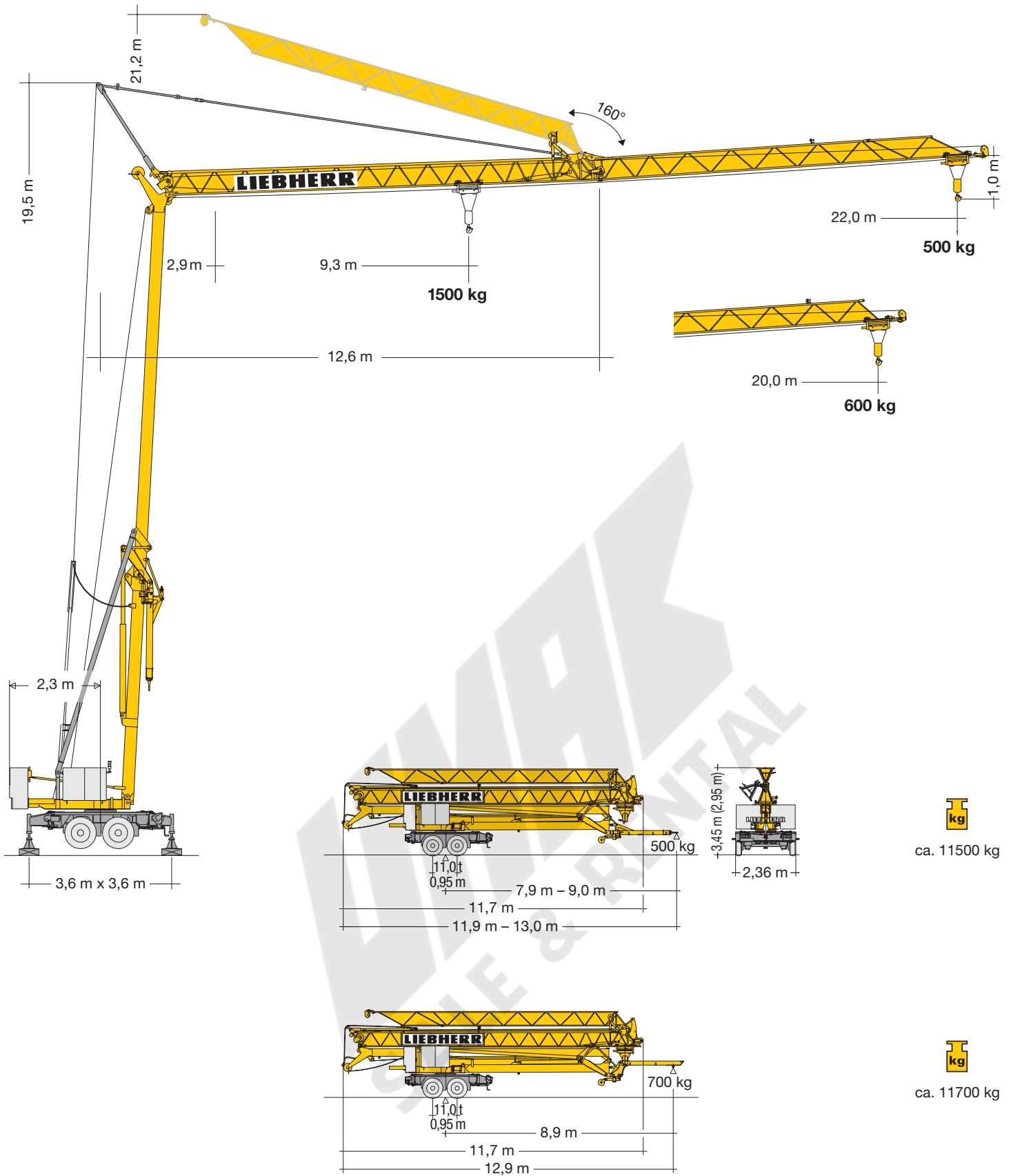


# Turmdrehkran 13 HM.1

Tower Crane / Grue à tour / Gru a torre / Grúa torre  
Guindaste de torre / Башенный поворотный кран



# LIEBHERR







## Gewicht

Weight / Poids / Peso / Peso / Pesos / Macca

	1 x 4600 kg	r = 2,3 m		6900 kg
--	-------------	-----------	--	---------

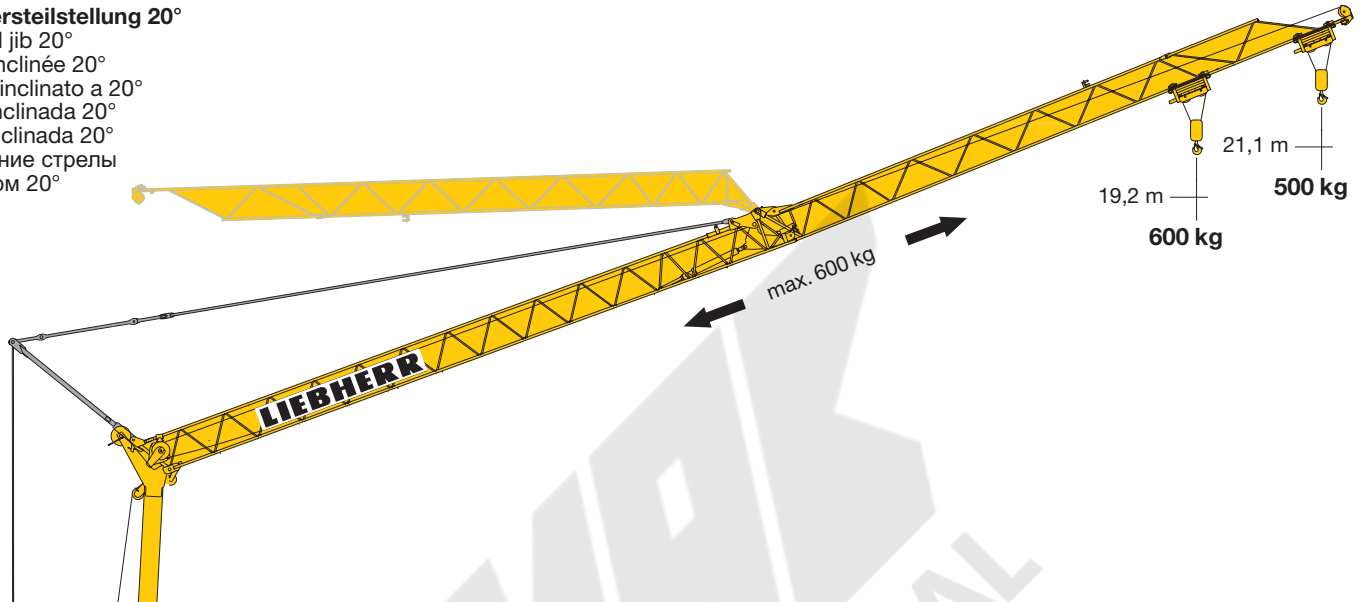
# Ausladung und Tragfähigkeit

Radius and capacity / Portée et charge / Sbraccio e portata  
Alcances y cargas / Alcance e capacidade de carga / Вылет и грузоподъемность

m	m / kg		m/kg												
			10,0	11,0	12,0	13,0	14,0	15,0	16,0	17,0	18,0	19,0	20,0	21,0	22,0
22,0	2,9–9,3 1500		1360	1200	1080	970	890	810	750	690	650	600	570	530	500
20,0	2,9–9,7 1500		1440	1270	1140	1030	940	860	790	740	690	640	600		
11,6	2,9–10,4 1500		1500	1390	1300										




## Auslegersteilstellung 20°

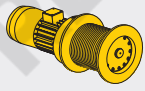

Elevated jib 20°  
Flèche inclinée 20°  
Braccio inclinato a 20°  
Pluma inclinada 20°  
Lança inclinada 20°  
Положение стрелы под углом 20°





# Antriebe


Driving units / Mécanismes d'entraînement / Meccanismi / Mecanismos / Mecanismos / Приводы

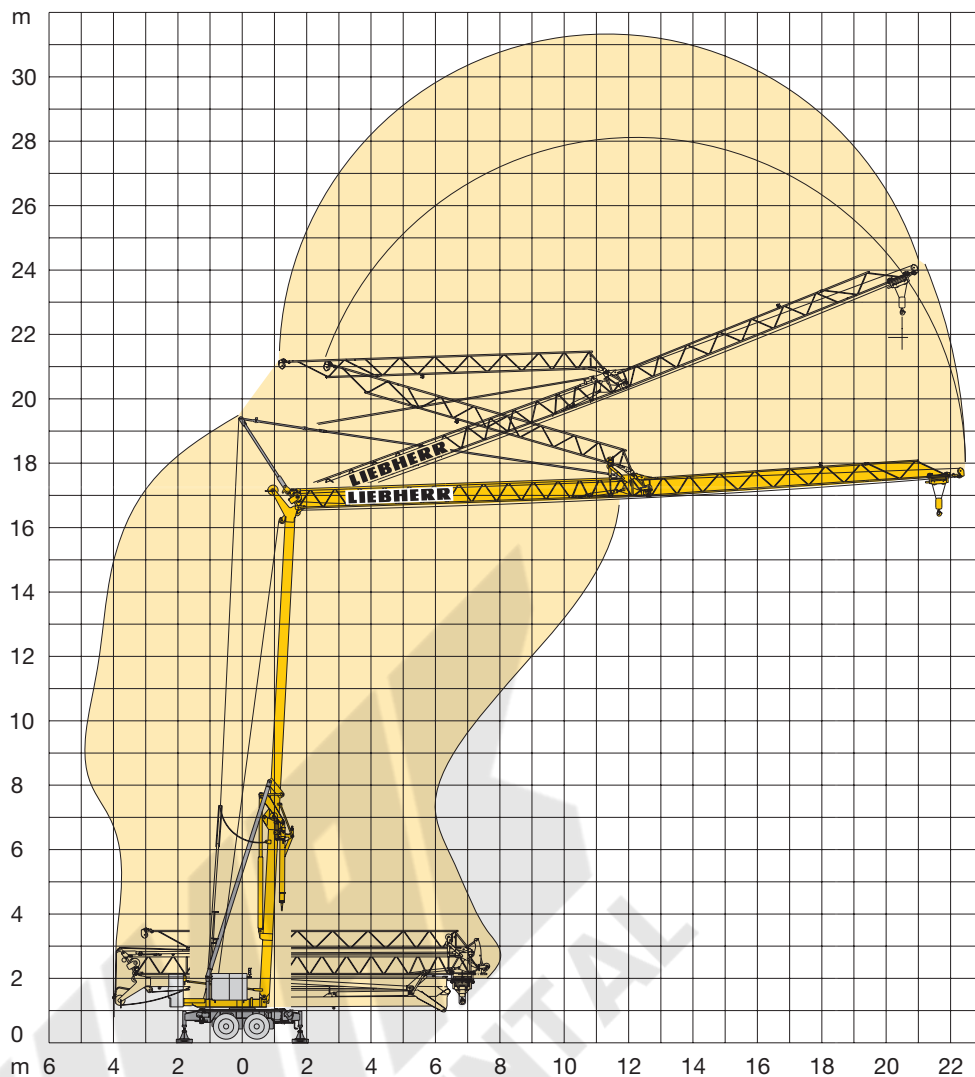
	230 V	400 V	
	U/min 0 ↔ 0,5 sl./min tr./min	U/min 0 ↔ 1,0 sl./min tr./min	1,1 kW FU
	6,0 ↔ 12,0 m/min	12,0 / 24,0 m/min	0,9 / 1,2 kW
	ca. 160°/min.	ca. 160°/min.	3,0 kW

	Stufe / Step / Cran / Marcia Velocidad / Velocidade Передача kg m/min		
		kg	m/min
	3,5 kW		
	<b>230 V FU</b>		
	1	1500	2,5
	2	1500	5,0
	3	750	10,0
	<b>400 V KL</b>		
	1	1500	4,0
	2	1500	12,5
	3	750	25,0
<b>400 V FU</b>			
1	1500	2,5	
2	1500	12,5	
3	750	25,0	

BGL		C.0.05.0012
-----	---	-------------

	230 V	Hz	A
30,0 m	3 x 2,5 mm <sup>2</sup>	50	16,0

	400 V	Hz	kVA
100,0 m	5 x 4 mm <sup>2</sup> KL/FU	50	8,0



## Kolli-Liste

Packing List / Liste de colisage / Lista dei colli  
 Lista de contenido / Lista de embalagem / Упаковочный лист

Pos. Item Rep.	Anz. Qty. Qte.		L (m)	B (m)	H (m)	kg
1	1	<b>Ausleger-Verlängerung 20,0 m – 22,0 m</b> Jib extension / Rallonge de la flèche / Elemento estensione braccio / Prolongación de pluma Extensão da lança / Удлинение стрелы	3,00	0,71	0,60	35



**Konstruktionsänderungen vorbehalten!** / Subject to alterations! / Sous réserves de modifications! / Riservato il diritto di modifiche strutturali!  
 ¡Sujeto a modificaciones! / Salvo modificação da construção! / Права на внесение конструкторских изменений сохраняются!

**Sämtliche Angaben erfolgen ohne Gewähr.** / This information is supplied without liability. / Ces renseignements sont sans garantie. / Tutte le indicazioni fornite senza garanzia. / Declinamos toda responsabilidad derivada de la información proporcionada. / Declinamos qualquer responsabilidade quanto à informação fornecida. / Все данные указаны без обязательств.

120 P – 6100 • EN 14439:2009 – DIN 15018-H1/B3 • BGL C.0.05.0012 • 04.11 / 7

Printed in Germany.