HYDRAULIC CRAWLER CRANE

KOBELCO

CKE4000

Max. Lifting Capacity: 350 t
Max. Boom Length : 78.0 m
Max. Luffing Jib Combination : 72.0 + 54.0 m

PRELIMINARY

S P E C I F I C A T I O N S

Main Boom	
Max. Lifting Capacity	350 t /6.0 m
Luffing Jib	
Max. Lifting Capacity	113.5 t/16.0 m
Max. Combination	66.0 m + 66.0 m/72.0 m + 54.0 m
Luffing Angle	66˚ ~ 86˚
Main & Aux. Winch	
Max. Line Speed	130 m/min (5th layer)
Rated Line Pull	132 kN (13.5 tf)
Max. Line Pull	250 kN (25.5 tf)
Wire Rope	28 mm
Wire Rope Length	790 m
Brake Type	Wet-type multiple disc brake
Free-Fall	Option
Working Speed	
Swing Speed	1.3 min^{-1} (rpm)
Travel Speed	1.0/0.4 km/h

Power Plant	
Model	HINO K13C-UV
Engine Output	294 kW/2,000 min^{-1} (rpm)
Fuel Tank Capacity	600 liters
Hydraulic System	
Main Pumps	6 variable displacement
Max. Pressure	31.9 MPa (325 kgf/cm^2)
Hydraulic Tank Capacity	870 liters
Self-Erection Device	Standard
Weight	
Operating Weight	Approx. 345 t
Counterweight	120 t (Upper), 41 t (Lower)
Transport Weight	60.0 t (Main machine) *1
Ground Pressure	150 kPa (1.52 kgf/cm^2)

*1 with self-removal device
with upper and lower removal device

GENERAL DIMENSIONS

Unit: mm

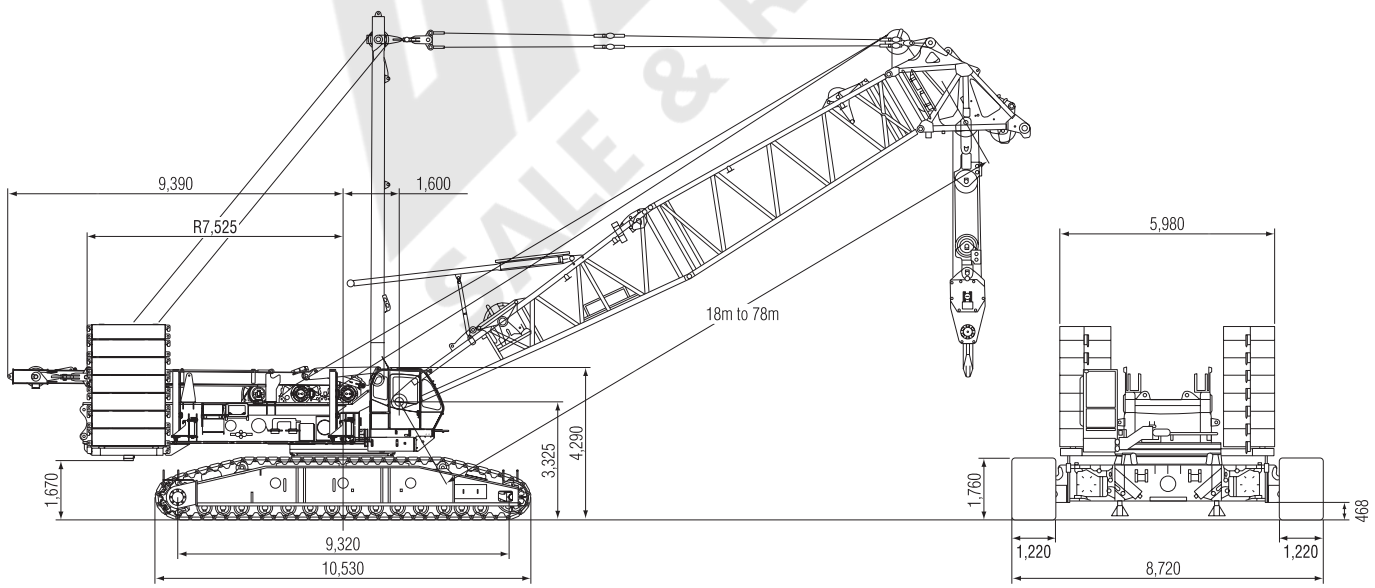

SALE & RENTAL

KOBELCO CRANES CO., LTD.

MAIN BOOM LIFTING CAPACITY

PRELIMINARY

Rated loads in metric tons for 360° working area (Counterweight: 120.0 t, Carbody weight: 41.0 t)

Crawlers fully extended

Boom length	18.0 m	24.0 m	30.0 m	36.0 m	42.0 m	48.0 m	54.0 m	60.0 m	66.0 m	72.0 m	78.0 m	Boom length
5.0 m	5.0/350.0											**5.0 m**
6.0 m	350.0	350.0										**6.0 m**
7.0 m	320.7	318.5	316.6	313.6	7.4/273.2							**7.0 m**
8.0 m	269.4	267.6	265.8	263.8	248.8	8.0/233.3	8.6/202.7					**8.0 m**
9.0 m	231.8	230.4	228.8	226.9	216.8	204.9	193.9	9.3/178.1	9.9/158.4			**9.0 m**
10.0 m	203.0	202.0	200.5	198.7	191.8	182.0	173.0	164.3	156.6	10.5/141.7	11.1/127.4	**10.0 m**
12.0 m	160.8	160.8	160.1	158.5	155.1	148.1	141.5	135.0	129.4	123.7	118.1	**12.0 m**
14.0 m	127.2	127.0	126.4	125.5	124.6	124.0	119.0	113.8	109.4	104.8	100.2	**14.0 m**
16.0 m	104.8	104.4	103.5	102.7	101.6	101.1	100.7	97.7	94.1	90.2	86.4	**16.0 m**
18.0 m	17.9/89.7	88.2	87.2	86.3	85.2	84.6	84.2	83.2	82.0	78.7	75.3	**18.0 m**
20.0 m		76.0	75.0	74.0	72.8	72.3	71.7	70.8	70.4	69.3	66.3	**20.0 m**
22.0 m		66.6	65.5	64.5	63.3	62.7	62.1	61.1	60.7	60.5	58.8	**22.0 m**
24.0 m		23.1/62.3	57.9	56.8	55.6	55.0	54.4	53.3	52.9	52.7	51.8	**24.0 m**
26.0 m			51.8	50.6	49.4	48.7	48.0	47.0	46.6	46.4	45.4	**26.0 m**
28.0 m			47.4	45.5	44.2	43.5	42.8	41.7	41.3	41.1	40.0	**28.0 m**
30.0 m			28.3/46.7	41.2	39.9	39.1	38.4	37.3	36.8	36.6	35.5	**30.0 m**
34.0 m				33.5/35.3	33.0	32.1	31.3	30.2	29.7	29.4	28.3	**34.0 m**
38.0 m					28.0	26.9	26.0	24.9	24.3	23.9	22.9	**38.0 m**
42.0 m					38.7/27.3	22.9	21.9	20.7	20.0	19.6	18.3	**42.0 m**
46.0 m						43.9/21.4	18.7	17.4	16.4	15.9	14.5	**46.0 m**
50.0 m							49.1/16.7	14.5	13.5	12.8	11.5	**50.0 m**
54.0 m								12.5	11.1	10.3	8.9	**54.0 m**
58.0 m								54.3/12.3	9.1	8.2	6.8	**58.0 m**
62.0 m									59.5/8.5	6.5	5.0	**62.0 m**
66.0 m										64.7/5.6	3.6	**66.0 m**
70.0 m											69.8/2.4	**70.0 m**

Load radius

*** Designed and rated to comply with DIN 15018-3 and prEN13000.**

LUFFING JIB LIFTING CAPACITY

PRELIMINARY

(Counterweight: 120.0 t + 35.0 t, Carbodyweight: 41.0 t)

(UNIT: METRIC TONS)

Boom length	30.0 m												36.0 m											
Jib length	24.0 m		36.0 m		42.0 m		48.0 m		60.0 m		66.0 m		30.0 m		36.0 m		42.0 m		48.0 m		60.0 m		66.0 m	
Boom Angle	86°	66°	86°	66°	86°	66°	86°	66°	86°	66°	86°	66°	86°	66°	86°	66°	86°	66°	86°	66°	86°	66°	86°	66°
14.0 m	113.5																							
16.0 m	113.5												113.5											
18.0 m	104.6		102.8										102.2		99.4									
20.0 m	91.9		90.2		89.5								89.7		88.7		88.0							
22.0 m	81.8		80.2		79.8		78.7						79.8		78.8		78.4		77.3					
24.0 m	73.6		72.0		71.6		71.1						71.7		70.8		70.3		69.8					
26.0 m	66.8		65.3		64.8		64.3		61.4				65.0		64.1		63.6		63.1		60.9			
28.0 m	61.0		59.6		59.1		58.5		57.8		53.0		59.4		58.5		58.0		57.4		56.7		53.3	
30.0 m			54.7		54.2		53.6		52.8		50.5		54.5		53.6		53.1		52.6		51.8		50.8	
34.0 m		41.3	46.8		46.3		45.7		44.8		43.9		46.7		45.9		45.4		44.8		43.9		43.0	
38.0 m		36.0	40.8		40.2		39.6		38.6		37.8			32.4	39.9		39.4		38.8		37.8		36.9	
42.0 m				29.7	35.4		34.8		33.7		32.9			28.5		27.3	34.6		34.0		33.0		32.1	
46.0 m				26.4	31.6	25.6	30.8	24.7	29.7		28.9			25.4		24.2	30.8	23.4	30.1		29.0		28.2	
50.0 m				23.7		22.9	27.6	22.0	26.4		25.6					21.6		20.8	26.9	19.9	25.8		24.9	
54.0 m						20.6		19.7	23.7	18.2	22.8							18.6		17.7	23.0		22.2	
58.0 m								17.7	21.3	16.2	20.5	15.3						16.8		15.9	20.7	14.4	19.9	
62.0 m								16.1	19.3	14.5	18.5	13.6								14.3	18.8	12.8	17.9	11.8
66.0 m										13.1	16.2	12.1										11.4	16.2	10.4
70.0 m										11.8		10.8										10.2	14.8	9.2
74.0 m										10.7		9.7										9.2		8.2
78.0 m												8.8												7.3
82.0 m																								6.6

*** Designed and rated to comply with DIN 15018-3 and prEN13000.**

LUFFING JIB LIFTING CAPACITY

(Counterweight: 120.0 t + 35.0 t, Carbodyweight: 41.0 t)

PRELIMINARY

(UNIT: METRIC TONS)

Boom length	42.0 m												48.0 m											
Jib length	30.0 m		36.0 m		42.0 m		48.0 m		60.0 m		66.0 m		30.0 m		36.0 m		42.0 m		48.0 m		60.0 m		66.0 m	
Boom Angle	86°	66°	86°	66°	86°	66°	86°	66°	86°	66°	86°	66°	86°	66°	86°	66°	86°	66°	86°	66°	86°	66°	86°	76°
18.0 m	99.4												99.4											
20.0 m	88.3		87.8		85.2								87.4		85.2									
22.0 m	78.5		78.0		77.6		75.9						77.7		77.3		75.7							
24.0 m	70.5		70.0		69.6		68.6						69.8		69.3		68.4		68.0					
26.0 m	63.9		63.3		62.9		61.9		59.7				63.2		62.7		61.9		61.4		58.5			
28.0 m	58.3		57.7		57.3		56.3		55.6		53.0		57.7		57.2		56.3		55.9		54.6		51.9	
30.0 m	53.5		53.0		52.6		51.6		50.8		49.9		52.9		52.5		51.6		51.1		49.9		49.0	
34.0 m	45.8		45.3		44.8		43.9		43.0		42.1		45.3		44.8		44.0		43.5		42.2		41.3	
38.0 m			39.3		38.9		37.9		37.0		36.1				38.9		38.1		37.6		36.3		35.4	
42.0 m		26.0			34.1		33.2		32.2		31.4				34.2		33.4		32.9		31.5		30.7	
46.0 m		23.0		22.1	30.3		29.4		28.4		27.5			21.0		20.1	29.7		29.1		27.7		26.9	
50.0 m		20.6		19.6		18.8	26.3		25.1		24.3			18.7		17.8		16.7	25.9		24.6		23.7	18.1
54.0 m				17.6		16.8		15.6	22.5		21.6					15.9		14.8		13.9	21.9		21.0	15.9
58.0 m						15.1		13.9	20.2	12.4	19.3					14.3		13.2		12.3	19.6		18.8	14.0
62.0 m						13.7		12.5	18.2	10.9	17.4	9.9						11.9		11.0	17.7	9.1	16.9	12.3
66.0 m								11.3		9.7	15.7	8.7								9.8		8.0	15.2	10.9
70.0 m										8.6	14.3	7.6								8.9		7.0	13.8	9.7
74.0 m										7.6		6.6										6.1		8.6
78.0 m										6.8		5.8										5.3		7.7
82.0 m																								

*** Designed and rated to comply with DIN 15018-3 and prEN13000.**

Boom length	54.0 m												60.0 m											
Jib length	30.0 m		36.0 m		42.0 m		48.0 m		60.0 m		66.0 m		36.0 m		42.0 m		48.0 m		54.0 m		60.0 m		66.0 m	
Boom Angle	86°	66°	86°	66°	86°	66°	86°	76°	86°	76°	86°	76°	86°	66°	86°	66°	86°	76°	86°	76°	86°	76°	86°	76°
18.0 m	85.2																							
20.0 m	85.2		85.0										71.0											
22.0 m	76.5		76.1		71.0								71.0		71.0									
24.0 m	68.7		68.2		67.9		64.7						67.0		66.8		64.4							
26.0 m	62.2		61.7		61.4		59.5		56.8				60.6		60.3		59.3		56.8					
28.0 m	56.7		56.2		55.9		54.0		53.7		50.8		55.2		54.9		53.9		53.6		50.7		50.0	
30.0 m	52.0		51.5		51.2		49.3		49.0		48.1		50.6		50.3		49.3		49.0		48.0		47.9	
34.0 m	44.4		44.0		43.6		41.8		41.4		40.5		43.1		42.8		41.8		41.5		40.5		40.3	
38.0 m			38.2		37.8		36.0		35.5		34.6		37.4		37.0		36.1		35.7		34.7		34.5	
42.0 m			33.5		33.1		31.3	25.0	30.9		30.0		32.8		32.4		31.5	23.1	31.1		30.2		29.9	
46.0 m		18.7			29.4		27.6	20.8	27.1	20.2	26.2				28.7		27.8	20.2	27.4	19.6	26.4		26.1	
50.0 m		16.5		15.6			24.5	18.3	24.0	17.6	23.1	16.6					24.7	17.7	24.3	17.1	23.4	16.0	23.0	15.5
54.0 m		14.8		13.8		13.1	22.8	16.1	21.3	15.5	20.5	14.5		11.6			22.2	15.7	21.7	15.1	20.8	14.0	20.4	13.5
58.0 m				12.4		11.6		14.3	19.1	13.6	18.3	12.7		10.2		9.5		13.9	19.5	13.4	18.6	12.3	18.2	11.8
62.0 m						10.3		12.8	17.2	12.1	16.4	11.1		9.1		8.3		12.5		11.9	16.7	10.8	16.3	10.3
66.0 m						9.3				10.7	14.7	9.8				7.4				10.6	15.1	9.5	14.6	9.0
70.0 m										9.6	13.3	8.6								9.5		8.4	8.2	7.9
74.0 m										8.6		7.6										7.5		6.9
78.0 m												6.7												6.0
82.0 m																								5.3

*** Designed and rated to comply with DIN 15018-3 and prEN13000.**

Boom length	66.0 m												72.0 m							
Jib length	36.0 m		42.0 m		48.0 m		54.0 m		60.0 m		66.0 m		36.0 m		42.0 m		48.0 m		54.0 m	
Boom Angle	86°	66°	86°	76°	86°	76°	86°	76°	86°	76°	86°	76°	86°	76°	86°	76°	86°	76°	86°	76°
18.0 m																				
20.0 m	71.0																			
22.0 m	71.0		70.8										58.3		57.5					
24.0 m	65.5		65.1		56.8								53.3		52.8		51.9			
26.0 m	59.5		59.2		56.8		56.1						49.0		48.6		48.0		47.0	
28.0 m	54.2		53.9		52.9		52.6		49.9				45.3		44.9		44.3		43.8	
30.0 m	49.6		49.3		48.3		48.0		47.8		42.6		41.9		41.7		41.1		40.6	
34.0 m	42.3		41.9		41.0		40.7		40.4		39.5		36.3		36.2		35.6		35.2	
38.0 m	36.6		36.2		35.3		34.9		34.6		33.7		31.8		31.7		31.2		30.9	
42.0 m	32.1		31.7	22.4	30.8		30.4		30.0		29.2		27.9	21.6	28.0	21.0	27.6		27.3	
46.0 m			28.0	19.6	27.1	18.4	26.7	17.8	26.3		25.5			18.9	24.9	18.3	24.5	17.1	24.3	
50.0 m				17.3	24.1	16.1	23.7	15.5	23.3	14.9	22.4			16.6		16.1	21.9	14.9	21.7	14.4
54.0 m		9.2		15.3	21.6	14.2	21.1	13.6	20.7	13.0	19.8	12.0		14.8		14.2	19.5	13.1	19.5	12.5
58.0 m		8.0		13.7		12.5	19.0	12.0	18.5	11.3	17.7	10.3				12.6		11.5	17.5	11.0
62.0 m		7.0				11.2		10.6	16.6	9.9	15.8	8.9				11.3		10.2		9.6
66.0 m		6.2				10.0		9.3	15.0	8.7	14.2	7.7						9.1		8.5
70.0 m								8.3		7.6	11.1	6.7								7.5
74.0 m										6.7		5.7								
78.0 m										5.9		4.9								

*** Designed and rated to comply with DIN 15018-3 and prEN13000.**

Note:
1. Rating according to DIN 15018-3 and prEN 13000.
2. Instruction in the operator's manual must be strictly observed when operating the machine.

BOOM & JIB ARRANGEMENT

CRANE BOOM ARRANGEMENT

Boom length	Boom arrangement
18 m	Base-B-Cap
24 m	Base-A-B-Cap
30 m	Base-A-A-B-Cap, Base-C-B-Cap
36 m	Base-A-C-B-Cap
42 m	Base-A-A-C-B-Cap, Base-C-C-B-Cap
48 m	Base-A-C-C-B-Cap
54 m	Base-A-A-C-C-B-Cap, Base-C-C-C-B-Cap
60 m	Base-A-C-C-C-B-Cap
66 m	Base-A-A-C-C-C-B-Cap, Base-C-C-C-C-B-cap
72 m	Base-A-C-C-C-C-B-Cap
78 m	Base-A-A-C-C-C-C-B-Cap

Base = 9.0 m , Cap (Heavy-duty Cap) = 1.2 m,
Inserts: A = 6.0 m, B (tapered boom)= 7.8 m, C = 12.0 m

LUFFING BOOM ARRANGEMENT

Boom length	Boom arrangement
24 m	Base-A-B-Cap
30 m	Base-A-A-B-Cap, Base-C-B-Cap
36 m	Base-A-C-B-Cap
42 m	Base-A-A-C-B-Cap, Base-C-C-B-Cap
48 m	Base-A-C-C-B-Cap
54 m	Base-A-A-C-C-B-Cap, Base-C-C-C-B-Cap
60 m	Base-A-C-C-C-B-Cap
66 m	Base-A-A-C-C-C-B-Cap
72 m	Base-A-C-C-C-C-B-Cap
78 m	Base-A-A-C-C-C-C-B-Cap

Base = 9.0 m , Cap (Heavy-duty Cap) = 1.2 m,
Inserts: A = 6.0 m, B (Tapered boom) = 7.8 m, C = 12.0 m

LUFFING JIB ARRANGEMENT

Boom length	Boom arrangement
24 m	Base-E-Jib tip
30 m	Base-E-E-Jib tip, Base-F-Jib tip
36 m	Base-E-F-Jib tip
42 m	Base-E-E-F-Jib tip, Base-F-F-Jib tip
48 m	Base-E-F-F-Jib tip
54 m	Base-E-E-F-F-Jib tip, Base-F-F-F-Jib tip
60 m	Base-E-F-F-F-Jib tip
66 m	Base-E-E-F-F-F-Jib tip

Base (jib base) = 9.0 m, Jib Tip (light-duty tip/Jib tip) = 9.0 m
Inserts (jib): E (luffing jib insert) = 6.0 m, F (luffing jib insert) = 12.0 m

UHK SALE & RENTAL

WORKING RADIUS

CRANE BOOM

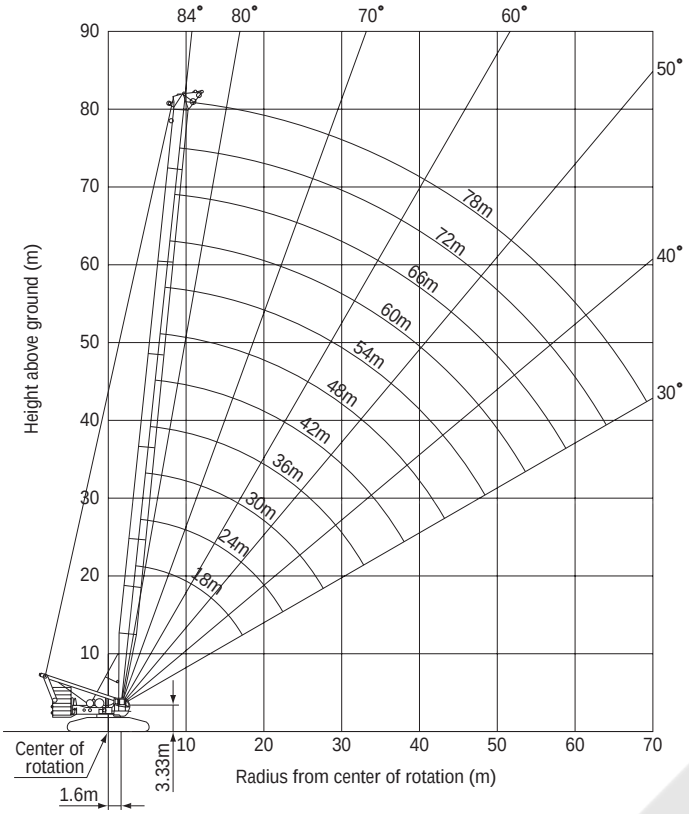

LUFFING JIB **Boom Angle: 86°**

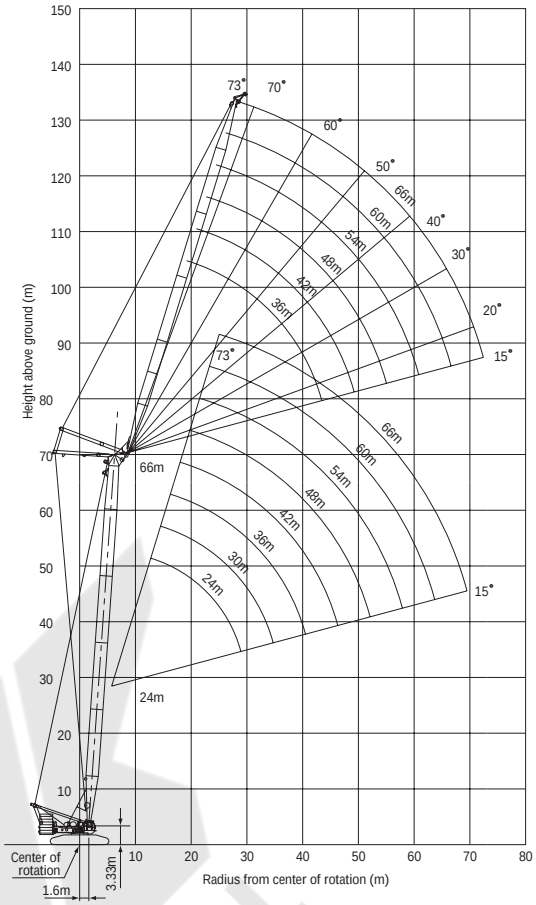

Boom Angle: 76°

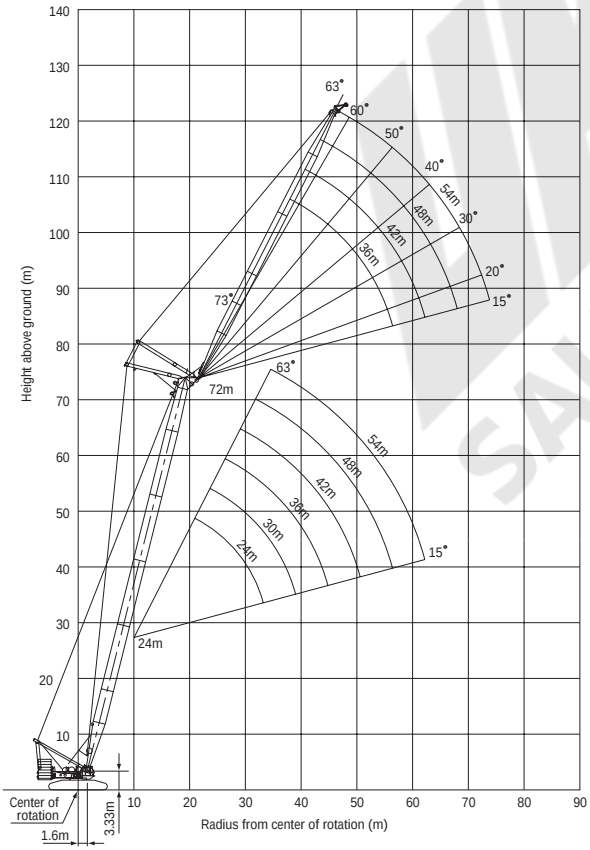

Boom Angle: 66°

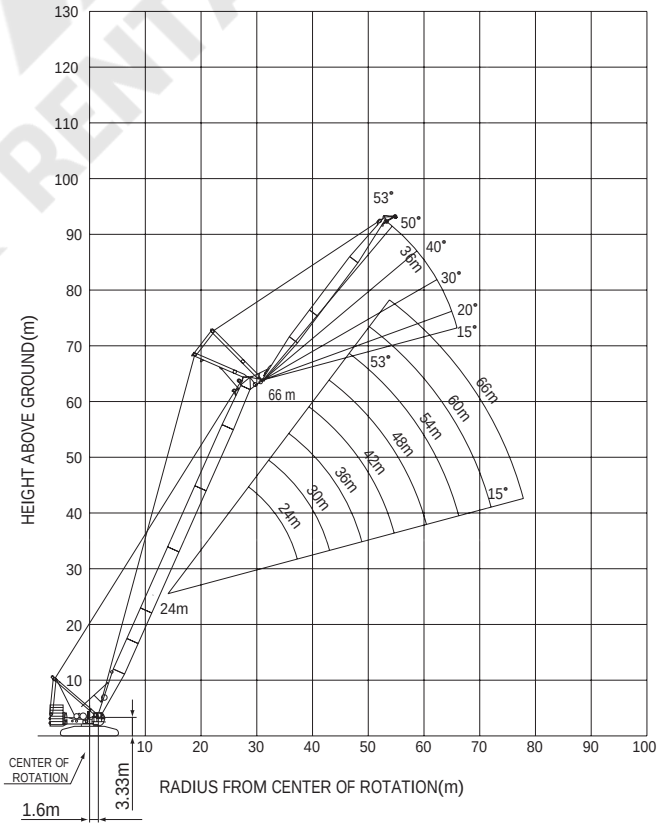

SALE & RENTAL

SPECIFICATIONS OF PARTS AND ATTACHMENTS

Dimensions: mm Weight: kg

Upper Frame (Base Machine)
Weight: 60,000 kg x 1

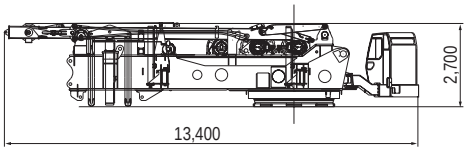

Includes front winch, rear winch, boom hoist winch, mast, self-erection device, upper and lower removal device, upper Trans-lifter, and counterweight removal device.

Carbody
Weight: 26,000 kg x 1

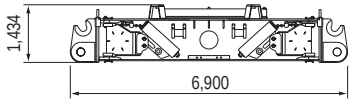

Includes upper and lower removal device and lower Trans-lifter.

Crawlers
Weight: 36,200 kg x each side

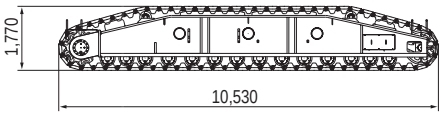

Mast
Weight: 6,290 kg

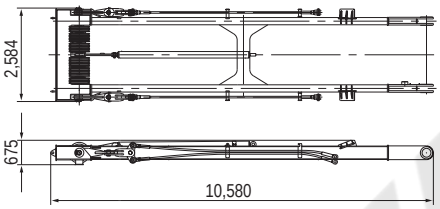

Counterweight Base
Weight: 20,000 kg

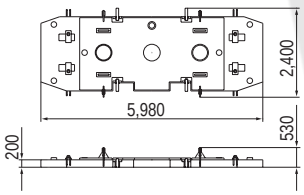

Counterweight
Weight: (A) 10,000 kg x 12 (B) 7,500 kg x 2

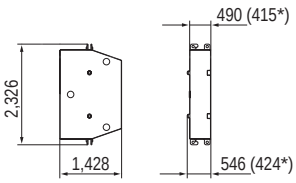

*the counterweight (B) of figures

Carbody Counterweight
Weight: 20,000 kg x 2

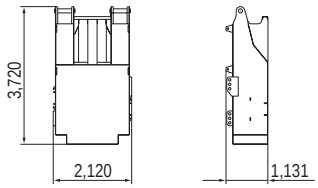

Platform
Weight: 328 kg x 7

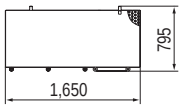

Boom Base
Weight: 11,000 kg x 1

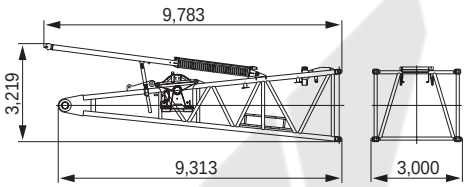

Tapered Boom
Weight: 3,300 kg

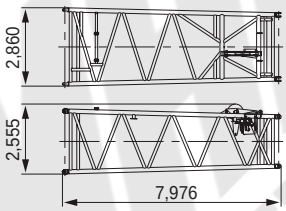

Boom Top (1.2 m)
Weight: 5,888 kg

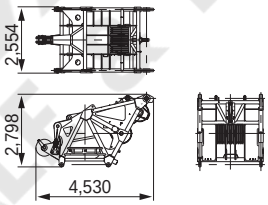

Insert Boom
Weight: 5,888 kg

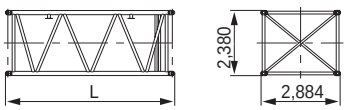

	L (mm)	Weight (kg)
6.0 m	6,176	2,619
12.0 m	12,176	4,000

Travel Kit
Weight: 12,000 kg

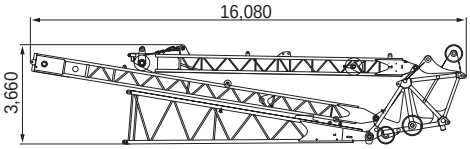

Luffing Jib Base
Weight: 2,792 kg x 1

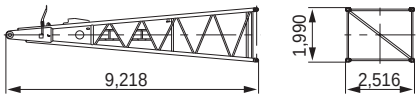

Luffing Jib Top
Weight: 2,381 kg x 1

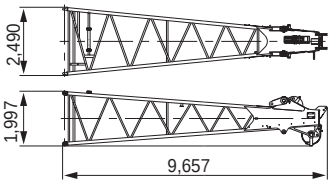

Insert Luffing Jib

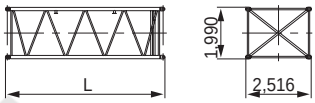

	L (mm)	Weight (kg)
6.0 m	6,140	1,286
12.0 m	12,140	2,382

Front Strut (Luffing Jib)
Weight: 2,754 kg x 1

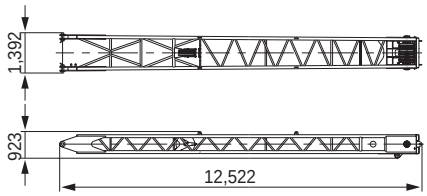

Rear Strut (Luffing Jib)
Weight: 3,226 kg x 1

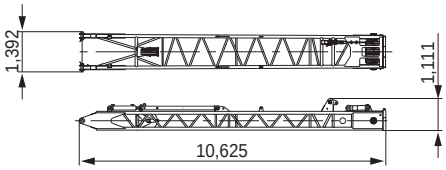

SALES & RENTAL

TRANSPORTATION PLAN

(Main Boom 72.0 m + Luffing Jib 54.0 m)

Configuration	Description	Total Weight
No.1 Low Loader 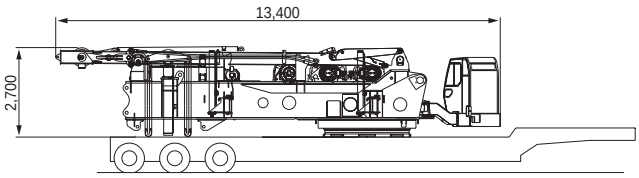 	Base Machine with self removal device with upper and lower removal device	60.0 ton
No.2 Flat Bed Trailer 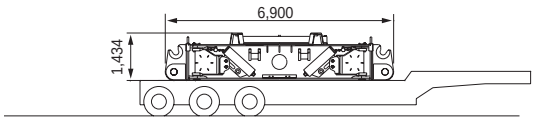 	Carbody =	26.0 ton
No.3 & No.4 Flat Bed Trailer 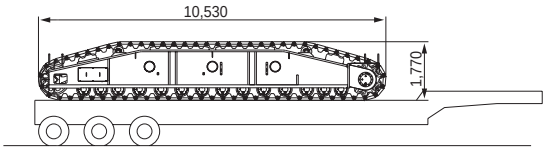 	Crawler =	36.0 ton
No.5 Flat Bed Trailer 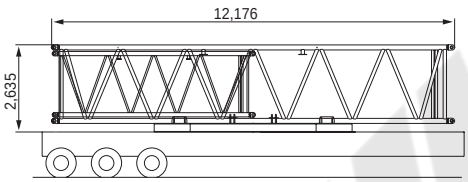 	Counterweight Base x 1 = 12.0 m Main Boom Insert = 6.0 m Luffing Jib Insert = Total =	20.0 ton 4.0 ton 1.3 ton 25.3 ton
No.6 Flat Bed Trailer 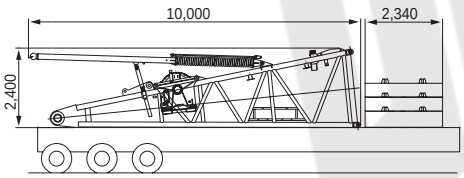 	Lower Boom = Counterweight = Counterweight (2 x 7.5 ton) = Total =	11.0 ton 10.0 ton 15.0 ton 36.0 ton
No.7 & No.8 Flat Bed Trailer 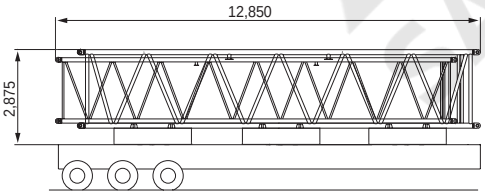 	Counterweight (3 x 10.0 ton) = 12.0 m Main Boom Insert = 12.0 m Luffing Jib Insert = Total =	30.0 ton 4.0 ton 2.4 ton 36.4 ton
No.9 Flat Bed Trailer 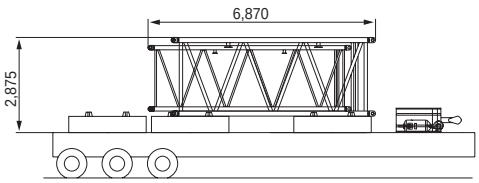 	Counterweight (3 x 10.0 ton) = 6.0 m Main Boom Insert = 6.0 m Luffing Jib Insert = 120 Hook = Ball Hook = Total =	30.0 ton 4.0 ton 1.3 ton 3.5 ton 0.65 ton 39.45 ton

Note: This transport plan depends on your specification of trailer and the areas or countries where you transport.

TRANSPORTATION PLAN

CKE4000

(Main Boom 72.0 m + Luffing Jib 54.0 m)

Configuration	Description	Total Weight
No.10 Flat Bed Trailer 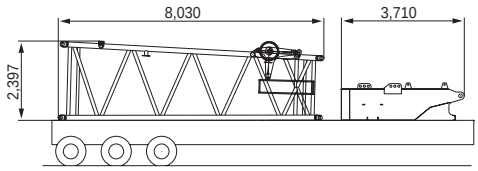 	Carbody Counterweight = 7.8 m Tapered Boom Insert = Total	20.5 ton 3.2 ton 23.7 ton
No.11 Flat Bed Trailer 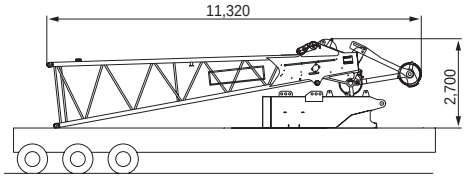 	Carbody Counterweight = Luffing Jib Top (with Aux.) = Total	20.5 ton 3.0 ton 23.5 ton
No.12 Flat Bed Trailer 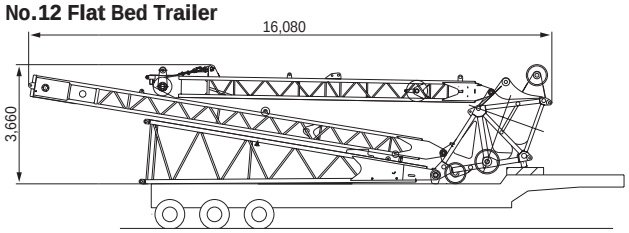 	Upper Boom Assembly =	12.0 ton
No.13 Flat Bed Trailer 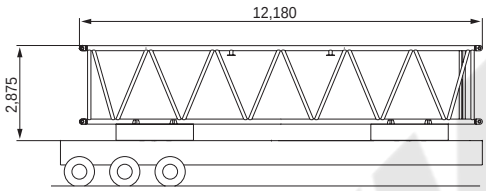 	Counterweight (2 x 10.0 ton) = 12.0 m Main Boom Insert = Total =	20.0 ton 4.0 ton 24.0 ton

Note: This transport plan depends on your specification of trailer and the areas or countries where you transport.

OTHER ATTACHMENTS

Attachments	Weight	Dimensions (L x W x H)
Jib backstop	97 kg	3,365 mm
Jib aux. sheave	424 kg	2,408 mm x 809 mm x 773 mm
Upper spreader	763 kg	1,598 mm x 870 mm x 671 mm

Note: Due to our policy of continual product improvements all designs and specifications are subject to change without advance notice.

KOBELCO CRANES CO., LTD.

17-1, Higashi-Gotanda 2-chome, Shinagawa-ku, TOKYO, 141-8626 JAPAN
Tel: ++81 (0) 3-5789-2130 Fax: ++81 (0) 3-5789-3372

Bulletin No. CKE4000-S401

04031000 Printed in Japan