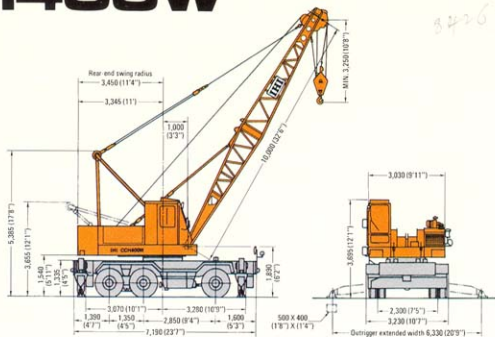


CCH400W

(unit: mm)



Specifications

Max. lifting capacity x working radius	40 t x 3.3 m	
Boom length	Standard	10 m (optional boom: 10 m)
	Maximum	31 m
Line speed	Load hoisting & lowering	High 80 m/min., low 40 m/min.
	Boom hoisting & lowering	55 m/min. (4th layer of drum)
Swing speed	4.0 rpm	
Travel speed	20 km/h	
Drive	6 x 4 (front and rear front)	
Min. turning radius	10.7 m	
Gradeability	29.5% (16.5°)	
Engine rated output	150 PS/2,100 rpm (HINO H06C-T)	
Total operating weight	32,020 kg (with standard boom)	
Overall length at travelling	15,080 (49'6")	
Overall width at travelling	3,230 mm (10'7")	
Overall height at travelling	3,695 mm (12'1")	
Outrigger	X-type	
Tire size	Front 11-00-20-16PR(I) x 4 Rear 11-00-20-16PR(I) x 4 x 2 axles	

* Line speed will be changed due to load factor.

Note:

- All rated lifting loads are based on the machine being on a firm, level and uniformly supporting surface.
- The weight of the hook block, slings or any lifting attachment must be considered as part of the load.
40.0t hook block 380 kg
- All rated lifting loads with outriggers are based on the outriggers being fully extended.
Machine must be level and fully supported by outriggers.
- All rated lifting loads free-on-wheel are based on proper tire inflation and condition, freely suspended static loads with no allowances for unknown conditions such as operating speeds and others.
- Load lifting data.

Maximum lifting load (tons)	Parts of line
5t	1
10t	2
15t	3
20t	4
25t	5
30t	6
35t	7
40t	8

Rated lifting loads [with outriggers, through 360°] (unit: metric tons)

Working radius (m)	Boom length (m)							
	10	13	16	19	22	25	28	31
3.3	40.0							
3.5	37.0							
4.0	32.6	32.5						
5.0	26.9	26.8	26.7	5.5mx24.4				
6.0	22.5	22.4	22.3	22.3	22.2			
7.0	18.6	18.5	18.4	18.4	18.3	18.3	7.5mx16.7	
8.0	15.5	15.4	15.3	15.3	15.2	15.2	15.2	15.1
9.0	12.8	12.7	12.6	12.6	12.5	12.5	12.5	12.4
10.0	9.5mx11.8	10.8	10.7	10.7	10.6	10.6	10.6	10.5
12.0		8.2	8.1	8.1	8.0	8.0	8.0	7.9
14.0			6.4	6.4	6.3	6.3	6.3	6.2
16.0			14.5mx6.1	5.3	5.2	5.2	5.2	5.1
18.0				17.0mx4.8	4.3	4.3	4.3	4.2
20.0					3.7	3.7	3.7	3.6
22.0						3.1	3.1	3.0
24.0						22.5mx3.0	2.7	2.6
26.0							25.0mx2.5	2.3
28.0								27.5mx2.8

[free-on-wheel, through 360°] (unit: metric tons)

Working radius (m)	Boom length (m)							
	10	13	16	19	22	25	28	31
3.5	11.70							
4.0	9.45	9.35						
5.0	6.75	6.70	6.60					
6.0	5.20	5.15	5.05	5.05	5.00			
7.0	4.20	4.15	4.05	4.05	4.00	3.95		
8.0	3.50	3.45	3.35	3.35	3.30	3.25	3.20	3.15
9.0	3.00	2.90	2.85	2.85	2.75	2.75	2.70	2.65
10.0		2.50	2.45	2.45	2.35	2.35	2.30	2.25
12.0		1.95	1.90	1.85	1.80	1.75	1.70	1.70
14.0			1.50	1.45	1.40	1.40	1.30	1.30
16.0				1.20	1.10	1.10	1.05	1.00

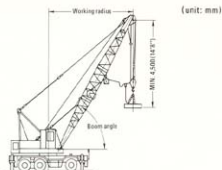
[carrying, through 360°] (unit: metric tons)

Working radius (m)	Boom length (m)			
	10	13	16	19
3.5	5.85			
4.0	4.70	4.70		
5.0	3.35	3.35	3.30	
6.0	2.60	2.55	2.55	2.55
7.0	2.10	2.05	2.05	2.05
8.0	1.75	1.70	1.70	1.70
9.0	1.50	1.45	1.45	1.40
10.0		1.25	1.25	1.20

Note:

- Proper tire air pressure is 7.0kgf/cm².
- Travelling speed must be slower than 5.0km/h.
- Axle-locks must be locked.
- The lifting height of load should be kept lower and with no allowance for swing.

Lifting magnet (option)



Rated lifting loads [with outriggers, through 360°]

Working radius (m)	3.3	3.5	4	5	6	7	8	9	10	12	14	16	18
Boom length (m)	10	38.0	33.3	29.4	24.2	20.3	20.8	14.0	11.5	9.5m x 13.6			
	13		29.3	24.1	20.2	16.7	13.9	11.4	9.7	7.4			
	15			24.0	20.1	16.6	13.8	11.3	9.5	7.3	5.8	14.5m x 5.5	
	19				5.5m x 22.0	20.1	16.6	13.8	11.3	9.5	7.3	5.8	4.8
													17m x 4.3

Note: 1. The weight of hook block, magnet, slings or any lifting attachment must be considered as part of the load.

40.0t hook block 0.38t
15.0t hook block 0.30t

2. Maximum allowable boom length is 19m with outriggers fully extended.
3. Lifting magnet work free-on-wheel is not allowed.

Specifications

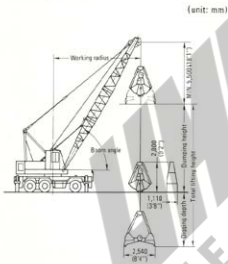
Magnet size	1,500mm dia.		
Max. lifting capacity x working radius	36t x 3.3m		
Boom length	Standard	10m	
	Maximum	19m	
Line speed	Load hoisting & lowering	High 68m/min., low 34m/min.	Rope dia. 20mm dia.
	Boom hoisting & lowering	47m/min. (4th layer of drum)	14mm dia.
Swing speed	3.4 rpm		
Rated engine revolution	1,800rpm		

* Line speed will be changed due to load factor.

Magnet specifications

Diameter	1,500mm dia.		
Weight	2,700kg		
Voltage	DC-220V		
Generator output	16.5kW (50% ED)		
Lifting loads	Pig iron	1,300 ~ 1,900kg	
	General scrap	1,200 ~ 1,900kg	
	Punched scrap	550 ~ 900kg	

Clamshell (option)



Specifications

Bucket capacity	0.8m³ GP, 1.0m³ GP, 0.6m³ HD, 1.25m³ WR.		
Max. lifting capacity	5.0t (Note: 1)		
Boom length	10m ~ 19m		
Max. lifting height	37.0m (digging depth + dumping height)		
Tagline	Hydraulic type		
Line speed	Lead hoisting & lowering	High 80m/min., low 40m/min.	Rope dia. 20mm dia.
	Bucket opening & closing		14mm dia.
Swing speed	Boom hoisting & lowering	55m/min. (4th layer of drum)	
		4.0rpm	

* Line speed will be changed due to load factor.

Clamshell bucket specifications

Classification	Model	Capacity (m³)	Weight (t)	Parts of line (bucket opening & closing)	Purpose
Standard	GP	1.0	2.5	6	General purpose
Option	GP	0.8	2.1		
Option	HD	0.6	3.0		
Option	WR	1.0	2.0	6	Wide rehandling
Option	WR	1.25	1.6		

Working range and allowable loads [with outriggers, through 360°]

Boom length (m)	10					13					16					19				
Boom angle	35°	45°	55°	65°		35°	45°	55°	65°		35°	45°	55°	65°		35°	45°	55°	65°	
Working radius (m)	9.5	8.4	7.1	5.7	12.0	10.6	8.9	6.9	14.4	12.7	10.6	8.2	16.9	14.8	12.3	9.5				
Rated lifting load (t)	5.0	5.0	5.0	5.0	5.0	5.0	5.0	5.0	5.0	5.0	5.0	5.0	5.0	5.0	5.0	5.0				
Max. dumping height (m)	1.4	2.7	3.9	4.8	3.1	4.9	6.4	7.5	4.8	7.0	8.8	10.2	6.5	9.1	11.3	13.0				
Max. digging depth (m)			3.6	3.3	3.2	3.1	3.0	2.9	2.7	2.5	2.4	2.4	2.2	2.0	1.8					

Note: 1. Maximum weight of clamshell bucket and contents must not exceed 5 tons.

2. Maximum allowable boom length is 19m with outriggers fully extended.

3. Clamshell bucket work free-on-wheel is not allowed.

4. Maximum dumping height shown is applied to 1.0m³ standard GP bucket.

5. Bucket is selected in the above models.

6. Boom point is furnished with the sheaves for clamshell use.

Standard equipment

10m standard boom
40.0ton hook block with 4 sheaves
Engine tachometer
Hour meter
Water temperature gauge
Oil pressure gauge
Ammeter
Work lights
Room light
Power steering

X-type hydraulic outrigger
Axle locks
Steering direction correcting switch
All wheel brake at work
Hook safety latch
Swing alarm
Car heater (hot water type)
Front wiper
Rear view mirrors
Electric fuel oil pump

Alarm buzzer
Level gauge
Car radio
Sun visor
Ash tray
Cigarette lighter
Reclining seat
Standard lightings on chassis
Safety wire netting on inner boom

Optional equipment

10m folding standard boom
3m insert boom with pendant ropes
6m insert boom with pendant ropes
15-ton hook block
Moment limiter
Rope guide roller for insert boom
Clamshell bucket
Hydraulic tagline
Lifting magnet
Car cooler
Car heater (oil burner type)