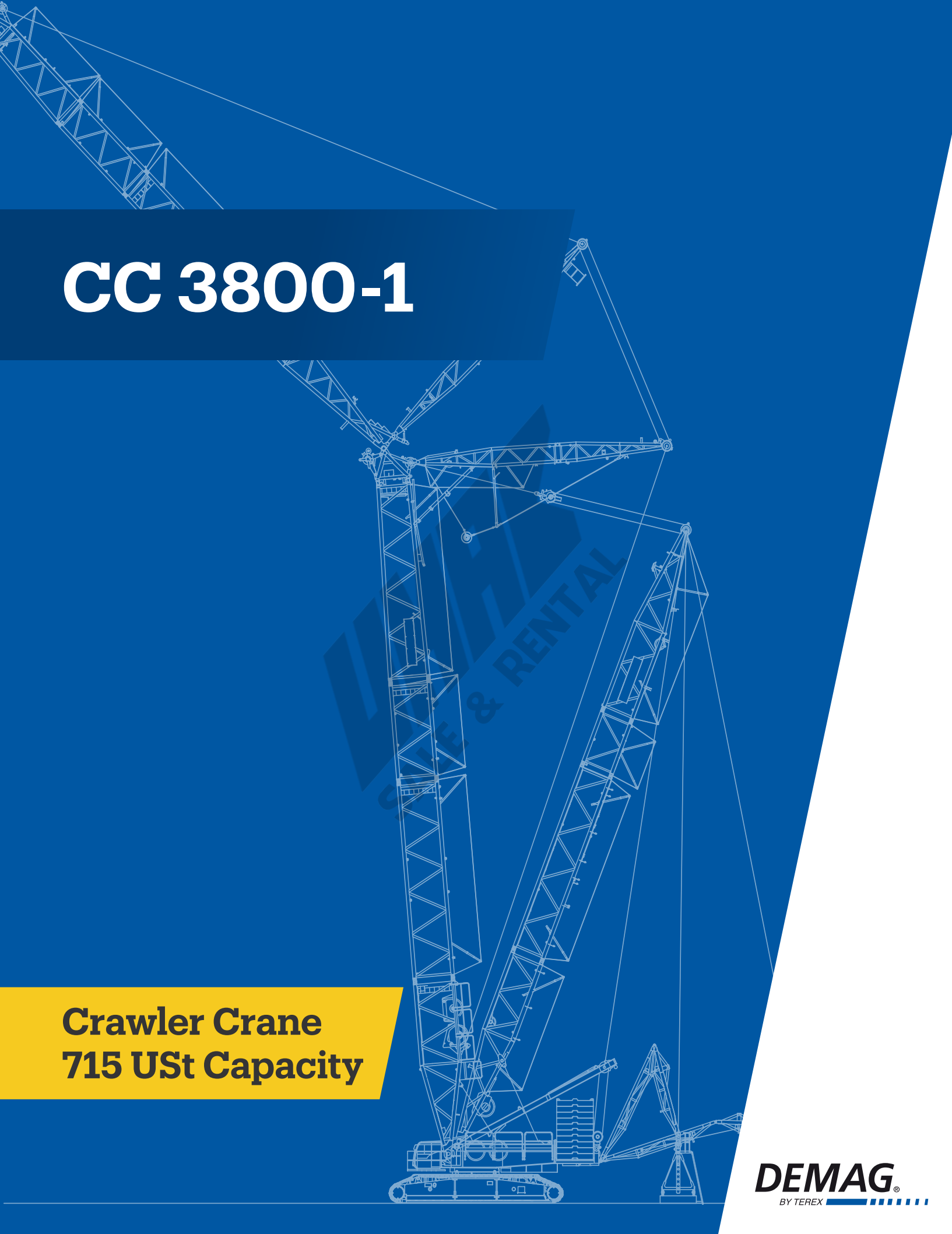

















CC 3800-1

**Crawler Crane
715 USt Capacity**

DEMAG
BY TEREX



	Page:
Specifications.....	5
Superlift configurations	9
Specifications	10
Erection / lowering	12
Boom combinations	14
Main boom (SH, LH)	20
Main boom with SL (SSL, LSL).....	25
Fixed fly jib (SH+LF, LH+LF).....	42
Fixed fly jib with SL (SSL+LF, LSL+LF).....	57
Luffing fly jib (SW)	108
Luffing fly jib with SL (SWSL / SFSL).....	128
Fixed fly jib with SL (LVSL)	168
Technical description.....	172

	Track		„D“
	Counterweight + central ballast (ZB)	S:	heavy
	Superlift counterweight	L:	light
	Superlift radius	H/HA:	Main boom
	Possible load of hook block	HI:	Luffing jib
	Weight of hook block	W:	Luffing fly jib
	Load radius	F:	Fixed fly jib
	Main boom	SL:	Superlift
	Fly jib	V:	Vessellift
	Main boom angle		Central ballast
	Fly jib angle		
	Wind speed in ft/s (feet per second)		
	Track shoe width		

- ▶ 715 USt at 39.4 ft radius
- ▶ Load moment of 61.364 ft-kips
- ▶ Fall protection as standard
- ▶ Erection of main boom 374.0 ft with 39.4 ft LF and hook block mounted:
without superlift mast and without assist crane
- ▶ Erection of wind turbines up to **557.8 ft** hub height with superlift
- ▶ Best in class ergonomics for operator
- ▶ Suitable for worldwide operation



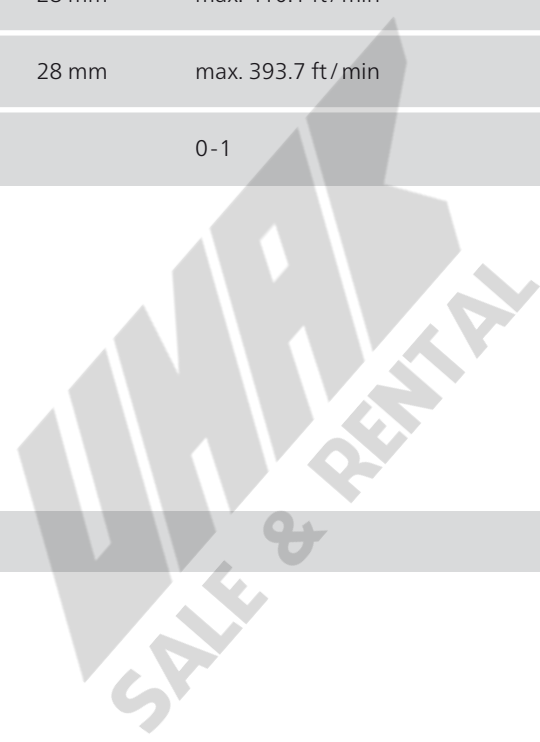
Working speeds (infinitely variable)

Mechanism		Rope \varnothing	Speeds ¹⁾	Single line pull	Length of hoist rope
Hoist I+II	(H1+H2)	28 mm	max. 426.5 ft/min	40.500 lbf	3281 ft
Hoist III	(H3)	28 mm	max. 262.5 ft/min	40.500 lbf	2133 ft
Boom derricking	(W2)	28 mm	max. 426.5 ft/min		
Boom hoist	(E)	28 mm	max. 410.1 ft/min		
Jib luffing	(W1)	28 mm	max. 393.7 ft/min		
Slewing (rpm)			0-1		

¹⁾ top layer

Carrier performance

Travel speed	max. 0.68 mph
--------------	---------------



Hook block system

Type	Possible load	Number of sheaves	Number of lines	Weight	„D“
2 x 325	1433,000 lb	4 x 5	2 x 20	22,270 lb – 29,110 lb	18.4 ft
	838,000 lb	1 x 10	1 x 21	16,100 lb – 24,920 lb (8,380 lb – 24,260 lb*)	18.4 ft (16.1 ft*)
2 x 190	838,000 lb	2 x 5	2 x 11	16,100 lb – 24,920 lb (8,380 lb – 24,260 lb*)	19.4 ft (16.1 ft*)
	419,000 lb	1 x 5	1 x 11	13,670 lb (5,950 lb – 10,580 lb*)	19.4 ft (17.1 ft*)

* with optional equipment 882,000 lb or 441,000 lb hook

Double hook block

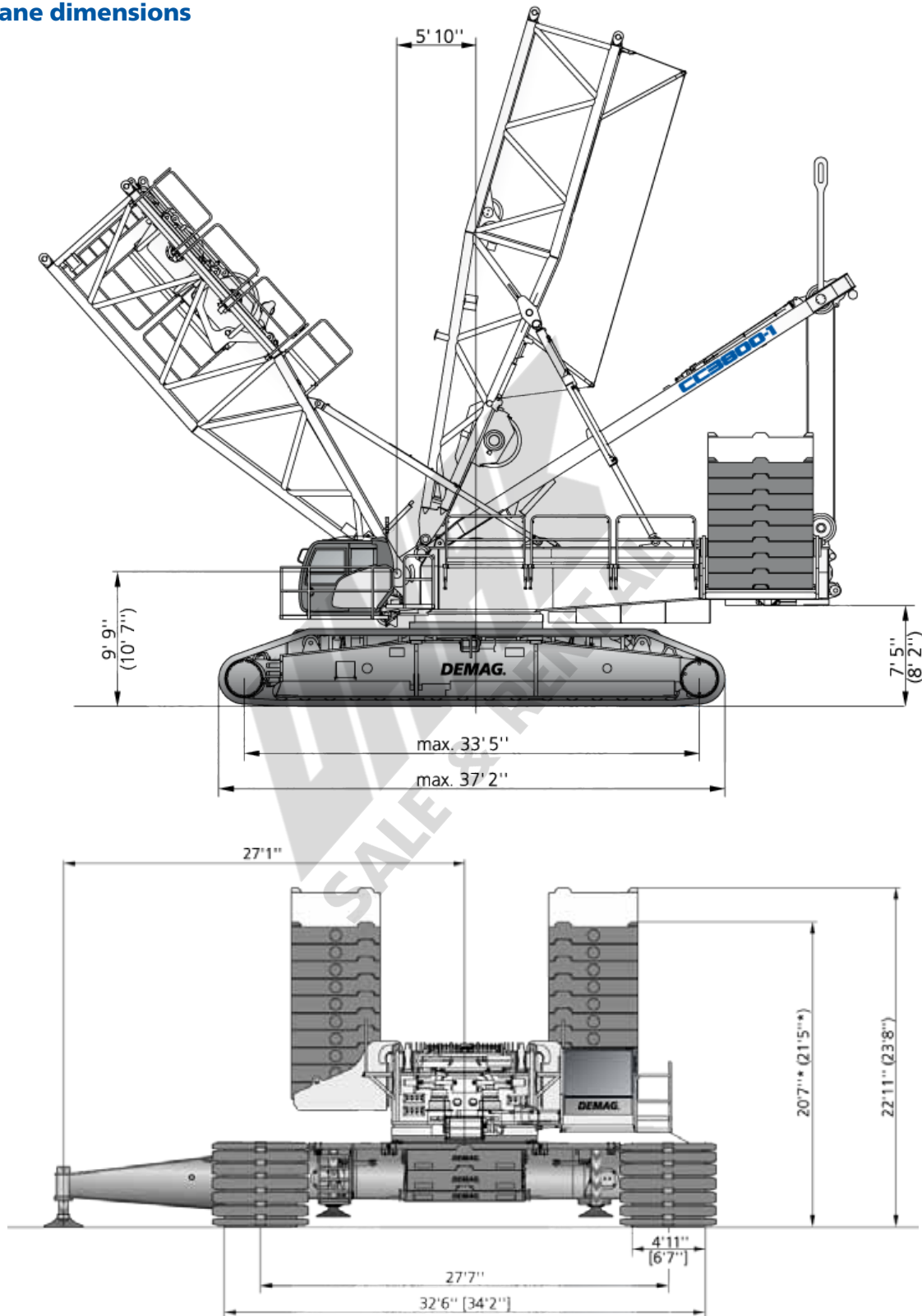
Type	Possible load	Number of sheaves	Number of lines	Weight	„D“
2 x 90	392,500 lb	2 x 2	2 x 5	5,070 lb – 19,620 lb	14.8 ft

Hook block

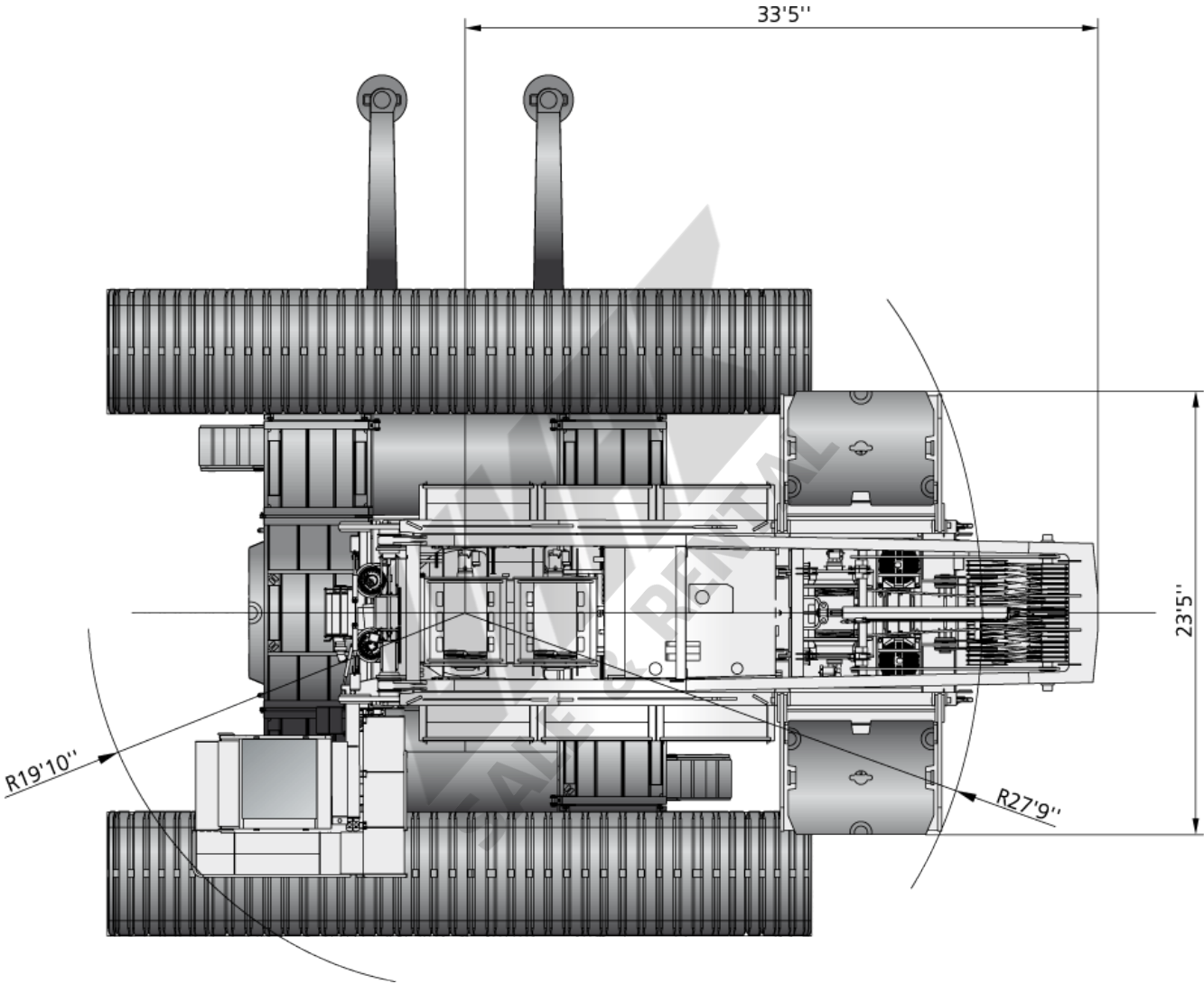
Type	Possible load	Number of sheaves	Number of lines	Weight	„D“
125	272,300 lb	1 x 3	1 x 7	4,000 lb – 11,250 lb	15.1 ft
54	119,000 lb	1 x 1	1 x 3	2,430 lb – 7,280 lb	14.8 ft
18*	39,700 lb	–	1 x 1	2,430 lb	12.8 ft

* Single line hook

Basic crane dimensions



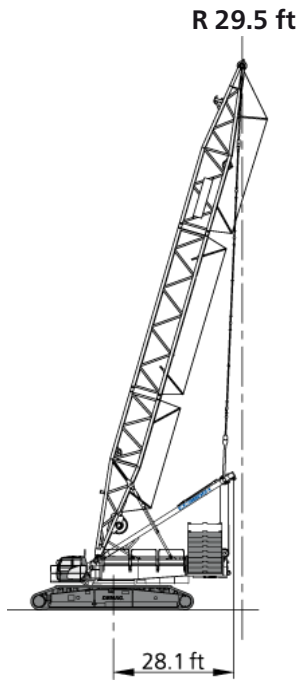
() with optional quick-connection [] Option * Optional cast iron



Superlift Configurations

CC 3800-1

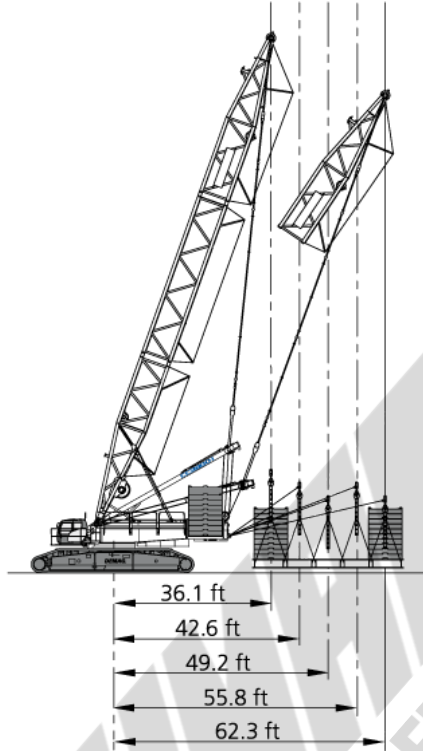
SL 0lb 29.5 ft



Standard-SL

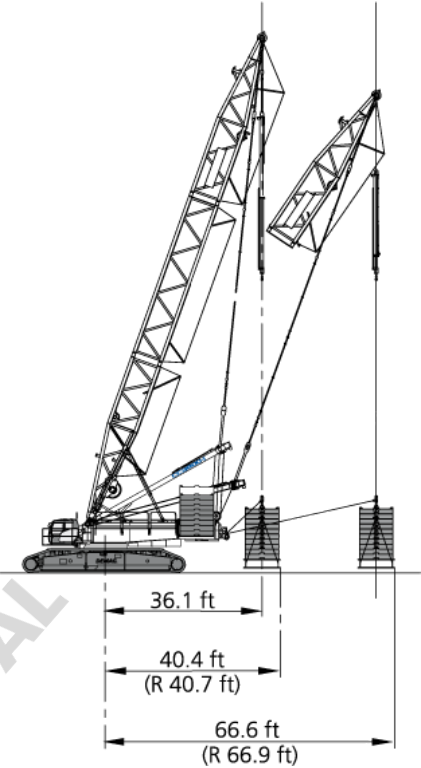
R 37.7 50.8 64 ft

44.3 57.4



Vario-SL 36.1-62.3 ft*

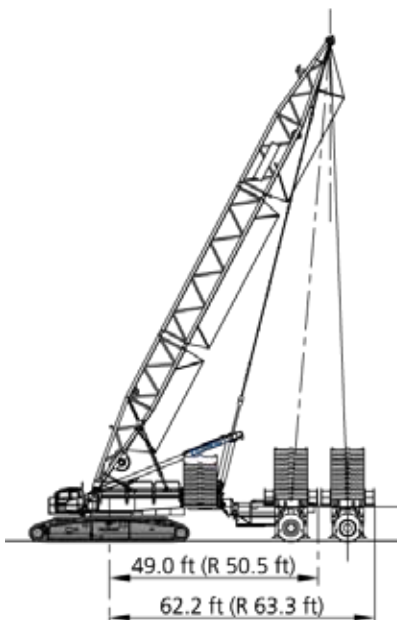
R 37.7 ft - 64 ft



SL Carrier

42.6-55.8 ft

R 51.7 ft



49.2-62.3 ft

R 51.7 ft



Flex Frame**

42.6-68.9 ft

R 45.1 ft



* with SL mast 129.6 ft: 36.1ft-68.9 ft

** only in combination with SL masts 129.6 ft or 137.8 ft

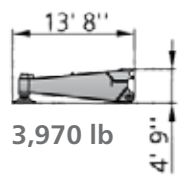

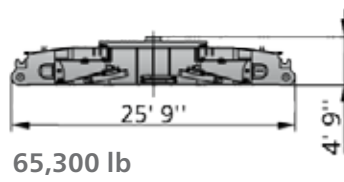
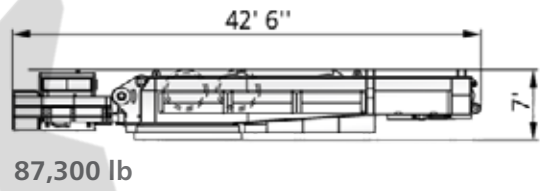
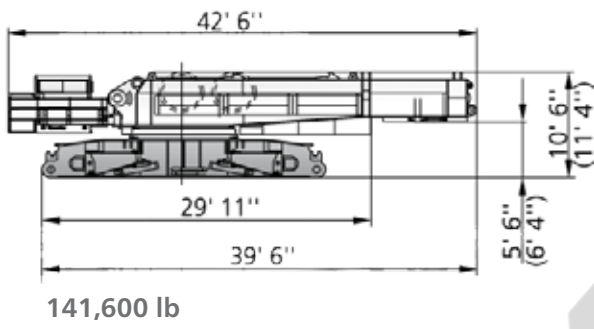
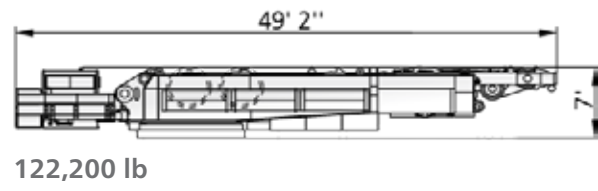
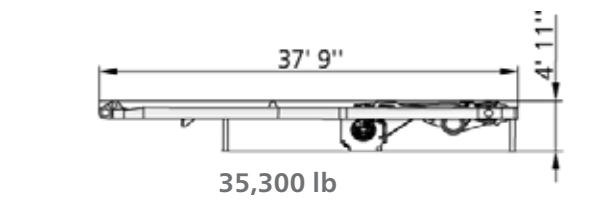
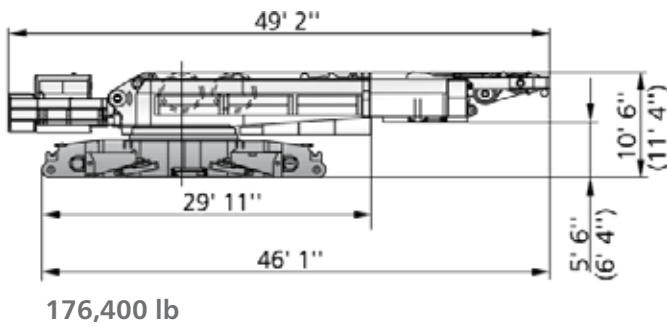
Weights

Total weight incl. 363,800 lb counterweight, 78.7 ft boom and hook block	approx. 860,000 lb
Superstructure (with 3 winches, A-frame and quick-connection)	150,000 lb
Superstructure without winches and A-frame, with quick-connection	87,300 lb
Carbody with jacks and quick-connection	65,300 lb
Max. counterweight	452,000 lb
Max. central ballast	110,200 lb

UMAR
SALE & RENTAL

Specifications

CC 3800-1

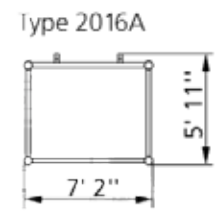
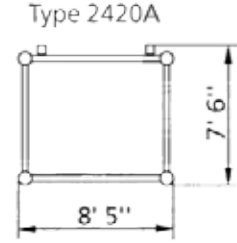
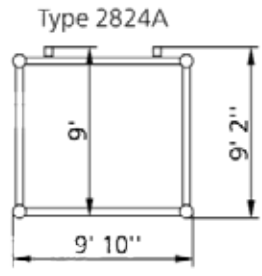
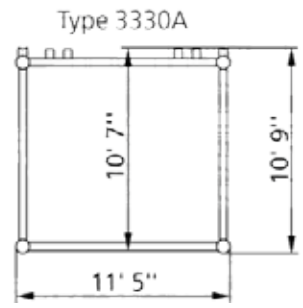
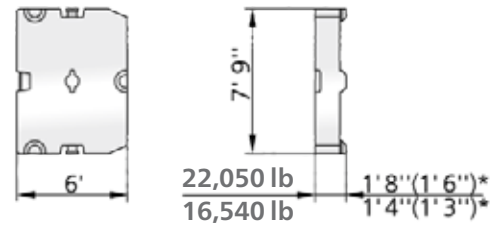


2 additional side jacks optional

	Duo	Quadro
4.9 ft	82,250 lb	89,700 lb
6.6 ft	86,000 lb	93,500 lb

Without winches H1 + H2 (14,110 lb each)

* Optional cast iron



Erection / lowering of the CC 3800-1 boom systems to the ground

Boom combination	Fly jib	Main boom (ft)															
		78.7	98.4	118.1	137.8	157.5	177.2	196.9	216.5	236.2	255.9	275.6	295.3	315.0	334.6	354.3	374.0
SH_1		X	X	X	X	X	X	X	X	X	[X]	[X]	[X]	[X]	-	-	-
LH_1		-	-	X	X	X	X	X	X	X	X	X	[X]	[X]	[X]	[X]	[X]
SW_1 65°, 75°, 85°, 87°	78.7 ft	X	X	X	X	X	[X]	[X]	[X]	-	-	-	-	-	-	-	-
	98.4 ft	X	X	X	X	X	[X]	[X]	[X]	-	-	-	-	-	-	-	-
	118.1 ft	X	X	X	X	X	[X]	[X]	[X]	-	-	-	-	-	-	-	-
	137.8 ft	X	X	X	X	X	X	[X]	[X]	[X]	-	-	-	-	-	-	-
	157.5 ft	X	X	X	X	X	X	[X]	[X]	[X]	-	-	-	-	-	-	-
	177.2 ft	X	X	X	X	X	[X]	[X]	[X]	[X]	-	-	-	-	-	-	-
	196.9 ft	X	X	X	X	X	[X]	[X]	[X]	[X]	-	-	-	-	-	-	-
	216.5 ft	X	X	X	X	X	[X]	[X]	[X]	[X]	-	-	-	-	-	-	-
	236.2 ft	X	X	X	X	X	[X]	[X]	[X]	-	-	-	-	-	-	-	-
	255.9 ft	X	X	X	X	X	[X]	[X]	[X]	-	-	-	-	-	-	-	-
	275.6 ft	X	X	X	X	X	[X]	[X]	[X]	-	-	-	-	-	-	-	-
	295.3 ft	X	X	X	X	X	[X]	[X]	[X]	-	-	-	-	-	-	-	-
315.0 ft	X	X	X	X	[X]	[X]	[X]	[X]	-	-	-	-	-	-	-	-	
SH+LF_1 15°, 20°, 30°	39.4 ft	-	X	X	X	X	X	X	X	X	[X]	[X]	[X]	[X]	-	-	-
	78.7 ft	-	X	X	X	X	X	X	X	[X]	[X]	[X]	[X]	-	-	-	-
	118.1 ft	-	X	X	X	X	X	X	X	[X]	[X]	[X]	-	-	-	-	-
LH+LF_1 15°, 20°, 30°	39.4 ft	-	-	-	-	X	X	X	X	X	X	[X]	[X]	[X]	[X]	[X]	[X]
	78.7 ft	-	-	-	-	X	X	X	X	X	X	[X]	[X]	[X]	[X]	[X]	-
	118.1 ft	-	-	-	-	X	X	X	X	X	[X]	[X]	[X]	[X]	[X]	-	-
		236.2	246.1	255.9	265.8	275.6	285.5	295.3	305.1	315.0	324.8	334.6	344.5	354.3	364.2		
LH+LF_3 15°, 20°	39.4 ft	X	X	X	X	X	[X]	[X]	[X]	[X]	[X]	[X]	[X]	[X]	[X]	[X]	

X without assisting equipment

[X] with additional side jack

All Superlift combinations can be erected or lowered to the ground without assisting equipment.

Erection / lowering of the CC 3800-1 boom systems to the ground

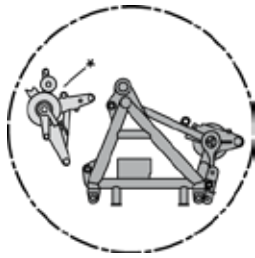
Boom combination	Fly jib	Main boom (ft)																				
		118.1	137.8	157.5	177.2	196.9	216.5	236.2	255.9	275.6	295.3	315.0	334.6	354.3	374.0	393.7	413.4	433.1	452.8	472.4	492.1	511.8
SSL_1		X	X	X	X	X	X	X	X	X	X	X	X	X	-	-	-	-	-	-	-	-
LSL_1		-	-	-	-	-	-	X	X	X	X	X	X	X	X	X	X	X	X	X	X	-
LSL_2		-	-	-	X	X	X	X	X	X	X	X	X	X	X	X	X	X	X	X	X	-
SWSL_1 55°, 65°, 75°, 85°, 87°	78.7 ft	X	X	X	X	X	X	X	X	X	X	X	X	X	-	-	-	-	-	-	-	-
	98.4 ft	X	X	X	X	X	X	X	X	X	X	X	X	X	-	-	-	-	-	-	-	-
	118.1 ft	X	X	X	X	X	X	X	X	X	X	X	X	X	-	-	-	-	-	-	-	-
	137.8 ft	X	X	X	X	X	X	X	X	X	X	X	X	X	-	-	-	-	-	-	-	-
	157.5 ft	X	X	X	X	X	X	X	X	X	X	X	X	X	-	-	-	-	-	-	-	-
	177.2 ft	X	X	X	X	X	X	X	X	X	X	X	X	X	-	-	-	-	-	-	-	-
	196.9 ft	X	X	X	X	X	X	X	X	X	X	X	X	X	-	-	-	-	-	-	-	-
	216.5 ft	X	X	X	X	X	X	X	X	X	X	X	X	X	-	-	-	-	-	-	-	-
	236.2 ft	X	X	X	X	X	X	X	X	X	X	X	X	X	-	-	-	-	-	-	-	-
	255.9 ft	X	X	X	X	X	X	X	X	X	X	X	X	X	-	-	-	-	-	-	-	-
	275.6 ft	X	X	X	X	X	X	X	X	X	X	X	X	X	-	-	-	-	-	-	-	-
295.3 ft	X	X	X	X	X	X	X	X	X	X	X	X	X	-	-	-	-	-	-	-	-	
315.0 ft	X	X	X	X	X	X	X	X	X	X	X	X	X	-	-	-	-	-	-	-	-	
SSL+LF_1 15°, 20°, 30°	39.4 ft	-	X	X	X	X	X	X	X	X	X	X	X	X	-	-	-	-	-	-	-	-
	78.7 ft	-	X	X	X	X	X	X	X	X	X	X	X	X	-	-	-	-	-	-	-	-
	118.1 ft	-	X	X	X	X	X	X	X	X	X	X	X	X	-	-	-	-	-	-	-	-
LSL+LF_2 15°, 20°, 30°	39.4 ft	-	-	-	-	-	-	X	X	X	X	X	X	X	X	X	X	X	X	X	X	-
	78.7 ft	-	-	-	-	-	-	X	X	X	X	X	X	X	X	X	X	X	X	X	X	-
	118.1 ft	-	-	-	-	-	-	X	X	X	X	X	X	X	X	X	X	X	X	X	X	-
LVSL_1 15°	39.4 ft	X	X	X	X	X	X	X	X	X	X	X	X	X	-	-	-	-	-	-	-	-
			255.9	275.6	295.3	305.1	315.0	324.8	334.6	344.5	354.3	364.2	374.0	383.9	393.7-403.5	413.4-423.2	433.1-482.3	492.1-521.7	531.5	541.3	551.2	561.0
LSL_5		-	-	-	-	-	-	-	-	-	-	X	X	X	X	X	X	X	-	-	-	-
LSL_7		-	-	-	-	X	X	X	X	X	X	X	X	X	X	X	X	X	-	-	-	-
LSL_9		-	-	-	-	-	X	X	X	X	X	X	X	X	X	X	X	X	(X)	(X)	-	-
LSL_11		-	-	-	-	-	X	X	X	X	X	X	X	X	X	X	X	X	(X)	(X)	-	-
LSL_13		-	-	-	-	-	-	-	-	-	-	-	-	X	X	X	X	(X)	(X)	(X)	(X)	-
LSL_15		-	-	-	-	-	-	-	-	-	-	-	-	-	-	(X)	(X)	(X)	(X)	(X)	(X)	(X)
LSL+LF_3 15°, 20°	39.4 ft	X	X	X	-	X	-	X	-	X	X	X	X	X	X	X	X	X	-	-	-	-
LSL+LF_4 15°, 20°	39.4 ft	-	-	-	-	-	-	X	X	X	X	X	X	X	X	X	X	X	-	-	-	-
LSL+LF_4 20°	78.7 ft	-	-	-	-	-	-	X	X	X	X	X	X	X	X	X	X	X	-	-	-	-
LSL+LF_6 15°, 20°	39.4 ft	-	-	X	X	X	X	X	X	X	X	X	X	X	X	X	X	X	-	-	-	-
LSL+LF_8 15°, 20°	39.4 ft	-	-	-	-	X	X	X	X	X	X	X	X	X	X	X	X	X	-	-	-	-
LSL+LF_10 15°, 20°	39.4 ft	-	-	-	-	X	X	X	X	X	X	X	X	X	X	X	X	X	(X)	(X)	-	-
LSL+LF_12 15°, 20°	39.4 ft	-	-	-	-	-	-	-	-	-	-	X	X	X	X	X	X	X	(X)	(X)	-	-
LSL+LF_14 15°, 20°	39.4 ft	-	-	-	-	-	-	-	-	-	-	-	-	-	(X)	(X)	(X)	(X)	(X)	(X)	-	-
LSL+LF_14 15°, 20°	59.0 ft	-	-	-	-	-	-	-	-	-	-	-	-	-	(X)	(X)	(X)	(X)	(X)	(X)	-	-

X without assisting equipment
(X) with flex frame

The amount of Superlift counterweight required for erecting the boom system depends on the configuration and the Superlift radius.

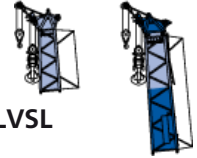
Boom Combinations

CC 3800-1



- Type 2824A
- Type 2420A

Runner
119,000 lb



LH, LSL, SW, SWSL, LVSL

SH, SSL

* Attachable



SH_1
HA 78.7ft .. 315.0ft

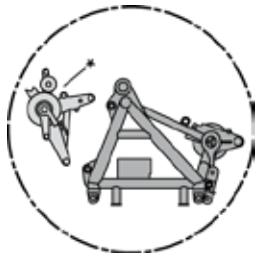
LH_1
HA 118.1ft .. 374.0ft

SW_1
HA 98.4ft .. 236.2ft
HI 78.7ft .. 315.0ft
max. 216.5ft+315.0ft
236.2ft+216.5ft

SSL_1
HA 118.1ft .. 354.3ft

Boom Combinations

CC 3800-1



- Type 2824A
- Type 2420A

Runner
119,000 lb



LH, LSL, SW, SWSL, LVSL

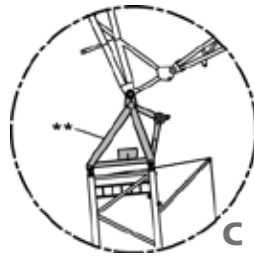
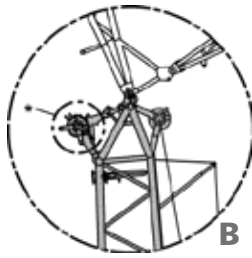
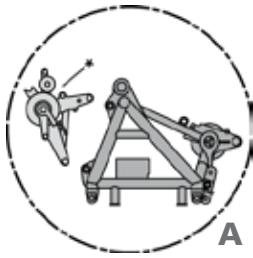
* Attachable



DEMAG
BY TEREX

Boom Combinations

CC 3800-1



■ Type 2824A
 ■ Type 2420A



Runner 39,700 lb
 on LF standard

* Attachable
 ** Option



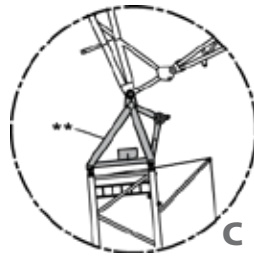
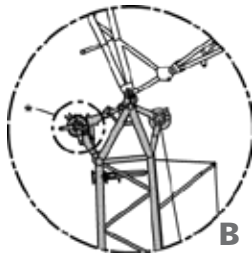
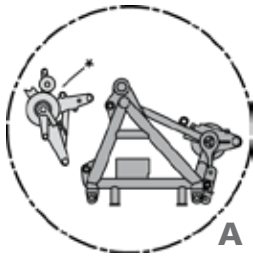
SH+LF_1
 HA 98.4ft .. 315.0ft
 HI 39.4ft .. 118.1ft
 max. 275.6ft + 118.1ft
 295.3ft + 78.7ft
 315.0ft + 39.4ft

LH+LF_1
 HA 157.5ft .. 374.0ft
 HI 39.4ft .. 118.1ft
 max. 334.6ft + 118.1ft
 354.3ft + 78.7ft
 374.0ft + 39.4ft

LH+LF_3
 HA 236.2ft .. 364.2ft
 HI 78.7ft

Boom Combinations


CC 3800-1



Runner 39,700 lb
on LF standard

* Attachable
** Option

■ Type 2824A
■ Type 2420A



SSL+LF_1
HA 137.8ft .. 354.3ft
HI 39.4ft .. 118.1ft

LSL+LF_2
HA 236.2ft .. 472.4ft
HI 39.4ft .. 118.1ft

LSL+LF_3
HA 255.9ft .. 482.3ft
HI 39.4ft

LSL+LF_4
HA 452.8ft .. 521.7ft
HI 39.4ft / 78.7ft

DEMAG
BY TEREX

Boom Combinations

CC 3800-1

- Type 3330A
- Type 2824A
- Type 2420A

Runner
119,000 lb

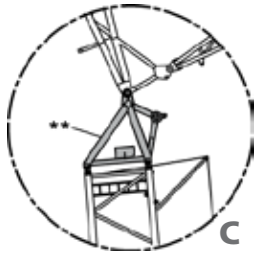


LSL



Boom Combinations

CC 3800-1



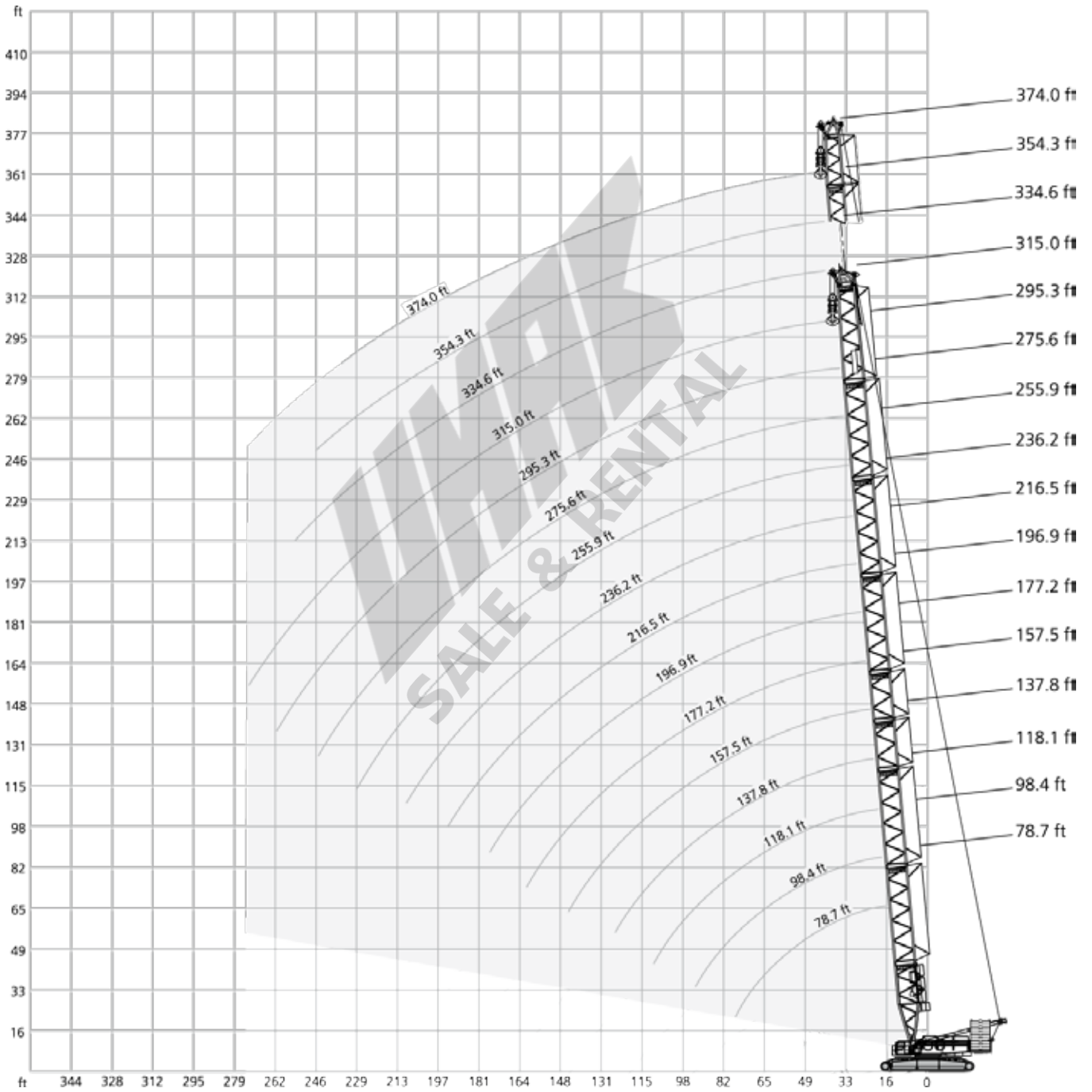
** Option

- Type 3330A
- Type 2824A
- Type 2420A







Runner 39,700 lb
on LF standard



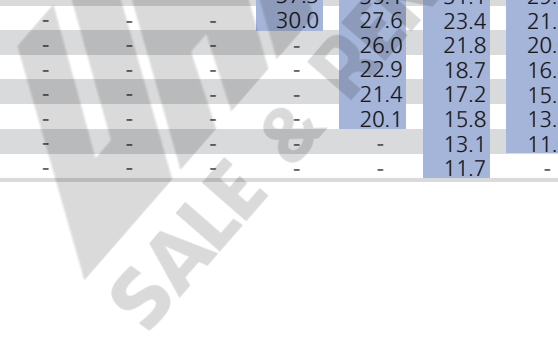


		27.6 ft					32.2 ft/s					360°		75%	
SH_1															
ft	ft	78.7	98.4	118.1	137.8	157.5	177.2	196.9	216.5	236.2	255.9	275.6	295.3	315.0	ft
1,000 lb															
18.0	1406.6	-	-	-	-	-	-	-	-	-	-	-	-	18.0	
19.7	1327.2	1320.6	-	-	-	-	-	-	-	-	-	-	-	19.7	
23.0	1190.5	1186.1	1179.5	1095.7	-	-	-	-	-	-	-	-	-	23.0	
26.2	1064.8	1060.4	1007.5	937.0	873.0	817.9	-	-	-	-	-	-	-	26.2	
29.5	941.4	934.8	870.8	815.7	765.0	720.9	679.0	-	-	-	-	-	-	29.5	
32.8	842.2	815.7	767.2	723.1	681.2	643.8	610.7	579.8	551.2	-	-	-	-	32.8	
36.1	744.1	729.7	691.1	653.7	618.4	586.4	556.7	530.2	504.9	480.6	456.4	-	-	36.1	
39.4	646.0	643.8	615.1	584.2	555.6	529.1	502.7	480.6	458.6	440.9	421.1	405.7	385.8	39.4	
45.9	502.7	502.7	500.4	489.4	467.4	445.3	425.5	410.1	390.2	377.0	359.4	348.3	332.9	45.9	
52.5	410.1	407.9	407.9	403.4	401.2	383.6	368.2	352.7	339.5	326.3	313.1	304.2	291.0	52.5	
59.1	346.1	343.9	341.7	337.3	337.3	335.1	321.9	310.9	297.6	286.6	275.6	266.8	255.7	59.1	
65.6	297.6	293.2	291.0	288.8	286.6	284.4	282.2	275.6	262.4	255.7	244.7	238.1	227.1	65.6	
72.2	260.1	255.7	253.5	251.3	249.1	246.9	244.7	242.5	233.7	227.1	218.3	212.7	202.8	72.2	
75.5	244.7	241.4	239.2	235.9	234.2	232.0	229.3	228.2	222.1	216.1	207.2	202.3	192.9	75.5	
78.7	-	227.1	224.9	220.5	219.4	217.2	213.8	213.8	210.5	205.0	196.2	191.8	183.0	78.7	
85.3	-	202.8	199.5	196.2	194.0	191.8	189.6	188.5	185.2	184.1	177.5	173.1	164.2	85.3	
91.9	-	183.0	179.7	176.4	174.2	170.9	168.7	167.6	165.3	164.2	160.9	156.5	148.8	91.9	
98.4	-	-	163.1	159.8	156.5	154.3	151.0	149.9	147.7	146.6	143.3	143.3	135.6	98.4	
108.3	-	-	142.2	139.2	135.9	133.7	130.3	129.2	125.7	124.6	122.4	122.4	118.2	108.3	
111.5	-	-	-	132.3	129.0	126.8	123.5	122.4	120.2	117.9	115.7	115.7	112.4	111.5	
124.7	-	-	-	112.4	109.3	106.3	103.4	102.1	99.0	97.4	94.1	93.5	90.6	124.7	
137.8	-	-	-	-	93.5	89.9	86.9	85.1	81.4	79.8	76.5	75.6	72.8	137.8	
144.4	-	-	-	-	86.9	83.4	79.7	77.6	74.3	72.6	69.3	68.5	65.5	144.4	
150.9	-	-	-	-	-	76.9	73.0	71.0	67.2	65.5	62.2	61.3	58.2	150.9	
160.8	-	-	-	-	-	68.6	64.5	62.4	58.5	56.7	53.1	52.4	49.4	160.8	
164.0	-	-	-	-	-	-	61.7	59.5	55.6	53.8	50.3	49.6	46.5	164.0	
177.2	-	-	-	-	-	-	52.5	50.0	46.1	44.1	40.6	39.7	36.6	177.2	
190.3	-	-	-	-	-	-	-	42.3	37.9	36.2	32.4	31.5	28.2	190.3	
193.6	-	-	-	-	-	-	-	40.6	36.2	34.4	30.6	29.8	26.4	193.6	
203.4	-	-	-	-	-	-	-	-	31.1	29.1	25.4	24.5	20.9	203.4	
210.0	-	-	-	-	-	-	-	-	28.2	26.2	22.3	21.4	17.9	210.0	
216.5	-	-	-	-	-	-	-	-	-	23.4	19.4	18.3	14.8	216.5	
223.1	-	-	-	-	-	-	-	-	-	20.9	16.8	15.7	12.1	223.1	
229.7	-	-	-	-	-	-	-	-	-	18.3	14.1	13.0	-	229.7	
232.9	-	-	-	-	-	-	-	-	-	-	13.0	11.9	-	232.9	
236.2	-	-	-	-	-	-	-	-	-	-	11.9	-	-	236.2	





 408,000 lb  452,000 lb
 66,100 lb  110,200 lb






27.6 ft														32.2 ft/s		360°		75%	
SH_1																			
ft	78.7	98.4	118.1	137.8	157.5	177.2	196.9	216.5	236.2	255.9	275.6	295.3	315.0	ft					
1,000 lb																			
18.0	1382.3	-	-	-	-	-	-	-	-	-	-	-	-	18.0					
19.7	1208.1	1280.9	-	-	-	-	-	-	-	-	-	-	-	19.7					
23.0	1137.6	1034.0	945.8	866.4	-	-	-	-	-	-	-	-	-	23.0					
26.2	939.2	862.0	798.1	740.8	687.8	643.8	-	-	-	-	-	-	-	26.2					
29.5	795.9	738.5	687.8	643.8	604.1	566.6	533.5	-	-	-	-	-	-	29.5					
32.8	687.8	643.8	604.1	568.8	535.7	504.9	476.2	451.9	427.7	-	-	-	-	32.8					
36.1	597.5	575.4	543.4	513.7	485.0	458.6	434.3	412.3	391.3	370.4	352.7	-	-	36.1					
39.4	507.1	507.1	482.8	458.6	434.3	412.3	392.4	372.6	354.9	339.5	324.1	310.9	295.4	39.4					
45.9	394.6	392.4	392.4	381.4	363.8	346.1	328.5	315.3	299.8	288.8	275.6	264.6	251.3	45.9					
52.5	319.7	319.7	317.5	315.3	310.9	295.4	282.2	271.2	257.9	249.1	235.9	229.3	218.3	52.5					
59.1	269.0	266.8	264.6	260.1	260.1	257.9	244.7	235.9	224.9	217.2	207.2	200.6	190.7	59.1					
65.6	229.3	227.1	224.9	222.7	220.5	218.3	216.1	208.3	197.3	190.7	181.9	176.4	167.6	65.6					
72.2	200.6	197.3	195.1	191.8	189.6	187.4	185.2	184.1	175.3	169.8	160.9	156.5	147.7	72.2					
75.5	188.5	185.7	183.0	179.7	177.5	175.3	173.1	172.0	165.9	160.4	152.1	147.7	139.4	75.5					
78.7	-	174.2	170.9	167.6	165.3	163.1	160.9	159.8	156.5	151.0	143.3	138.9	131.2	78.7					
85.3	-	154.3	151.0	147.7	145.5	143.3	141.1	140.0	136.7	135.6	127.9	124.6	116.8	85.3					
91.9	-	138.9	135.6	132.3	130.1	126.8	124.6	123.5	120.2	119.0	114.6	111.3	104.5	91.9					
98.4	-	-	122.4	117.9	115.7	113.5	110.2	109.8	106.9	105.8	103.0	100.3	93.5	98.4					
108.3	-	-	106.0	102.6	99.9	97.0	94.2	92.9	89.1	87.7	84.9	84.0	79.6	108.3					
111.5	-	-	-	97.4	94.6	91.5	88.8	87.3	83.8	82.2	79.1	78.5	75.0	111.5					
124.7	-	-	-	81.4	78.0	74.3	71.0	69.4	65.7	64.2	61.1	60.4	57.3	124.7					
137.8	-	-	-	-	64.6	60.8	57.1	55.3	51.6	50.0	46.7	46.1	43.0	137.8					
144.4	-	-	-	-	59.3	55.4	51.4	49.4	46.0	44.3	41.0	40.3	37.3	144.4					
150.9	-	-	-	-	-	50.0	46.1	44.1	40.3	38.6	35.3	34.6	31.5	150.9					
160.8	-	-	-	-	-	43.4	39.5	37.3	33.4	31.6	28.0	27.3	24.3	160.8					
164.0	-	-	-	-	-	-	37.3	35.1	31.1	29.3	25.8	25.1	22.0	164.0					
177.2	-	-	-	-	-	-	30.0	27.6	23.4	21.6	18.1	17.2	14.1	177.2					
180.4	-	-	-	-	-	-	-	26.0	21.8	20.0	16.4	15.5	12.3	180.4					
187.0	-	-	-	-	-	-	-	22.9	18.7	16.8	13.1	12.1	-	187.0					
190.3	-	-	-	-	-	-	-	21.4	17.2	15.2	11.5	-	-	190.3					
193.6	-	-	-	-	-	-	-	20.1	15.8	13.8	-	-	-	193.6					
200.1	-	-	-	-	-	-	-	-	13.1	11.0	-	-	-	200.1					
203.4	-	-	-	-	-	-	-	-	11.7	-	-	-	-	203.4					


☰ 275,600 lb 363,800 lb

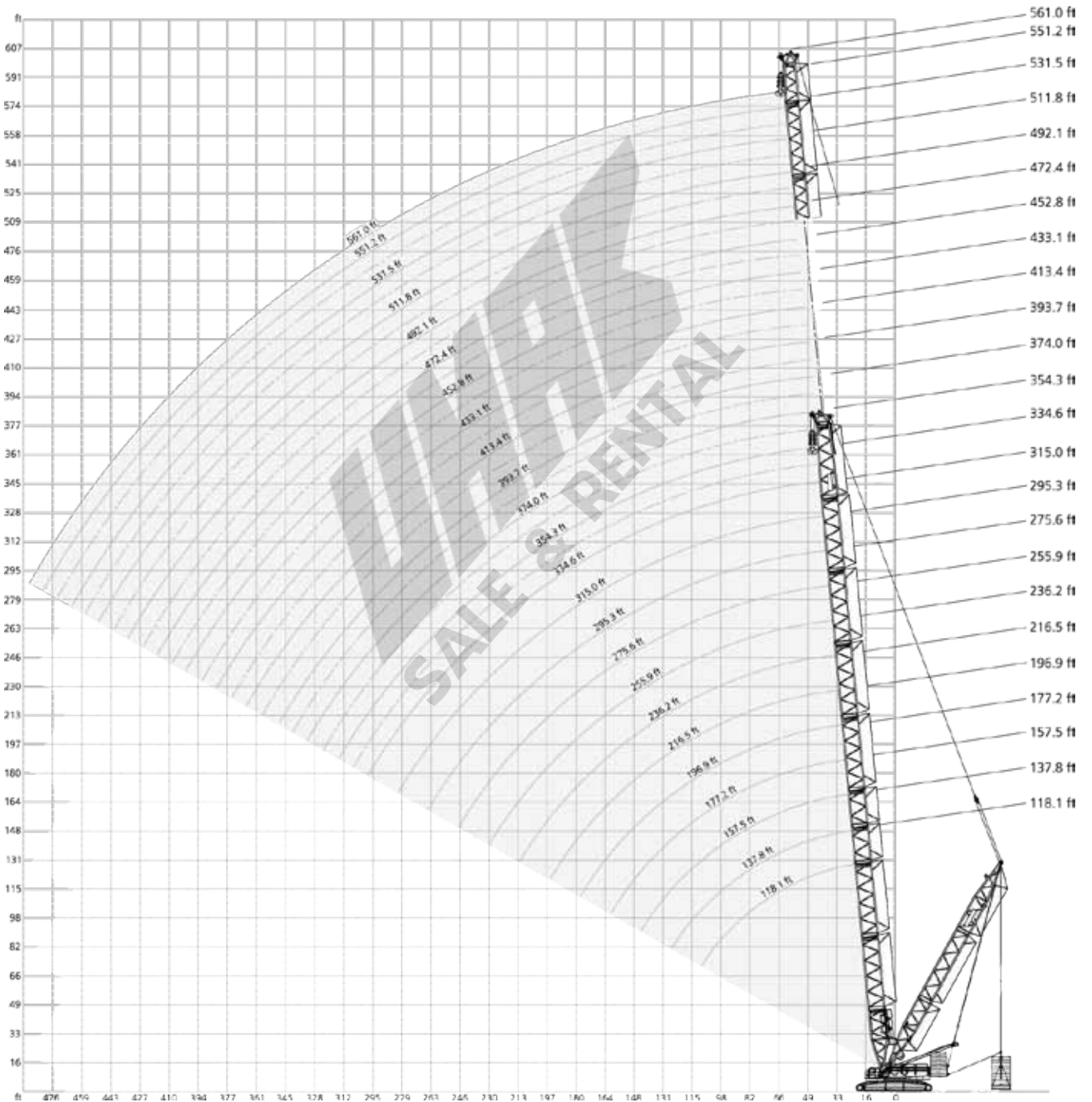


		27.6 ft										32.2 ft/s		360°		75%	
		LH_1															
		ft	118.1	137.8	157.5	177.2	196.9	216.5	236.2	255.9	275.6	295.3	315.0	334.6	354.3	374.0	ft
		ft	1,000 lb														ft
23.0		765.0	765.0	-	-	-	-	-	-	-	-	-	-	-	-	-	23.0
26.2		765.0	765.0	765.0	765.0	-	-	-	-	-	-	-	-	-	-	-	26.2
29.5		765.0	765.0	765.0	734.1	692.3	654.8	-	-	-	-	-	-	-	-	-	29.5
32.8		765.0	729.7	694.5	657.0	621.7	590.8	562.2	535.7	-	-	-	-	-	-	-	32.8
36.1		694.5	660.3	631.6	599.7	568.8	542.3	517.0	493.8	456.4	421.1	-	-	-	-	-	36.1
39.4		623.9	590.8	568.8	542.3	515.9	493.8	471.8	451.9	434.3	412.3	352.7	321.9	-	-	-	39.4
42.7		566.6	543.4	524.7	500.4	478.4	457.5	438.7	420.0	404.5	385.8	347.2	316.4	297.6	271.2	-	42.7
45.9		509.3	496.0	480.6	458.6	440.9	421.1	405.7	388.0	374.8	359.4	341.7	310.9	295.4	269.0	-	45.9
52.5		416.7	414.5	414.5	396.8	381.4	366.0	352.7	339.5	328.5	315.3	304.2	291.0	280.0	262.4	-	52.5
59.1		350.5	346.1	348.3	346.1	335.1	321.9	310.9	299.8	291.0	277.8	269.0	257.9	246.9	238.1	-	59.1
65.6		299.8	297.6	299.8	297.6	295.4	286.6	277.8	266.8	260.1	249.1	240.3	231.5	222.7	212.7	-	65.6
72.2		262.4	260.1	262.4	257.9	255.7	253.5	249.1	240.3	233.7	224.9	217.2	208.3	199.5	190.7	-	72.2
78.7		233.7	229.3	231.5	227.1	227.1	222.7	222.7	217.2	211.6	202.8	196.2	188.5	180.8	173.1	-	78.7
85.3		208.3	205.0	207.2	203.9	201.7	198.4	197.3	195.1	192.9	185.2	178.6	170.9	164.2	156.5	-	85.3
91.9		188.5	185.2	186.3	183.0	181.9	177.5	176.4	174.2	174.2	168.7	163.1	156.5	148.8	142.2	-	91.9
98.4		172.0	167.6	169.8	166.4	164.2	160.9	158.7	156.5	156.5	153.2	149.9	143.3	136.7	130.1	-	98.4
108.3		151.0	147.7	149.1	145.8	143.6	139.4	138.1	135.9	135.9	132.6	130.9	125.9	119.6	114.0	-	108.3
111.5		-	141.1	142.2	138.9	136.7	132.3	131.2	129.0	129.0	125.7	124.6	120.2	114.6	108.7	-	111.5
124.7		-	120.2	121.3	117.9	115.7	111.3	110.2	107.8	107.8	104.5	103.6	100.3	97.4	91.5	-	124.7
137.8		-	-	105.8	102.1	99.4	95.7	93.9	91.1	91.1	87.5	86.4	82.5	80.2	76.5	-	137.8
141.1		-	-	102.5	98.9	96.0	92.4	90.6	87.6	87.6	83.9	82.8	78.7	76.5	72.9	-	141.1
150.9		-	-	-	89.3	86.4	82.5	80.7	77.4	77.4	73.2	72.1	68.1	65.9	61.9	-	150.9
160.8		-	-	-	81.4	78.3	74.4	72.1	68.6	68.5	64.4	63.2	59.2	57.0	52.9	-	160.8
164.0		-	-	-	-	75.6	71.7	69.2	65.7	65.5	61.5	60.2	56.2	54.0	49.8	-	164.0
177.2		-	-	-	-	67.0	62.2	59.7	56.0	55.8	51.6	50.3	46.3	43.9	39.9	-	177.2
190.3		-	-	-	-	-	54.5	51.6	47.8	47.6	43.4	41.9	37.9	35.5	31.5	-	190.3
193.6		-	-	-	-	-	52.7	49.9	46.1	45.8	41.6	40.1	36.1	33.7	29.5	-	193.6
203.4		-	-	-	-	-	-	45.0	41.0	40.6	36.2	34.8	30.6	28.2	24.3	-	203.4
210.0		-	-	-	-	-	-	42.1	38.0	37.6	33.2	31.7	27.6	25.1	21.1	-	210.0
216.5		-	-	-	-	-	-	-	35.1	34.6	30.2	28.7	24.5	22.0	17.9	-	216.5
226.4		-	-	-	-	-	-	-	31.3	30.6	26.2	24.6	20.5	17.9	13.7	-	226.4
229.7		-	-	-	-	-	-	-	-	29.3	24.9	23.4	19.2	16.5	12.3	-	229.7
236.2		-	-	-	-	-	-	-	-	27.1	22.6	20.9	16.8	14.1	9.9	-	236.2
242.8		-	-	-	-	-	-	-	-	24.9	20.3	18.5	14.3	11.7	-	-	242.8
246.1		-	-	-	-	-	-	-	-	23.8	19.3	17.5	13.3	10.6	-	-	246.1
249.3		-	-	-	-	-	-	-	-	-	18.4	16.5	12.2	9.5	-	-	249.3
255.9		-	-	-	-	-	-	-	-	-	16.5	14.6	10.1	-	-	-	255.9
259.2		-	-	-	-	-	-	-	-	-	15.7	13.6	9.3	-	-	-	259.2
262.5		-	-	-	-	-	-	-	-	-	14.8	12.7	-	-	-	-	262.5
269.0		-	-	-	-	-	-	-	-	-	-	10.8	-	-	-	-	269.0
275.6		-	-	-	-	-	-	-	-	-	-	9.3	-	-	-	-	275.6

 408,000 lb  452,000 lb
 66,100 lb  110,200 lb


  27.6 ft  32.2 ft/s  360°  75%														
LH_1														
ft	118.1	137.8	157.5	177.2	196.9	216.5	236.2	255.9	275.6	295.3	315.0	334.6	354.3	374.0
ft	1,000 lb													ft
23.0	765.0	765.0	-	-	-	-	-	-	-	-	-	-	-	23.0
26.2	765.0	745.2	701.1	654.8	-	-	-	-	-	-	-	-	-	26.2
29.5	694.5	650.4	615.1	579.8	-	-	-	-	-	-	-	-	-	29.5
32.8	610.7	575.4	546.7	518.1	489.4	465.2	440.9	418.9	-	-	-	-	-	32.8
36.1	551.2	520.3	497.1	471.8	447.5	425.5	404.5	384.7	366.0	348.3	-	-	-	36.1
39.4	491.6	465.2	447.5	425.5	405.7	385.8	368.2	350.5	337.3	321.9	308.6	293.2	-	39.4
42.7	446.4	426.6	412.3	392.4	374.8	357.1	340.6	325.2	313.1	298.7	286.6	273.4	260.1	246.9
45.9	401.2	388.0	377.0	359.4	343.9	328.5	313.1	299.8	288.8	275.6	264.6	253.5	240.3	229.3
52.5	326.3	324.1	324.1	310.9	295.4	284.4	271.2	260.1	251.3	240.3	231.5	220.5	210.5	200.6
59.1	273.4	271.2	271.2	269.0	260.1	249.1	238.1	229.3	220.5	211.6	203.9	194.0	185.2	176.4
65.6	233.7	231.5	233.7	229.3	227.1	220.5	212.7	202.8	197.3	188.5	180.8	172.0	164.2	155.4
72.2	203.9	200.6	202.8	199.5	197.3	195.1	189.6	180.8	176.4	167.6	162.0	154.3	146.6	138.9
78.7	179.7	176.4	178.6	175.3	173.1	169.8	168.7	163.1	158.7	151.0	145.5	137.8	131.2	123.5
85.3	159.8	156.5	158.7	155.4	153.2	149.9	148.8	146.6	143.3	136.7	131.2	123.5	117.9	110.2
91.9	144.4	141.1	142.2	138.9	136.7	133.4	132.3	130.1	130.1	123.5	117.9	111.3	106.0	99.4
98.4	130.1	126.8	129.0	125.7	123.5	119.0	117.9	115.7	115.7	112.4	107.8	101.6	95.7	89.3
108.3	113.5	111.1	112.6	109.1	106.9	103.2	101.6	99.2	99.2	95.9	93.9	88.1	82.2	76.6
111.5	-	105.8	107.1	103.6	101.4	97.9	96.1	93.7	93.7	90.4	89.3	83.6	78.0	72.3
124.7	-	89.5	90.6	87.1	84.7	80.9	79.4	76.1	76.1	72.1	71.0	67.2	63.9	58.2
137.8	-	-	78.0	74.3	71.4	67.2	65.3	61.9	61.9	58.0	56.7	52.9	50.7	46.7
141.1	-	-	75.4	71.7	68.7	64.5	62.4	59.1	59.1	55.1	53.8	49.8	47.6	43.8
150.9	-	-	-	63.9	60.6	56.2	54.0	50.5	50.5	46.3	45.2	41.2	39.0	35.1
160.8	-	-	-	57.5	54.0	49.4	47.1	43.5	43.4	39.3	38.1	34.1	31.9	27.8
164.0	-	-	-	-	51.8	47.2	44.8	41.2	41.0	37.0	35.7	31.7	29.5	25.4
177.2	-	-	-	-	44.5	39.7	37.3	33.5	33.3	29.1	27.8	23.8	21.4	17.4
190.3	-	-	-	-	-	33.5	30.9	27.1	26.7	22.5	21.2	17.2	14.8	10.6
193.6	-	-	-	-	-	32.2	29.5	25.7	25.3	21.1	19.7	15.7	13.3	9.0
203.4	-	-	-	-	-	-	25.6	21.6	21.2	17.0	15.4	11.2	8.8	-
206.7	-	-	-	-	-	-	24.5	20.4	20.0	15.8	14.2	10.1	-	-
210.0	-	-	-	-	-	-	23.4	19.3	18.7	14.6	13.0	-	-	-
216.5	-	-	-	-	-	-	-	17.0	16.3	12.1	10.6	-	-	-
219.8	-	-	-	-	-	-	-	16.0	15.3	11.0	9.5	-	-	-
226.4	-	-	-	-	-	-	-	14.1	13.3	8.8	-	-	-	-
229.7	-	-	-	-	-	-	-	-	12.3	-	-	-	-	-
242.8	-	-	-	-	-	-	-	-	8.8	-	-	-	-	-

 275,600 lb 363,800 lb



496,100 lb + 110,200 lb		36.1-62.3 ft		27.6 ft		32.2 ft/s		360°		75%			
177.2 ft		196.9 ft		216.5 ft		236.2 ft		SSL_1					
0 lb		0 lb-716.6klb		0 lb-716.6klb		0 lb-716.6klb		0 lb-716.6klb		0 lb-716.6klb			
ft		1,000 lb										ft	
26.2	956.8	1433.0	-	-	-	-	-	-	-	-	-	26.2	
29.5	846.6	1433.0	806.9	1258.8	-	-	-	-	-	-	-	29.5	
32.8	758.4	1433.0	734.1	1258.8	698.9	1122.2	663.6	981.1	-	-	-	32.8	
39.4	637.1	1433.0	608.5	1258.8	582.0	1117.7	555.6	981.1	-	-	-	39.4	
45.9	540.1	1269.9	515.9	1258.8	496.0	1106.7	476.2	981.1	-	-	-	45.9	
52.5	467.4	1128.8	447.5	1124.4	432.1	1093.5	414.5	978.9	-	-	-	52.5	
59.1	405.7	1016.3	392.4	1009.7	379.2	1009.7	366.0	963.4	-	-	-	59.1	
65.6	348.3	921.5	343.9	917.1	337.3	914.9	326.3	912.7	-	-	-	65.6	
72.2	302.0	844.4	297.6	837.8	297.6	837.8	293.2	833.3	-	-	-	72.2	
78.7	264.6	776.0	262.4	771.6	262.4	769.4	260.1	765.0	-	-	-	78.7	
85.3	235.9	718.7	231.5	714.3	231.5	712.1	229.3	707.7	-	-	-	85.3	
91.9	212.7	668.0	208.3	663.6	208.3	661.4	206.1	657.0	-	-	-	91.9	
98.4	191.8	621.7	187.4	615.1	187.4	615.1	185.2	610.7	-	-	-	98.4	
111.5	160.9	545.3	157.3	541.6	156.5	540.1	153.6	537.2	-	-	-	111.5	
124.7	135.6	476.9	131.9	476.2	130.8	474.7	127.6	472.5	-	-	-	124.7	
137.8	115.7	416.7	111.3	418.9	110.2	418.9	107.4	416.7	-	-	-	137.8	
150.9	101.6	353.5	96.6	374.8	95.1	377.7	91.6	375.5	-	-	-	150.9	
160.8	91.7	317.5	86.5	340.2	84.7	348.7	80.8	346.9	-	-	-	160.8	
164.0	-	-	83.8	327.8	81.8	340.2	77.8	338.8	-	-	-	164.0	
177.2	-	-	72.8	288.8	70.3	306.4	65.9	306.4	-	-	-	177.2	
190.3	-	-	-	-	61.7	264.1	57.1	278.5	-	-	-	190.3	
193.6	-	-	-	-	59.5	257.9	54.9	271.5	-	-	-	193.6	
203.4	-	-	-	-	-	-	49.2	246.9	-	-	-	203.4	
210.0	-	-	-	-	-	-	45.6	229.3	-	-	-	210.0	

	0 lb	275,600 lb	363,800 lb	452,000 lb	540,200 lb	628,400 lb	716,600 lb
---	------	------------	------------	------------	------------	------------	------------

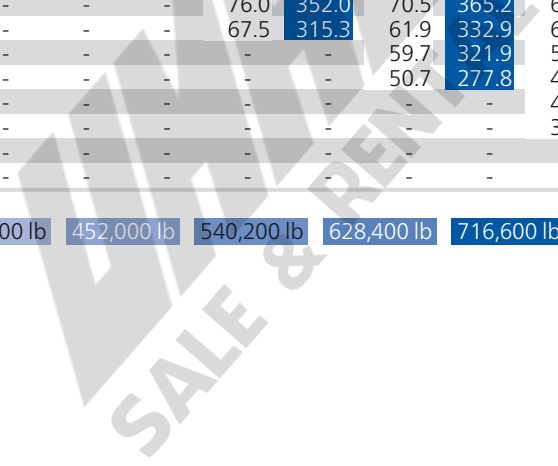


496,100 lb + 110,200 lb 36.1-62.3 ft 27.6 ft 32.2 ft/s 360° 75%													
255.9 ft 275.6 ft 295.3 ft 315.0 ft 334.6 ft 354.3 ft													
SSL_1													
0 lb 0 lb-716.6klb 0 lb 0 lb-716.6klb 0 lb 0 lb-716.6klb 0 lb 0 lb-716.6klb 0 lb 0 lb-716.6klb 0 lb 0 lb-716.6klb													
1,000 lb													
ft													ft
36.1	579.8	828.9	553.4	745.2	-	-	-	-	-	-	-	-	36.1
39.4	533.5	828.9	511.5	745.2	493.8	668.0	471.8	590.8	-	-	-	-	39.4
42.7	496.0	828.9	476.2	745.2	459.7	668.0	439.8	590.8	421.1	522.5	403.4	460.8	42.7
45.9	458.6	828.9	440.9	745.2	425.5	668.0	407.9	590.8	392.4	522.5	377.0	460.8	45.9
52.5	401.2	828.9	385.8	745.2	372.6	668.0	359.4	590.8	346.1	522.5	330.7	460.8	52.5
59.1	354.9	813.5	339.5	745.2	330.7	668.0	317.5	590.8	306.4	522.5	293.2	458.6	59.1
65.6	315.3	809.1	304.2	731.9	295.4	668.0	284.4	590.8	273.4	522.5	262.4	458.6	65.6
72.2	284.4	802.5	273.4	725.3	266.8	659.2	255.7	588.6	246.9	518.1	235.9	456.4	72.2
78.7	257.9	765.0	246.9	718.7	240.3	652.6	231.5	582.0	222.7	513.7	213.8	449.7	78.7
85.3	229.3	707.7	224.9	703.3	220.5	646.0	211.6	577.6	202.8	509.3	194.0	443.1	85.3
91.9	206.1	657.0	202.8	652.6	201.7	632.7	192.9	571.0	185.2	504.9	177.5	438.7	91.9
98.4	185.2	610.7	181.9	606.3	181.9	606.3	176.4	562.2	169.8	500.4	162.0	434.3	98.4
111.5	153.6	535.7	151.0	531.3	151.0	531.3	147.0	512.9	144.0	474.7	137.1	419.6	111.5
124.7	127.6	471.8	124.9	467.4	125.0	467.4	121.6	464.4	120.1	447.5	114.6	400.5	124.7
137.8	107.1	418.9	103.6	414.5	103.8	414.5	100.3	410.1	97.9	407.9	94.8	385.8	137.8
150.9	91.3	376.3	87.5	373.3	87.5	373.3	84.0	368.9	81.4	368.2	78.3	357.9	150.9
164.0	77.3	338.8	73.3	336.6	73.3	336.6	69.7	332.9	67.0	332.2	63.9	328.5	164.0
177.2	65.3	306.4	61.3	304.2	61.1	304.2	57.5	302.0	54.7	299.8	51.6	297.6	177.2
190.3	56.1	281.5	51.9	277.8	51.7	279.3	48.0	275.6	45.1	274.8	41.9	272.6	190.3
203.4	48.0	257.2	43.6	254.3	43.2	255.7	39.5	252.1	36.5	251.3	33.1	249.1	203.4
216.5	40.8	233.7	36.4	233.7	35.7	233.7	32.0	231.5	28.9	229.3	25.4	227.1	216.5
229.7	35.3	205.0	30.6	213.8	29.8	217.5	25.8	214.6	22.7	212.4	19.2	210.2	229.7
242.8	-	-	25.3	191.4	24.5	200.3	20.3	199.2	17.0	196.9	13.3	194.4	242.8
246.1	-	-	24.0	185.2	23.4	195.7	19.1	195.7	15.8	193.5	11.9	190.7	246.1
255.9	-	-	-	-	19.8	181.9	15.4	185.2	11.9	183.0	-	179.7	255.9
262.5	-	-	-	-	17.9	170.9	13.3	176.9	-	176.7	-	173.4	262.5
269.0	-	-	-	-	-	-	11.2	168.7	-	170.5	-	167.2	269.0
278.9	-	-	-	-	-	-	-	154.3	-	160.0	-	158.0	278.9
282.2	-	-	-	-	-	-	-	-	-	155.8	-	155.1	282.2
295.3	-	-	-	-	-	-	-	-	-	138.9	-	143.3	295.3
308.4	-	-	-	-	-	-	-	-	-	-	-	127.9	308.4
315.0	-	-	-	-	-	-	-	-	-	-	-	120.2	315.0

0 lb 275,600 lb 363,800 lb 452,000 lb 540,200 lb 628,400 lb 716,600 lb

363,800 lb + 110,200 lb 36.1-62.3 ft 27.6 ft 32.2 ft/s 360° 75%																
118.1 ft 137.8 ft 157.5 ft 177.2 ft 196.9 ft 216.5 ft 236.2 ft																
SSL_1																
0 lb 0lb-716.6klb 0 lb 0lb-716.6klb 0 lb 0lb-716.6klb 0 lb 0lb-716.6klb 0 lb 0lb-716.6klb 0 lb 0lb-716.6klb 0 lb 0lb-716.6klb																
ft 1,000 lb ft																
23.0	1175.1	1433.0	1080.3	1433.0	-	-	-	-	-	-	-	-	-	-	-	23.0
26.2	994.3	1433.0	923.7	1433.0	859.8	1433.0	806.9	1433.0	-	-	-	-	-	-	-	26.2
29.5	859.8	1433.0	804.7	1433.0	756.2	1433.0	712.1	1433.0	670.2	1258.8	-	-	-	-	-	29.5
32.8	756.2	1433.0	712.1	1433.0	672.4	1433.0	637.1	1433.0	601.9	1258.8	573.2	1122.2	542.3	981.1	32.8	
39.4	608.5	1433.0	577.6	1433.0	549.0	1426.4	522.5	1422.0	498.2	1258.8	476.2	1117.7	454.2	981.1	39.4	
45.9	500.4	1265.5	482.8	1258.8	460.8	1252.2	440.9	1247.8	421.1	1241.2	403.4	1100.1	385.8	981.1	45.9	
52.5	407.9	1126.6	403.4	1122.2	394.6	1115.5	379.2	1108.9	363.8	1104.5	350.5	1093.5	335.1	972.2	52.5	
59.1	341.7	1014.1	337.3	1009.7	335.1	1003.1	330.7	998.7	317.5	992.1	306.4	992.1	293.2	963.4	59.1	
65.6	291.0	923.7	288.8	917.1	284.4	910.5	282.2	906.1	277.8	899.5	271.2	899.5	260.1	895.1	65.6	
72.2	253.5	844.4	251.3	840.0	246.9	833.3	242.5	828.9	240.3	822.3	240.3	822.3	233.7	817.9	72.2	
78.7	224.9	758.4	220.5	773.8	217.2	767.2	213.8	762.8	209.4	756.2	209.4	756.2	207.2	751.8	78.7	
85.3	200.6	674.6	196.2	712.1	192.9	707.7	188.5	701.1	185.2	696.7	185.2	694.5	183.0	692.3	85.3	
91.9	180.8	612.9	176.4	659.2	172.0	654.8	168.7	648.2	164.2	643.8	164.2	641.5	162.0	639.3	91.9	
98.4	163.1	544.5	159.8	606.3	155.4	608.5	151.0	601.9	147.7	597.5	146.6	595.2	144.4	593.0	98.4	
108.3	143.3	465.2	141.1	523.6	136.1	553.4	132.3	547.8	128.5	543.4	127.6	541.2	125.2	537.9	108.3	
111.5	-	-	134.8	496.0	129.7	535.0	126.0	529.8	122.1	525.4	121.3	523.2	118.8	519.6	111.5	
124.7	-	-	112.4	410.1	108.8	457.1	105.1	466.6	100.6	462.2	99.7	460.0	96.8	456.4	124.7	
137.8	-	-	-	-	92.8	385.8	88.2	412.3	83.1	407.9	81.8	405.7	78.3	403.4	137.8	
144.4	-	-	-	-	86.4	350.5	82.1	382.1	76.8	386.5	75.3	385.1	71.7	382.1	144.4	
150.9	-	-	-	-	-	-	76.0	352.0	70.5	365.2	68.9	364.5	65.0	360.8	150.9	
160.8	-	-	-	-	-	-	67.5	315.3	61.9	332.9	60.0	335.8	56.0	331.4	160.8	
164.0	-	-	-	-	-	-	-	-	59.7	321.9	57.6	327.8	53.6	323.3	164.0	
177.2	-	-	-	-	-	-	-	-	50.7	277.8	48.1	295.4	43.9	291.0	177.2	
190.3	-	-	-	-	-	-	-	-	-	-	41.0	261.9	36.5	267.5	190.3	
193.6	-	-	-	-	-	-	-	-	-	-	39.2	253.5	34.7	261.6	193.6	
203.4	-	-	-	-	-	-	-	-	-	-	-	-	30.0	242.5	203.4	
210.0	-	-	-	-	-	-	-	-	-	-	-	-	27.1	229.3	210.0	

	0 lb	275,600 lb	363,800 lb	452,000 lb	540,200 lb	628,400 lb	716,600 lb
--	------	------------	------------	------------	------------	------------	------------



363,800 lb + 110,200 lb 36.1-62.3 ft 27.6 ft 32.2 ft/s 360° 75%													
255.9 ft 275.6 ft 295.3 ft 315.0 ft 334.6 ft 354.3 ft													
SSL_1													
0 lb 0lb-716.6klb 0 lb 0lb-716.6klb 0 lb 0lb-716.6klb 0 lb 0lb-716.6klb 0 lb 0lb-716.6klb 0 lb 0lb-716.6klb													
1,000 lb													
ft	1,000 lb												ft
36.1	474.0	828.9	451.9	745.2	-	-	-	-	-	-	-	-	36.1
39.4	434.3	828.9	414.5	745.2	399.0	668.0	381.4	590.8	-	-	-	-	39.4
42.7	403.4	828.9	384.7	745.2	371.5	668.0	354.9	590.8	339.5	522.5	324.1	460.8	42.7
45.9	372.6	828.9	354.9	745.2	343.9	668.0	328.5	590.8	315.3	522.5	302.0	460.8	45.9
52.5	324.1	820.1	308.6	745.2	299.8	668.0	286.6	590.8	275.6	522.5	262.4	460.8	52.5
59.1	284.4	813.5	273.4	736.3	264.6	668.0	253.5	590.8	242.5	522.5	231.5	458.6	59.1
65.6	251.3	809.1	242.5	729.7	235.9	659.2	224.9	590.8	216.1	522.5	206.1	458.6	65.6
72.2	224.9	802.5	216.1	725.3	210.5	652.6	201.7	588.6	192.9	518.1	184.1	456.4	72.2
78.7	203.9	751.8	195.1	718.7	189.6	648.2	180.8	582.0	173.1	513.7	165.3	449.7	78.7
85.3	183.0	692.3	176.4	687.8	172.0	643.8	164.2	577.6	156.5	507.1	148.8	443.1	85.3
91.9	162.0	637.1	158.7	632.7	156.5	632.7	148.8	571.0	141.1	502.7	133.4	438.7	91.9
98.4	144.4	590.8	142.2	586.4	142.2	586.4	134.5	555.6	127.9	500.4	121.3	434.3	98.4
111.5	118.8	518.8	115.7	514.4	115.9	514.4	111.3	501.2	107.3	474.7	101.0	417.4	111.5
124.7	96.7	456.4	93.1	451.9	93.3	451.9	90.2	448.3	87.5	443.1	82.5	400.5	124.7
137.8	78.0	403.4	74.3	399.0	74.5	399.0	71.2	396.8	68.6	394.6	65.7	385.8	137.8
150.9	64.7	360.8	60.9	356.4	61.0	356.4	57.5	354.2	54.9	352.0	51.9	347.6	150.9
164.0	53.1	323.3	49.2	319.7	49.2	319.7	45.6	316.7	42.9	314.5	39.8	312.3	164.0
177.2	43.2	291.0	39.0	288.8	39.0	288.8	35.3	284.4	32.6	282.2	29.3	280.0	177.2
190.3	35.6	266.0	31.4	263.8	31.1	262.4	27.3	259.4	24.5	257.2	21.2	255.0	190.3
203.4	28.8	244.0	24.5	241.0	24.0	239.6	20.3	237.0	17.2	234.6	13.8	230.8	203.4
206.7	27.3	239.2	23.0	235.9	22.5	234.8	18.7	232.0	15.6	229.5	12.1	224.9	206.7
213.3	24.4	229.6	20.0	225.6	19.4	225.2	15.7	222.1	12.3	219.4	-	216.1	213.3
216.5	22.9	224.9	18.5	220.5	17.9	220.5	14.1	217.2	-	215.0	-	211.6	216.5
223.1	20.7	215.0	16.2	212.7	15.4	212.1	11.2	208.3	-	206.5	-	203.6	223.1
229.7	18.5	205.0	13.8	205.0	12.9	203.7	-	200.6	-	198.0	-	195.5	229.7
232.9	-	-	12.6	201.2	11.7	199.5	-	196.8	-	193.8	-	191.4	232.9
236.2	-	-	11.5	197.3	-	196.2	-	192.9	-	189.6	-	187.4	236.2
242.8	-	-	-	189.2	-	189.6	-	185.9	-	183.0	-	180.4	242.8
246.1	-	-	-	185.2	-	186.3	-	182.4	-	179.7	-	176.9	246.1
255.9	-	-	-	-	-	176.4	-	172.0	-	169.8	-	166.4	255.9
262.5	-	-	-	-	-	169.8	-	166.4	-	163.9	-	160.6	262.5
269.0	-	-	-	-	-	-	-	160.9	-	158.0	-	154.7	269.0
278.9	-	-	-	-	-	-	-	152.1	-	149.7	-	146.2	278.9
282.2	-	-	-	-	-	-	-	-	-	147.3	-	143.7	282.2
295.3	-	-	-	-	-	-	-	-	-	137.8	-	133.4	295.3
308.4	-	-	-	-	-	-	-	-	-	-	-	124.6	308.4
315.0	-	-	-	-	-	-	-	-	-	-	-	120.2	315.0

	0 lb	275,600 lb	363,800 lb	452,000 lb	540,200 lb	628,400 lb	716,600 lb
--	------	------------	------------	------------	------------	------------	------------

363,800 lb + 110,200 lb 36.1-62.3 ft 27.6 ft 32.2 ft/s 360° 75%																				
177.2 ft 196.9 ft 216.5 ft 236.2 ft 255.9 ft 275.6 ft 295.3 ft																				
LSL_2 LSL_1 LSL_2 LSL_1 LSL_2 LSL_1 LSL_2 LSL_1 LSL_2																				
0 lb 0 lb																				
0 lb-716.6 klb 0 lb-716.6 klb																				
1,000 lb																				
ft																				ft
26.2	765.0	765.0	-	-	-	-	-	-	-	-	-	-	-	-	-	-	-	-	-	26.2
29.5	705.5	765.0	665.8	765.0	630.5	765.0	-	-	-	-	-	-	-	-	-	-	-	-	-	29.5
32.8	632.7	765.0	599.7	765.0	568.8	765.0	555.6	765.0	765.0	529.1	716.5	729.7	-	-	-	-	-	-	-	32.8
36.1	576.5	765.0	547.8	765.0	521.4	765.0	511.5	765.0	765.0	487.2	716.5	729.7	465.2	597.5	661.4	445.3	551.2	608.5	36.1	
39.4	520.3	765.0	496.0	765.0	474.0	765.0	467.4	765.0	765.0	445.3	716.5	729.7	429.9	597.5	661.4	412.3	551.2	608.5	39.4	
45.9	440.9	765.0	421.1	765.0	403.4	765.0	401.2	765.0	765.0	383.6	716.5	729.7	372.6	597.5	661.4	357.1	546.7	606.3	45.9	
52.5	381.4	765.0	366.0	765.0	350.5	765.0	348.3	765.0	765.0	335.1	712.1	723.1	326.3	595.2	659.2	313.1	546.7	604.1	52.5	
59.1	332.9	765.0	321.9	765.0	308.6	765.0	308.6	765.0	765.0	295.4	709.9	723.1	288.8	582.0	643.8	277.8	533.5	588.6	59.1	
65.6	288.8	765.0	284.4	765.0	273.4	765.0	275.6	765.0	765.0	264.6	709.9	723.1	257.9	575.4	639.3	246.9	520.3	575.4	65.6	
72.2	251.3	765.0	249.1	765.0	244.7	765.0	246.9	743.0	756.2	238.1	707.7	716.5	233.7	571.0	637.1	222.7	511.5	566.6	72.2	
78.7	220.5	765.0	219.4	765.0	215.0	762.8	222.7	718.7	731.9	216.1	679.0	690.0	211.6	557.8	623.9	202.8	500.4	555.6	78.7	
85.3	197.3	712.1	194.0	707.7	190.7	703.3	197.3	696.7	703.3	194.0	652.6	661.4	192.9	537.9	599.7	185.2	485.0	537.9	85.3	
91.9	177.5	659.2	174.2	654.8	170.9	650.4	177.5	657.0	650.4	173.1	626.1	634.9	175.3	518.1	575.4	169.8	465.2	518.1	91.9	
98.4	159.8	612.9	157.6	608.5	153.2	604.1	159.8	610.7	604.1	155.4	601.9	599.7	157.6	498.2	553.4	155.4	447.5	498.2	98.4	
111.5	134.8	540.9	131.9	536.5	127.5	532.0	133.4	538.7	532.0	129.7	531.3	527.6	131.2	457.1	506.3	129.0	412.3	457.1	111.5	
124.7	114.0	476.9	110.6	472.5	106.3	468.1	111.6	474.0	468.9	108.2	468.9	464.4	109.4	418.9	458.6	107.1	377.0	416.7	124.7	
137.8	97.2	421.1	93.7	416.7	89.5	412.3	94.6	416.7	414.5	90.8	414.5	410.1	92.4	383.6	410.1	89.7	341.7	377.0	137.8	
150.9	85.2	365.2	81.5	375.5	76.9	371.1	81.9	375.5	371.8	77.6	371.8	368.9	79.1	351.3	367.4	76.2	313.8	344.7	150.9	
160.8	76.7	324.1	73.1	344.7	68.2	342.5	73.2	346.9	342.8	68.5	342.5	340.2	70.0	328.1	338.0	66.9	293.6	321.1	160.8	
164.0	-	-	70.8	334.4	65.8	334.4	70.7	338.8	335.1	66.0	334.4	332.2	67.5	321.1	330.0	64.4	287.3	313.8	164.0	
177.2	-	-	61.5	293.2	56.2	302.0	60.8	306.4	304.2	56.0	302.0	299.8	57.3	293.2	297.6	54.2	262.4	284.4	177.2	
190.3	-	-	-	-	48.8	272.1	53.4	281.5	279.3	48.4	277.0	274.8	49.5	266.8	272.6	46.3	240.3	256.5	190.3	
193.6	-	-	-	-	47.0	264.6	51.5	275.2	273.0	46.4	270.8	268.6	47.6	260.1	266.4	44.3	234.8	249.5	193.6	
203.4	-	-	-	-	-	-	46.6	259.0	256.8	41.6	255.0	252.8	42.5	241.4	248.4	39.2	219.4	230.8	203.4	
210.0	-	-	-	-	-	-	43.7	249.1	246.9	38.7	245.4	243.2	39.5	229.3	236.6	36.0	209.4	219.0	210.0	
216.5	-	-	-	-	-	-	-	-	-	35.7	235.9	233.7	36.4	218.3	224.9	32.8	199.5	209.4	216.5	
226.4	-	-	-	-	-	-	-	-	-	32.2	219.4	218.3	32.8	204.5	207.8	29.1	186.8	194.6	226.4	
229.7	-	-	-	-	-	-	-	-	-	-	-	-	31.7	199.9	202.1	27.9	183.4	189.6	229.7	
242.8	-	-	-	-	-	-	-	-	-	-	-	-	27.3	181.1	184.1	23.4	168.7	170.5	242.8	
246.1	-	-	-	-	-	-	-	-	-	-	-	-	26.2	176.4	180.8	22.4	164.8	165.9	246.1	
255.9	-	-	-	-	-	-	-	-	-	-	-	-	-	-	-	19.4	153.2	152.1	255.9	
262.5	-	-	-	-	-	-	-	-	-	-	-	-	-	-	-	17.6	145.5	147.7	262.5	

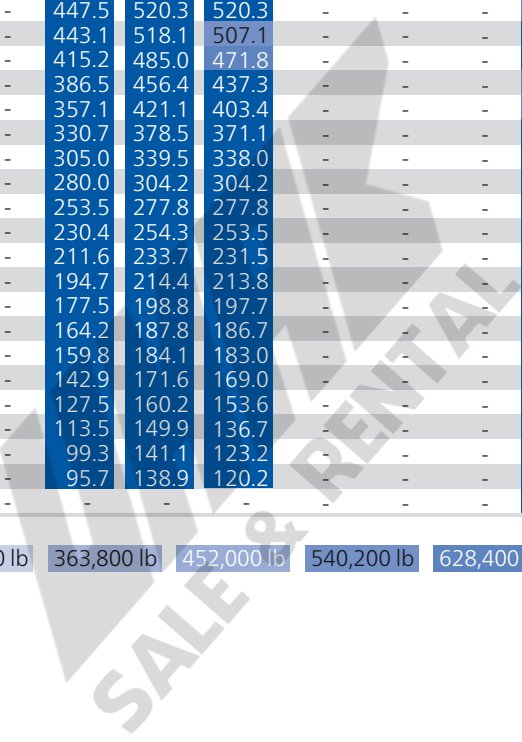
	0 lb	143,300 lb	275,600 lb	363,800 lb	452,000 lb	540,200 lb	628,400 lb	716,600 lb
--	------	------------	------------	------------	------------	------------	------------	------------

363,800 lb + 110,200 lb 36.1-62.3 ft 27.6 ft 32.2 ft/s 360° 75%																	
315.0 ft 324.8 ft 334.6 ft 344.5 ft																	
LSL_1 LSL_2 LSL_7 LSL_1 LSL_2 LSL_7 LSL_9 LSL_11 LSL_7 LSL_9 LSL_11																	
0 lb 0 lb - 716.6 klb 0 lb 0 lb - 716.6 klb 0 lb 0 lb - 716.6 klb 0 lb 0 lb - 716.6 klb																	
ft 1,000 lb ft																	
39.4	394.6	476.2	533.5	586.4	366.0	557.8	379.2	432.1	480.6	526.9	588.6	604.1	-	-	-	-	39.4
42.7	369.3	474.0	531.3	586.4	340.6	557.8	353.8	432.1	478.4	526.9	588.6	601.9	324.1	500.4	562.2	577.6	42.7
45.9	343.9	471.8	529.1	586.4	315.3	557.8	328.5	432.1	476.2	526.9	588.6	599.7	302.0	500.4	562.2	575.4	45.9
52.5	302.0	467.4	529.1	586.4	275.6	557.8	288.8	432.1	476.2	526.9	588.6	597.5	262.4	500.4	562.2	573.2	52.5
59.1	266.8	458.6	529.1	586.4	242.5	557.8	257.9	432.1	476.2	526.9	584.2	593.0	231.5	500.4	557.8	568.8	59.1
65.6	240.3	449.7	529.1	582.0	216.1	555.6	229.3	429.9	476.2	526.9	582.0	586.4	206.1	500.4	553.4	564.4	65.6
72.2	217.2	440.9	529.1	573.2	192.9	544.5	208.3	427.7	476.2	515.9	579.8	582.0	184.1	491.6	553.4	560.0	72.2
78.7	196.2	432.1	529.1	571.0	173.1	540.1	188.5	427.7	474.0	507.1	568.8	573.2	165.3	478.4	542.3	555.6	78.7
85.3	178.6	423.3	529.1	571.0	156.5	537.9	172.0	425.5	474.0	504.9	562.2	566.6	148.8	476.2	533.5	549.0	85.3
91.9	164.2	407.9	515.9	568.8	141.1	537.9	156.5	423.3	474.0	502.7	553.4	555.6	134.5	471.8	526.9	540.1	91.9
98.4	151.0	394.6	509.3	546.7	129.0	522.5	143.3	418.9	471.8	493.8	535.7	540.1	121.3	467.4	509.3	524.7	98.4
111.5	126.0	365.2	474.7	499.7	108.0	488.7	122.0	400.5	459.3	460.8	499.0	507.8	101.3	435.8	474.0	489.4	111.5
124.7	104.9	335.8	448.3	449.7	88.0	446.1	102.5	375.5	438.0	427.7	463.0	469.6	82.5	406.4	439.5	454.9	124.7
137.8	87.5	306.4	405.7	396.8	69.2	394.6	84.9	363.8	401.2	392.4	427.7	425.5	64.8	377.0	405.7	421.1	137.8
150.9	73.9	281.5	363.0	354.2	55.7	352.0	71.1	346.9	358.6	351.3	383.6	381.4	51.3	344.7	374.8	378.5	150.9
164.0	61.9	257.9	325.5	316.7	43.9	315.3	59.0	326.3	321.9	314.5	343.9	342.5	39.5	312.3	341.7	340.2	164.0
177.2	51.6	235.9	293.2	284.4	33.7	284.4	48.7	295.4	291.0	282.2	308.6	308.6	29.3	280.0	306.4	306.4	177.2
190.3	43.7	217.5	268.2	259.4	25.9	257.9	40.6	270.4	264.6	257.2	282.2	280.7	21.4	255.0	280.0	278.5	190.3
203.4	36.5	199.2	246.2	237.4	18.9	235.2	33.4	247.7	241.8	234.4	258.7	256.5	14.2	232.4	256.5	254.3	203.4
213.3	31.8	186.1	231.9	223.0	14.1	220.8	28.7	232.2	227.4	219.0	243.2	241.0	9.3	217.2	241.0	238.8	213.3
216.5	30.2	181.9	227.1	218.3	12.6	216.1	27.1	227.1	222.7	213.8	238.1	235.9	-	211.6	235.9	233.7	216.5
223.1	27.6	174.2	218.6	210.0	9.9	207.2	24.5	219.4	214.6	205.5	229.3	226.5	-	203.6	226.5	222.7	223.1
229.7	25.1	166.4	210.2	201.7	-	199.5	21.8	211.6	206.5	197.5	220.5	217.2	-	195.5	217.2	215.0	229.7
242.8	20.4	151.8	195.1	187.0	-	184.8	17.1	196.9	191.1	182.6	204.3	202.1	-	180.4	201.7	199.9	242.8
255.9	16.3	140.0	181.9	173.1	-	170.9	13.0	183.0	177.5	168.7	189.6	187.4	-	166.4	186.3	185.2	255.9
269.0	13.1	127.5	170.1	161.3	-	159.1	9.3	170.9	165.7	157.6	177.1	174.9	-	150.3	171.6	172.7	269.0
278.9	10.8	119.0	162.0	153.2	-	150.7	-	163.0	157.4	148.3	167.6	166.1	-	138.2	160.0	162.8	278.9
282.2	-	-	-	-	-	148.3	-	160.6	155.1	144.4	164.2	163.5	-	134.1	155.8	159.1	282.2
288.7	-	-	-	-	-	143.3	-	155.8	150.3	136.7	157.6	158.4	-	126.0	147.3	151.8	288.7
295.3	-	-	-	-	-	-	-	151.0	145.5	129.0	151.0	153.2	-	121.3	140.0	144.4	295.3
305.1	-	-	-	-	-	-	-	-	-	-	-	-	-	110.2	131.2	131.2	305.1

	0 lb	143,300 lb	275,600 lb	363,800 lb	452,000 lb	540,200 lb	628,400 lb	716,600 lb
--	------	------------	------------	------------	------------	------------	------------	------------

363,800 lb + 110,200 lb 36.1-62.3 ft 27.6 ft 32.2 ft/s 360° 75%														
354.3 ft 364.2 ft														
LSL_1 LSL_2 LSL_5 LSL_7 LSL_9 LSL_11 LSL_13 LSL_5 LSL_7 LSL_9 LSL_11 LSL_13														
0 lb 0 lb - 716.6 klb 0 lb 0 lb - 716.6 klb														
1,000 lb														
ft														ft
42.7	337.3	390.2	429.9	-	478.4	533.5	553.4	-	-	-	456.4	509.3	529.1	42.7
45.9	315.3	390.2	429.9	-	478.4	533.5	553.4	-	-	-	456.4	509.3	529.1	45.9
52.5	275.6	390.2	429.9	-	478.4	533.5	549.0	-	-	-	456.4	509.3	526.9	52.5
59.1	244.7	390.2	429.9	-	478.4	533.5	546.7	-	-	-	451.9	509.3	524.7	59.1
65.6	220.5	388.0	429.9	-	476.2	533.5	540.1	-	-	-	447.5	509.3	520.3	65.6
72.2	198.4	388.0	429.9	-	471.8	533.5	537.9	-	-	-	443.1	509.3	515.9	72.2
78.7	179.7	385.8	429.9	-	458.6	529.1	535.7	-	-	-	434.3	504.9	513.7	78.7
85.3	163.1	385.8	427.7	-	451.9	524.7	526.9	-	-	-	427.7	500.4	502.7	85.3
91.9	148.8	383.6	427.7	-	447.5	520.3	520.3	-	-	-	421.1	500.4	493.8	91.9
98.4	135.6	383.6	427.7	-	443.1	518.1	507.1	-	-	-	416.7	496.0	482.8	98.4
111.5	115.6	374.8	421.8	-	415.2	485.0	471.8	-	-	-	391.7	469.6	447.5	111.5
124.7	97.5	359.4	406.4	-	386.5	456.4	437.3	-	-	-	365.2	443.9	413.7	124.7
137.8	81.4	348.3	399.0	-	357.1	421.1	403.4	-	-	-	337.3	418.9	381.4	137.8
150.9	67.5	332.9	356.4	-	330.7	378.5	371.1	-	-	-	310.9	376.3	352.0	150.9
164.0	55.4	316.7	318.9	-	305.0	339.5	338.0	-	-	-	285.9	337.3	323.3	164.0
177.2	45.0	293.2	286.6	-	280.0	304.2	304.2	-	-	-	262.4	302.0	295.4	177.2
190.3	36.9	268.2	261.6	-	253.5	277.8	277.8	-	-	-	240.3	275.6	271.9	190.3
203.4	29.6	245.4	239.2	-	230.4	254.3	253.5	-	-	-	219.7	251.3	249.6	203.4
216.5	23.1	224.9	219.4	-	211.6	233.7	231.5	-	-	-	200.6	229.3	227.1	216.5
229.7	17.9	208.7	202.6	-	194.7	214.4	213.8	-	-	-	182.2	212.4	208.7	229.7
242.8	13.0	193.6	187.4	-	177.5	198.8	197.7	-	-	-	164.6	196.6	190.7	242.8
252.6	9.7	183.0	177.5	-	164.2	187.8	186.7	-	-	-	151.9	185.6	177.5	252.6
255.9	-	179.7	174.2	-	159.8	184.1	183.0	-	-	-	147.7	181.9	173.1	255.9
269.0	-	167.9	162.4	-	142.9	171.6	169.0	-	-	-	132.3	169.4	156.2	269.0
282.2	-	156.9	151.4	-	127.5	160.2	153.6	-	-	-	117.4	158.0	141.5	282.2
295.3	-	146.6	141.1	-	113.5	149.9	136.7	-	-	-	103.2	147.7	126.8	295.3
308.4	-	137.8	133.2	-	99.3	141.1	123.2	-	-	-	90.4	138.2	111.7	308.4
311.7	-	135.6	131.2	-	95.7	138.9	120.2	-	-	-	87.5	135.8	109.7	311.7
321.5	-	-	-	-	-	-	-	-	-	-	78.0	130.1	100.5	321.5

	0 lb	143,300 lb	275,600 lb	363,800 lb	452,000 lb	540,200 lb	628,400 lb	716,600 lb
--	------	------------	------------	------------	------------	------------	------------	------------



363,800 lb + 110,200 lb 36.1-62.3 ft 27.6 ft 32.2 ft/s 360° 75%															
374.0 ft								383.9 ft							
LSL_1		LSL_2		LSL_5		LSL_7		LSL_9		LSL_11		LSL_13		LSL_13	
0 lb		0 lb - 716.6 klb								0 lb		0 lb - 716.6 klb			
ft	1,000 lb														ft
42.7	321.9	357.1	388.0	407.9	429.9	482.8	507.1	-	-	-	-	-	-	-	42.7
45.9	302.0	357.1	385.8	407.9	429.9	482.8	507.1	-	280.0	385.8	405.7	460.8	485.0	-	45.9
52.5	264.6	357.1	385.8	407.9	429.9	482.8	504.9	-	246.9	385.8	405.7	460.8	480.6	-	52.5
59.1	235.9	354.9	385.8	407.9	429.9	482.8	502.7	-	218.3	385.8	405.7	460.8	480.6	-	59.1
65.6	210.5	354.9	385.8	407.9	429.9	482.8	493.8	-	194.0	385.8	403.4	460.8	471.8	-	65.6
72.2	189.6	352.7	385.8	407.9	429.9	482.8	491.6	-	173.1	385.8	403.4	458.6	465.2	-	72.2
78.7	170.9	352.7	385.8	405.7	427.7	478.4	489.4	-	155.4	383.6	403.4	456.4	463.0	-	78.7
85.3	155.4	350.5	385.8	405.7	423.3	478.4	480.6	-	140.0	383.6	401.2	456.4	456.4	-	85.3
91.9	141.1	350.5	383.6	403.4	423.3	471.8	469.6	-	126.8	381.4	401.2	451.9	445.3	-	91.9
98.4	129.0	350.5	383.6	394.6	421.1	465.2	458.6	-	114.6	379.2	399.0	449.7	434.3	-	98.4
111.5	109.4	343.2	380.7	379.9	406.4	439.5	426.2	-	95.2	367.4	387.3	429.9	403.4	-	111.5
124.7	92.2	331.4	374.1	366.0	391.7	413.7	393.9	-	78.3	354.2	372.6	410.8	372.6	-	124.7
137.8	77.2	321.9	368.2	357.1	377.0	390.2	361.6	-	63.7	343.9	359.4	392.4	341.7	-	137.8
150.9	63.3	310.1	343.9	338.0	341.7	363.8	333.6	-	51.2	332.9	334.4	364.5	313.8	-	150.9
164.0	51.2	296.9	316.7	314.5	307.9	335.8	306.4	-	39.8	312.3	305.7	333.6	287.3	-	164.0
177.2	40.8	286.6	284.4	282.2	275.6	302.0	280.0	-	29.5	280.0	273.4	299.8	262.4	-	177.2
190.3	32.7	263.1	259.4	257.2	250.6	274.1	256.5	-	21.5	255.0	248.4	271.9	238.8	-	190.3
203.4	25.4	241.0	237.0	234.4	227.1	249.6	234.8	-	14.2	232.4	226.4	247.7	217.2	-	203.4
213.3	20.6	225.6	222.1	219.0	213.0	233.7	219.9	-	9.3	217.2	211.2	232.2	203.1	-	213.3
216.5	19.0	220.5	217.2	213.8	208.3	229.3	215.0	-	-	211.6	206.1	227.1	198.4	-	216.5
229.7	13.7	204.3	199.9	196.9	192.2	211.6	196.6	-	-	195.5	190.0	209.4	180.8	-	229.7
239.5	9.7	192.9	188.3	185.2	180.6	199.2	183.4	-	-	183.9	178.4	196.9	168.1	-	239.5
242.8	-	189.4	184.8	181.9	177.1	195.5	179.3	-	-	180.4	174.9	193.3	164.2	-	242.8
255.9	-	175.3	170.9	168.7	163.1	180.8	163.1	-	-	166.4	160.9	178.6	148.8	-	255.9
269.0	-	163.5	159.1	156.9	151.4	168.3	147.7	-	-	154.7	149.2	166.1	134.1	-	269.0
282.2	-	152.9	148.4	145.9	140.4	156.5	132.6	-	-	143.7	137.8	154.3	120.2	-	282.2
295.3	-	143.3	138.9	135.6	130.1	145.5	119.0	-	-	133.4	126.8	143.3	107.1	-	295.3
308.4	-	134.5	130.1	126.8	120.6	136.7	106.1	-	-	124.6	117.2	134.5	94.2	-	308.4
321.5	-	126.1	121.7	119.0	111.8	128.1	93.1	-	-	117.3	108.4	126.0	81.6	-	321.5
331.4	-	120.2	115.7	113.5	105.8	122.4	83.3	-	-	111.3	102.3	120.0	73.6	-	331.4
334.6	-	-	-	-	-	-	-	-	-	109.3	100.3	117.9	71.0	-	334.6
337.9	-	-	-	-	-	-	-	-	-	107.6	98.3	115.7	68.1	-	337.9

0 lb
 143,300 lb
 275,600 lb
 363,800 lb
 452,000 lb
 540,200 lb
 628,400 lb
 716,600 lb

363,800 lb + 110,200 lb 36.1-62.3 ft 27.6 ft 32.2 ft/s 360° 75%															
393.7 ft 403.5 ft															
LSL_1 LSL_2 LSL_5 LSL_7 LSL_9 LSL_11 LSL_13 LSL_5 LSL_7 LSL_9 LSL_11 LSL_13															
0 lb 0 lb - 716.6 klb 0 lb 0 lb - 716.6 klb															
1,000 lb															
ft															ft
45.9	291.0	304.2	337.3	352.7	388.0	438.7	454.2	471.8	271.2	337.3	366.0	418.9	434.3	449.7	45.9
52.5	255.7	302.0	335.1	352.7	388.0	438.7	454.2	471.8	238.1	337.3	366.0	418.9	434.3	449.7	52.5
59.1	227.1	302.0	335.1	352.7	388.0	438.7	454.2	471.8	210.5	337.3	366.0	418.9	434.3	449.7	59.1
65.6	203.9	302.0	335.1	352.7	388.0	438.7	454.2	469.6	187.4	335.1	366.0	418.9	434.3	449.7	65.6
72.2	183.0	299.8	332.9	352.7	388.0	436.5	451.9	467.4	167.6	335.1	366.0	416.7	432.1	447.5	72.2
78.7	165.3	297.6	332.9	352.7	385.8	434.3	449.7	465.2	149.9	335.1	363.8	416.7	429.9	443.1	78.7
85.3	149.9	297.6	332.9	350.5	383.6	434.3	449.7	465.2	134.5	332.9	361.6	414.5	429.9	443.1	85.3
91.9	135.6	295.4	332.9	348.3	381.4	432.1	445.3	456.4	121.3	330.7	361.6	412.3	425.5	436.5	91.9
98.4	124.6	295.4	330.7	346.1	379.2	429.9	443.1	449.7	110.0	330.7	359.4	410.1	423.3	432.1	98.4
111.5	105.0	291.0	327.8	338.8	371.1	414.5	427.0	425.5	91.1	326.3	352.7	399.0	410.1	410.1	111.5
124.7	88.0	285.9	324.8	326.3	360.1	399.0	410.8	395.4	74.5	315.3	342.5	382.9	396.1	383.6	124.7
137.8	73.4	280.0	321.9	317.5	346.1	383.6	394.6	366.0	60.4	306.4	330.7	368.2	381.4	350.5	137.8
150.9	61.5	272.6	310.9	306.4	330.0	361.6	363.8	336.6	48.6	299.1	320.4	351.3	357.9	322.6	150.9
164.0	50.3	261.6	299.8	293.2	305.7	332.9	331.4	305.7	37.6	288.1	300.6	327.8	329.2	293.9	164.0
177.2	39.9	255.7	282.2	280.0	273.4	297.6	297.6	277.8	27.3	277.8	271.2	295.4	295.4	264.6	177.2
190.3	31.7	247.7	257.2	255.0	248.4	271.2	271.2	251.3	19.3	252.8	244.7	269.0	269.0	238.1	190.3
203.4	24.3	236.6	234.8	232.4	225.6	246.2	244.7	226.0	11.8	230.0	223.4	243.8	244.7	213.8	203.4
206.7	22.7	232.6	229.8	227.3	220.5	240.3	239.8	220.5	10.1	224.9	218.3	238.5	239.2	208.3	206.7
216.5	17.9	220.5	215.0	211.6	205.0	224.9	224.9	203.9	-	210.5	202.8	222.7	222.7	191.8	216.5
229.7	12.4	203.6	198.0	195.5	188.1	208.0	207.2	183.4	-	193.6	185.9	205.8	205.0	172.0	229.7
236.2	9.7	195.1	189.6	187.4	179.7	199.5	198.4	173.1	-	185.2	177.5	197.3	196.2	162.0	236.2
242.8	-	188.1	182.6	180.4	172.7	192.2	191.1	164.6	-	178.2	170.5	190.0	188.9	153.6	242.8
255.9	-	174.2	168.7	166.4	158.7	177.5	176.4	147.7	-	164.2	156.5	175.3	174.2	136.7	255.9
269.0	-	162.4	156.9	154.7	147.7	165.0	163.9	133.7	-	152.5	144.8	162.8	161.7	123.5	269.0
282.2	-	151.8	146.2	143.7	136.3	153.2	152.1	121.6	-	141.5	133.4	151.0	149.7	111.3	282.2
295.3	-	142.2	136.7	133.4	124.6	142.2	141.1	111.3	-	131.2	122.4	140.0	138.9	100.8	295.3
308.4	-	133.4	127.9	124.6	115.0	133.4	132.3	104.4	-	122.9	112.7	131.2	129.3	93.0	308.4
321.5	-	124.9	119.0	116.6	106.0	124.9	123.8	98.9	-	115.1	103.5	122.4	120.5	86.5	321.5
334.6	-	116.8	112.4	109.6	97.4	116.8	115.7	94.8	-	107.1	94.8	113.5	112.4	81.4	334.6
347.8	-	110.2	105.6	102.5	90.2	109.6	108.2	93.3	-	99.6	87.5	106.3	105.2	79.1	347.8
354.3	-	-	-	-	-	-	-	-	-	95.9	83.8	102.7	101.6	78.0	354.3

	0 lb	143,300 lb	275,600 lb	363,800 lb	452,000 lb	540,200 lb	628,400 lb	716,600 lb
--	------	------------	------------	------------	------------	------------	------------	------------

363,800 lb + 110,200 lb		36.1-62.3 ft							27.6 ft		32.2 ft/s			360°		75%																												
413.4 ft															423.2 ft																													
LSL_1 LSL_2 LSL_5 LSL_7 LSL_9 LSL_11 LSL_13															LSL_5 LSL_7 LSL_9 LSL_11 LSL_13																													
0 lb															0 lb - 716.6 klb																													
ft															1,000 lb															ft														
45.9	255.7	262.4	293.2	321.9	343.9	394.6	412.3	429.9	-	-	-	-	-	-	45.9																													
49.2	251.3	261.2	292.1	321.9	343.9	394.6	412.3	429.9	240.3	302.0	326.3	377.0	392.4	410.1	49.2																													
52.5	246.9	260.1	291.0	321.9	343.9	394.6	412.3	429.9	224.9	302.0	326.3	377.0	392.4	410.1	52.5																													
59.1	220.5	260.1	291.0	321.9	343.9	392.4	412.3	429.9	199.5	302.0	324.1	374.8	392.4	410.1	59.1																													
65.6	197.3	260.1	291.0	319.7	343.9	392.4	412.3	429.9	177.5	299.8	324.1	374.8	392.4	410.1	65.6																													
72.2	177.5	257.9	291.0	319.7	343.9	390.2	412.3	427.7	157.6	299.8	324.1	372.6	392.4	407.9	72.2																													
78.7	159.8	255.7	288.8	319.7	343.9	388.0	410.1	427.7	141.1	299.8	324.1	370.4	390.2	407.9	78.7																													
85.3	145.5	253.5	286.6	317.5	341.7	385.8	407.9	423.3	126.8	297.6	321.9	370.4	388.0	403.4	85.3																													
91.9	132.3	251.3	286.6	317.5	339.5	385.8	407.9	418.9	113.5	297.6	319.7	368.2	388.0	403.4	91.9																													
98.4	120.2	251.3	286.6	315.3	337.3	381.4	403.4	416.7	102.7	295.4	319.7	366.0	383.6	399.0	98.4																													
111.5	101.5	247.7	283.7	312.3	334.4	374.1	393.9	400.5	84.1	293.9	315.3	360.1	377.0	387.3	111.5																													
124.7	85.1	244.0	280.0	306.4	324.8	363.8	378.5	382.1	67.8	289.5	307.9	350.5	363.0	374.8	124.7																													
137.8	71.0	238.1	275.6	297.6	313.1	350.5	363.8	361.6	54.0	282.2	297.6	337.3	348.3	357.1	137.8																													
150.9	59.8	233.7	271.2	288.8	304.2	336.6	343.2	336.6	43.1	274.8	286.6	323.3	329.2	335.1	150.9																													
164.0	49.0	227.8	262.4	280.7	290.3	318.9	321.1	314.5	33.2	268.2	276.3	309.4	311.6	313.8	164.0																													
177.2	38.6	220.5	257.9	273.4	271.2	295.4	293.2	291.0	24.3	262.4	264.6	293.2	291.0	288.8	177.2																													
190.3	30.4	213.8	247.7	249.9	244.7	267.5	266.8	264.6	16.2	246.2	241.0	265.0	262.4	262.4	190.3																													
200.1	24.6	209.1	239.8	233.0	226.7	248.4	248.0	246.0	10.4	231.5	224.5	246.2	246.0	243.8	200.1																													
203.4	23.0	207.6	234.8	227.8	221.9	243.2	242.5	240.7	-	226.6	219.7	241.0	240.7	238.5	203.4																													
216.5	16.5	201.7	215.0	209.4	202.8	222.7	220.5	219.4	-	207.2	200.6	220.5	219.4	217.2	216.5																													
229.7	11.1	196.2	198.0	192.5	185.9	205.0	203.6	198.8	-	190.3	183.0	202.1	201.0	199.5	229.7																													
232.9	9.7	195.1	193.8	188.3	181.7	200.6	199.3	193.6	-	186.1	178.6	197.5	196.4	195.1	232.9																													
242.8	-	187.0	182.6	177.1	170.1	188.5	187.4	178.9	-	174.9	166.4	185.6	184.5	181.9	242.8																													
255.9	-	173.1	168.7	163.1	155.4	173.1	172.0	159.8	-	160.9	151.0	170.9	169.8	164.2	255.9																													
269.0	-	161.3	156.9	151.4	142.9	160.6	159.5	143.7	-	149.2	138.9	155.4	155.1	146.6	269.0																													
282.2	-	150.3	145.9	140.4	130.8	149.0	147.7	127.9	-	138.0	126.8	141.1	141.1	130.8	282.2																													
295.3	-	140.0	135.6	130.1	119.0	138.9	137.8	115.7	-	127.9	115.7	127.9	127.9	116.8	295.3																													
308.4	-	131.2	126.8	120.6	109.6	127.1	127.5	106.3	-	117.6	106.3	116.8	116.8	105.8	308.4																													
321.5	-	123.1	119.0	111.6	100.6	116.8	117.8	98.4	-	108.2	97.3	106.6	106.9	96.6	321.5																													
334.6	-	115.7	111.3	103.2	91.9	107.8	108.7	91.9	-	99.9	88.6	97.2	98.1	89.1	334.6																													
347.8	-	106.4	104.7	95.5	84.2	100.3	101.5	88.8	-	92.2	81.0	89.4	90.5	84.8	347.8																													
360.9	-	94.1	95.4	88.5	77.3	93.5	94.9	86.9	-	85.1	73.9	82.4	83.4	81.6	360.9																													
364.2	-	91.1	92.4	86.9	75.6	91.9	93.5	86.6	-	83.5	72.3	80.8	81.8	81.5	364.2																													
374.0	-	-	-	-	-	-	-	-	-	78.7	67.5	76.1	77.6	81.1	374.0																													



363,800 lb + 110,200 lb 36.1-62.3 ft 27.6 ft 32.2 ft/s 360° 75%																	
433.1 ft										442.9 ft							
LSL_1 LSL_2 LSL_5 LSL_7 LSL_9 LSL_11 LSL_13 LSL_15										LSL_5 LSL_7 LSL_9 LSL_11 LSL_13 LSL_15							
0 lb 0 lb - 716.6 kb										0 lb 0 lb - 716.6 kb							
1,000 lb																	
ft																ft	
49.2	217.2	222.7	253.5	280.0	304.2	343.9	359.4	394.6	418.9	231.5	266.8	286.6	326.3	341.7	374.8	399.0	49.2
52.5	216.1	222.7	253.5	280.0	304.2	343.9	359.4	394.6	418.9	218.3	266.8	286.6	326.3	341.7	374.8	399.0	52.5
59.1	212.7	220.5	253.5	280.0	302.0	343.9	359.4	392.4	418.9	191.8	266.8	286.6	326.3	341.7	374.8	399.0	59.1
65.6	190.7	220.5	251.3	280.0	302.0	343.9	359.4	390.2	418.9	170.9	266.8	286.6	326.3	341.7	374.8	399.0	65.6
72.2	172.0	219.4	251.3	280.0	302.0	343.9	357.1	390.2	418.9	152.1	264.6	284.4	326.3	339.5	372.6	399.0	72.2
78.7	154.3	217.2	249.1	277.8	302.0	341.7	357.1	388.0	418.9	135.6	264.6	284.4	324.1	339.5	370.4	399.0	78.7
85.3	140.0	216.1	249.1	277.8	299.8	341.7	354.9	385.8	418.9	121.3	264.6	284.4	324.1	337.3	368.2	399.0	85.3
91.9	127.9	213.8	246.9	275.6	299.8	339.5	354.9	385.8	418.9	109.3	262.4	282.2	324.1	337.3	368.2	399.0	91.9
98.4	115.7	211.6	246.9	275.6	297.6	337.3	350.5	383.6	416.7	98.3	260.1	282.2	321.9	335.1	366.0	395.7	98.4
111.5	97.5	209.4	245.4	272.6	294.7	330.0	343.2	377.0	410.1	80.1	258.7	279.3	317.5	330.7	362.3	390.2	111.5
124.7	81.4	205.8	242.5	267.5	289.5	318.2	327.8	364.5	393.5	64.2	255.0	274.8	308.6	318.2	349.8	379.2	124.7
137.8	67.5	200.6	238.1	260.1	282.2	308.6	317.5	343.9	366.0	50.5	249.1	269.0	295.4	306.4	330.7	355.7	137.8
150.9	56.6	195.8	233.7	254.3	274.8	297.6	306.4	321.9	335.1	39.8	243.2	261.6	286.6	295.4	310.1	326.3	150.9
164.0	46.8	191.8	229.3	246.9	268.2	285.9	293.2	298.4	307.2	30.1	238.1	255.0	277.0	285.1	288.1	299.8	164.0
177.2	38.1	187.4	224.9	242.5	262.4	277.8	284.4	277.8	280.0	21.6	233.7	249.1	271.2	277.8	264.6	274.1	177.2
190.3	30.1	181.1	218.3	233.7	244.7	261.6	265.0	257.2	253.5	13.8	229.3	240.3	260.6	264.6	244.3	249.1	190.3
196.9	26.0	178.6	216.1	231.5	233.7	253.5	253.5	246.9	242.5	9.9	227.1	229.3	251.3	251.3	233.7	238.5	196.9
203.4	22.7	174.2	211.0	224.9	223.8	243.2	242.5	235.2	231.5	-	219.7	220.1	241.0	240.7	222.7	227.8	203.4
216.5	16.1	169.8	207.2	207.2	203.9	222.7	220.5	211.6	211.3	-	205.0	201.7	220.5	219.4	200.6	207.6	216.5
229.7	10.6	164.6	194.0	190.3	187.0	204.3	203.6	190.3	192.9	-	188.9	184.8	202.1	201.7	180.0	188.5	229.7
232.9	9.3	162.8	190.7	186.1	182.8	199.7	199.3	185.0	188.7	-	184.8	180.6	197.5	197.3	175.1	184.3	232.9
242.8	-	158.7	180.4	174.9	171.6	187.8	187.4	170.1	176.0	-	173.8	169.4	185.6	185.2	161.7	171.6	242.8
255.9	-	154.3	166.4	160.9	157.6	173.1	172.0	151.0	160.6	-	159.8	155.4	170.9	169.8	143.3	155.8	255.9
269.0	-	148.8	154.7	149.2	145.1	160.6	159.5	135.1	146.6	-	148.1	142.2	158.4	157.3	126.4	142.2	269.0
282.2	-	141.5	143.7	138.5	134.0	148.8	148.1	120.2	135.4	-	136.3	130.1	146.6	145.9	112.4	131.2	282.2
295.3	-	131.2	133.4	129.0	123.5	137.8	137.8	106.9	124.6	-	125.7	119.0	135.6	134.5	99.0	120.5	295.3
308.4	-	120.9	124.6	119.4	113.6	128.2	127.5	95.9	113.5	-	115.4	109.9	126.0	124.9	87.8	110.2	308.4
321.5	-	111.1	117.3	110.2	104.3	119.0	118.2	86.1	104.4	-	106.2	101.0	116.5	115.6	77.8	100.7	321.5
334.6	-	101.6	109.3	101.4	95.5	110.2	110.0	77.6	95.6	-	98.1	92.4	106.9	106.5	69.0	91.6	334.6
347.8	-	91.3	102.3	93.6	87.8	102.0	101.8	71.7	87.3	-	90.3	84.4	98.7	98.1	62.2	83.3	347.8
360.9	-	81.1	92.4	86.3	80.6	94.4	94.1	67.1	80.0	-	82.9	77.3	90.8	90.2	57.2	76.0	360.9
374.0	-	71.2	79.8	79.6	73.9	87.3	87.1	63.7	73.1	-	76.3	70.5	83.8	83.3	53.1	69.0	374.0
380.6	-	65.9	72.5	76.5	70.8	84.4	84.0	63.1	69.9	-	73.3	67.5	80.7	80.2	52.2	65.8	380.6
387.1	-	-	-	-	-	-	-	-	-	-	70.3	64.6	77.6	77.2	51.2	62.6	387.1
390.4	-	-	-	-	-	-	-	-	-	-	68.8	63.1	76.1	75.6	50.7	61.3	390.4

	0 lb	143,300 lb	275,600 lb	363,800 lb	452,000 lb	540,200 lb	628,400 lb	716,600 lb
--	------	------------	------------	------------	------------	------------	------------	------------

LSL_15: 496,100 lb + 110,200 lb

363,800 lb + 110,200 lb 36.1-62.3 ft 27.6 ft 32.2 ft/s 360° 75%																							
452.8 ft									462.6 ft														
LSL_1			LSL_2			LSL_5			LSL_7			LSL_9			LSL_11			LSL_13			LSL_15		
0 lb			0 lb - 716.6 klb									0 lb			0 lb - 716.6 klb								
1,000 lb																							
ft	ft	ft	ft	ft	ft	ft	ft	ft	ft	ft	ft	ft	ft	ft	ft	ft	ft	ft					
49.2	186.3	192.9	217.2	257.9	271.2	308.6	321.9	357.1	377.0	-	-	-	-	-	-	-	-	49.2					
52.5	186.3	191.8	217.2	257.9	271.2	308.6	321.9	357.1	377.0	206.1	244.7	255.7	288.8	306.4	337.3	359.4	52.5						
59.1	185.2	190.7	216.1	257.9	269.0	308.6	321.9	357.1	377.0	180.8	244.7	255.7	286.6	306.4	337.3	359.4	59.1						
65.6	183.0	189.6	215.0	257.9	269.0	306.4	321.9	357.1	377.0	159.8	244.7	255.7	286.6	306.4	337.3	359.4	65.6						
72.2	166.4	187.4	213.8	257.9	269.0	306.4	321.9	357.1	377.0	142.2	242.5	253.5	286.6	306.4	337.3	359.4	72.2						
78.7	149.9	186.3	212.7	255.7	269.0	304.2	319.7	354.9	377.0	126.8	242.5	253.5	284.4	304.2	337.3	357.1	78.7						
85.3	135.6	184.1	211.6	255.7	266.8	302.0	319.7	354.9	377.0	112.4	242.5	253.5	284.4	304.2	337.3	357.1	85.3						
91.9	123.5	181.9	209.4	253.5	266.8	299.8	319.7	352.7	377.0	100.8	240.3	251.3	284.4	304.2	335.1	357.1	91.9						
98.4	112.4	180.8	208.3	253.5	264.6	297.6	317.5	352.7	374.8	89.9	240.3	251.3	284.4	302.0	335.1	356.0	98.4						
111.5	94.4	177.8	206.1	250.6	263.1	291.7	313.1	339.5	370.4	72.0	237.4	248.4	281.5	296.9	324.8	351.6	111.5						
124.7	78.5	175.3	203.2	246.9	259.4	282.2	303.5	323.3	360.5	56.4	234.4	244.7	276.3	288.8	310.1	343.9	124.7						
137.8	64.8	170.9	199.5	242.5	253.5	273.4	293.2	304.2	341.7	43.0	231.5	240.3	269.0	280.0	295.4	330.0	137.8						
150.9	54.1	167.2	195.8	236.6	247.7	262.4	283.7	282.2	319.7	32.4	225.6	234.4	263.1	269.7	273.4	310.9	150.9						
164.0	44.5	163.1	192.2	230.8	241.8	252.1	274.1	259.7	293.2	22.9	220.5	229.3	257.2	263.1	252.1	285.9	164.0						
177.2	35.9	158.7	189.6	224.9	235.9	242.5	266.8	235.9	268.5	14.6	216.1	224.9	251.3	255.7	231.5	262.4	177.2						
187.0	30.6	156.5	186.8	221.6	231.5	235.9	262.4	219.9	251.3	9.3	212.7	220.9	245.3	247.5	215.5	245.8	187.0						
190.3	28.9	155.8	185.9	220.5	229.3	233.7	257.9	214.6	244.7	-	211.6	220.0	243.6	245.8	210.2	240.3	190.3						
203.4	22.1	152.1	181.3	213.1	216.1	223.0	238.8	194.4	224.9	-	204.7	209.8	231.5	233.3	189.2	219.7	203.4						
216.5	15.7	147.7	177.5	200.6	198.4	215.0	218.3	175.3	205.4	-	195.1	192.9	213.8	215.0	168.7	200.3	216.5						
229.7	9.9	143.9	171.6	185.2	182.2	199.5	199.9	156.2	186.3	-	180.4	177.5	197.7	197.3	150.3	181.9	229.7						
242.8	-	138.2	166.1	168.7	166.8	184.5	183.4	137.8	170.1	-	165.3	162.8	181.9	181.1	132.5	165.7	242.8						
255.9	-	134.5	163.1	151.0	152.1	169.8	168.7	121.3	154.7	-	149.9	148.8	166.4	166.4	115.7	150.3	255.9						
269.0	-	129.7	153.6	133.4	138.9	157.3	156.2	106.7	141.1	-	132.3	135.6	154.1	153.2	101.5	136.7	269.0						
282.2	-	124.9	144.0	116.4	127.9	145.1	144.4	93.3	127.1	-	115.6	123.5	142.2	141.8	88.0	124.9	282.2						
295.3	-	119.0	134.5	101.6	116.8	134.5	133.4	81.1	114.5	-	99.9	112.4	131.2	130.1	75.6	114.3	295.3						
308.4	-	110.7	124.8	90.3	107.3	124.2	123.1	70.7	103.2	-	88.7	103.5	120.2	119.8	65.2	104.7	308.4						
321.5	-	102.1	116.4	79.7	98.2	114.5	113.4	61.3	93.2	-	78.1	94.6	110.2	110.0	55.6	94.7	321.5						
334.6	-	93.3	106.7	69.7	89.5	105.4	104.3	52.9	83.8	-	68.1	86.0	101.4	100.8	47.2	85.0	334.6						
347.8	-	84.7	93.6	61.1	81.7	97.0	95.9	46.4	75.2	-	59.5	78.3	92.9	92.2	40.3	75.8	347.8						
360.9	-	77.3	80.9	53.3	74.4	88.8	88.0	41.2	67.7	-	51.3	71.1	85.2	84.5	34.3	67.7	360.9						
374.0	-	68.8	68.6	46.1	67.7	81.8	80.9	36.6	60.9	-	44.1	64.4	77.8	77.2	29.3	60.6	374.0						
387.1	-	60.1	55.3	40.3	61.6	75.3	74.7	33.8	54.9	-	37.8	58.3	71.5	70.8	26.1	54.0	387.1						
397.0	-	53.6	46.3	36.2	57.3	70.5	70.1	32.2	51.1	-	33.6	54.0	66.8	66.3	24.1	50.0	397.0						
400.3	-	-	-	-	-	-	-	-	-	-	32.3	52.7	65.5	64.9	23.7	48.7	400.3						
406.8	-	-	-	-	-	-	-	-	-	-	29.8	50.0	62.8	62.2	22.9	46.3	406.8						

0 lb 143,300 lb 275,600 lb 363,800 lb 452,000 lb 540,200 lb 628,400 lb 716,600 lb

LSL_15: 496,100 lb + 110,200 lb

363,800 lb + 110,200 lb		36.1-62.3 ft		27.6 ft		32.2 ft/s		360°		75%							
472.4 ft						482.3 ft											
LSL_1		LSL_2		LSL_5		LSL_7		LSL_9		LSL_11		LSL_13		LSL_15			
0 lb		0 lb - 716.6 klb						0 lb		0 lb - 716.6 klb							
ft		1,000 lb												ft			
52.5	160.9	166.4	189.6	224.9	233.7	277.8	293.2	313.1	343.9	198.4	213.8	222.7	264.6	277.8	297.6	326.3	52.5
59.1	159.8	165.3	188.5	224.9	233.7	275.6	293.2	313.1	343.9	174.2	212.7	220.5	262.4	277.8	297.6	326.3	59.1
65.6	158.7	163.1	187.4	222.7	231.5	275.6	293.2	310.9	343.9	154.3	211.6	220.5	262.4	277.8	297.6	326.3	65.6
72.2	156.5	162.0	186.3	222.7	231.5	275.6	291.0	310.9	343.9	136.7	211.6	220.5	262.4	277.8	297.6	326.3	72.2
78.7	144.4	159.8	185.2	222.7	231.5	273.4	291.0	308.6	343.9	121.3	210.5	220.5	262.4	275.6	297.6	326.3	78.7
85.3	130.1	157.6	183.0	222.7	231.5	273.4	288.8	308.6	341.7	108.0	210.5	219.4	260.1	275.6	295.4	324.1	85.3
91.9	117.9	156.5	181.9	220.5	229.3	273.4	286.6	306.4	339.5	96.1	210.5	218.3	260.1	273.4	293.2	321.9	91.9
98.4	107.8	154.3	179.7	220.5	227.1	273.4	286.6	304.2	338.4	85.5	209.4	217.2	260.1	273.4	291.0	320.8	98.4
111.5	90.0	150.6	177.1	218.3	224.1	269.0	280.7	298.4	335.1	68.0	207.2	214.2	257.2	269.0	286.6	317.5	111.5
124.7	74.4	147.3	174.9	215.7	221.2	264.6	269.7	289.5	328.5	52.8	205.0	211.6	252.8	263.1	277.8	312.0	124.7
137.8	60.8	144.4	172.0	212.7	218.3	260.1	262.4	280.0	317.5	39.7	202.8	209.4	246.9	255.7	269.0	302.8	137.8
150.9	50.4	140.7	168.3	208.3	210.9	254.3	252.8	269.7	304.2	29.2	198.4	205.0	241.0	246.2	259.4	291.0	150.9
164.0	40.9	136.7	164.6	203.9	203.2	248.4	242.5	257.9	280.7	19.9	194.4	198.4	235.9	238.1	246.9	270.4	164.0
177.2	32.4	132.3	160.9	199.5	197.3	242.5	233.7	249.1	257.2	11.7	190.7	194.0	231.5	231.5	240.3	249.1	177.2
180.4	30.7	131.4	160.0	198.4	196.2	240.3	231.5	244.7	251.3	9.9	189.8	191.3	230.0	228.9	236.3	244.2	180.4
190.3	25.5	128.6	157.3	195.7	190.3	235.9	224.9	238.1	235.9	-	187.0	186.7	225.6	223.4	229.3	229.3	190.3
203.4	19.1	124.9	153.2	190.0	184.1	226.0	216.8	226.3	216.1	-	183.4	180.4	216.8	215.7	219.0	210.2	203.4
216.5	13.2	121.3	149.9	186.3	177.5	210.5	209.4	211.6	197.3	-	179.7	175.3	205.0	206.1	207.2	192.2	216.5
226.4	8.8	118.5	145.5	178.0	173.6	198.4	198.4	199.0	184.1	-	172.5	171.4	193.5	194.6	194.6	179.5	226.4
229.7	-	117.6	144.8	175.3	172.3	194.4	194.7	194.7	179.7	-	170.1	170.1	189.6	190.7	190.3	175.3	229.7
242.8	-	113.9	140.7	163.9	163.9	178.9	180.0	178.6	163.5	-	159.5	160.9	174.9	175.6	174.5	159.4	242.8
255.9	-	110.2	136.7	152.1	152.1	164.2	165.3	163.1	148.8	-	147.7	147.7	160.9	160.9	159.8	144.4	255.9
269.0	-	106.6	133.7	139.8	139.8	151.9	152.1	150.5	135.6	-	136.0	136.0	147.0	147.7	146.6	131.2	269.0
282.2	-	103.0	128.6	129.0	129.0	140.0	140.0	138.9	123.8	-	124.2	124.6	135.6	135.6	134.5	119.4	282.2
295.3	-	99.0	125.7	117.9	117.9	129.0	129.0	127.9	113.0	-	112.4	113.5	124.6	124.6	123.5	108.4	295.3
308.4	-	92.5	115.7	105.3	108.2	117.9	118.7	117.6	103.0	-	100.7	104.4	114.9	114.9	113.6	98.5	308.4
321.5	-	84.8	104.8	92.7	99.2	108.1	108.9	107.7	93.8	-	88.8	95.7	105.4	105.3	103.4	89.6	321.5
334.6	-	77.2	94.8	80.2	90.8	99.4	99.6	98.3	85.2	-	76.9	87.5	96.1	95.9	93.0	81.1	334.6
347.8	-	70.0	83.9	69.2	82.2	91.0	91.0	89.8	76.9	-	66.5	79.9	87.7	87.5	83.5	73.0	347.8
360.9	-	62.9	72.8	59.4	71.9	83.2	82.4	82.0	69.4	-	56.9	71.0	79.9	79.7	74.6	65.5	360.9
374.0	-	55.1	62.8	50.7	60.6	75.8	73.4	74.5	62.4	-	48.1	60.8	72.5	72.3	66.4	58.4	374.0
387.1	-	47.5	51.4	43.4	51.6	69.3	65.3	67.9	55.8	-	40.6	51.6	65.9	64.1	59.3	51.8	387.1
400.3	-	39.8	40.5	36.7	44.6	63.4	58.2	62.1	50.0	-	33.8	43.5	59.8	56.2	52.8	45.9	400.3
413.4	-	32.4	29.5	31.3	38.6	58.0	52.0	56.7	44.5	-	27.8	37.0	54.2	49.2	47.0	40.4	413.4
416.7	-	30.4	26.7	30.2	37.5	56.7	50.7	55.3	43.2	-	26.5	35.6	53.0	47.8	45.7	39.2	416.7
423.2	-	-	-	-	-	-	-	-	-	-	24.0	32.8	50.5	45.0	43.4	36.6	423.2

	0 lb	143,300 lb	275,600 lb	363,800 lb	452,000 lb	540,200 lb	628,400 lb	716,600 lb
--	------	------------	------------	------------	------------	------------	------------	------------

LSL_15: 496,100 lb + 110,200 lb

363,800 lb + 110,200 lb 36.1-62.3 ft 27.6 ft 32.2 ft/s 360° 75%																									
511.8 ft								521.7 ft																	
LSL_5		LSL_7		LSL_9		LSL_11		LSL_13		LSL_15		LSL_5		LSL_7		LSL_9		LSL_11		LSL_13		LSL_15			
0 lb		0 lb - 716.6 klb								0 lb		0 lb - 716.6 klb													
1,000 lb																									
ft	ft	ft	ft	ft	ft	ft	ft	ft	ft	ft	ft	ft	ft	ft	ft	ft	ft	ft	ft	ft	ft	ft	ft	ft	ft
55.8	169.8	174.2	188.5	224.9	238.1	255.7	282.2	160.9	166.4	178.6	213.8	224.9	240.3	266.8	55.8										
59.1	166.4	174.2	187.4	224.9	238.1	255.7	282.2	159.8	165.3	177.5	213.8	222.7	240.3	266.8	59.1										
65.6	147.7	173.1	187.4	224.9	238.1	255.7	280.0	143.3	164.2	177.5	212.7	222.7	240.3	266.8	65.6										
72.2	131.2	172.0	186.3	224.9	238.1	255.7	280.0	126.8	164.2	176.4	212.7	222.7	238.1	266.8	72.2										
78.7	115.7	172.0	185.2	222.7	238.1	255.7	280.0	112.4	163.1	175.3	211.6	222.7	238.1	264.6	78.7										
85.3	103.8	170.9	185.2	220.5	235.9	255.7	278.9	100.3	162.0	175.3	210.5	220.5	235.9	263.5	85.3										
91.9	92.2	169.8	184.1	219.4	233.7	253.5	277.8	88.8	162.0	174.2	210.5	219.4	235.9	262.4	91.9										
98.4	82.0	168.7	184.1	217.2	229.3	253.5	275.6	78.7	160.9	174.2	209.4	217.2	233.7	261.2	98.4										
111.5	65.3	166.4	181.9	212.7	224.9	249.1	273.4	62.1	158.7	172.0	206.5	213.5	229.3	259.0	111.5										
124.7	50.4	164.6	180.0	207.6	219.4	244.0	269.0	47.4	156.9	170.1	202.5	208.7	224.5	255.7	124.7										
137.8	37.5	163.1	178.6	201.7	212.7	238.1	263.1	34.6	155.4	168.7	197.3	202.8	219.4	250.6	137.8										
150.9	27.5	160.2	174.9	194.7	204.3	228.8	255.7	24.6	153.2	165.7	192.0	196.2	211.3	244.7	150.9										
164.0	18.4	157.1	172.0	187.0	197.3	220.1	248.4	15.6	150.6	163.1	185.9	188.9	202.8	237.4	164.0										
173.9	12.4	154.9	169.4	182.3	192.4	215.3	242.5	9.5	148.4	160.7	182.1	184.5	197.9	230.6	173.9										
177.2	10.4	154.3	168.7	180.8	190.7	213.8	240.3	-	147.7	159.8	180.8	183.0	196.2	227.4	177.2										
190.3	-	150.6	165.7	173.1	181.9	207.2	220.5	-	144.8	156.9	173.8	175.3	187.4	215.0	190.3										
203.4	-	147.3	162.8	166.1	173.8	198.4	204.3	-	141.8	154.0	167.2	167.9	180.0	198.8	203.4										
216.5	-	144.4	159.8	158.7	166.4	191.8	188.5	-	138.9	151.0	162.0	162.0	172.0	183.0	216.5										
229.7	-	139.6	156.9	151.4	159.1	177.8	173.1	-	136.0	148.1	155.8	155.1	165.3	167.6	229.7										
242.8	-	134.8	150.6	142.2	148.8	164.2	159.0	-	131.7	144.4	147.7	146.6	153.2	153.2	242.8										
255.9	-	131.2	140.0	131.2	137.8	149.9	145.5	-	126.8	135.6	136.7	134.5	135.6	140.4	255.9										
269.0	-	126.8	129.0	119.4	126.8	137.4	132.3	-	122.4	124.6	125.7	122.7	118.7	127.9	269.0										
282.2	-	120.9	118.5	108.2	115.7	124.2	120.5	-	116.8	114.3	115.0	111.0	103.3	116.1	282.2										
295.3	-	113.5	108.7	97.4	104.5	110.2	109.7	-	110.2	104.9	104.7	99.4	88.8	105.4	295.3										
308.4	-	104.7	99.1	86.4	93.5	98.3	99.9	-	101.3	95.5	93.9	87.5	74.9	95.7	308.4										
321.5	-	95.7	90.0	75.5	82.4	86.4	90.8	-	92.4	86.5	82.9	76.1	61.9	86.6	321.5										
334.6	-	86.9	81.4	64.6	71.2	75.0	82.3	-	83.6	77.8	71.9	64.6	50.0	78.0	334.6										
347.8	-	79.7	74.0	54.7	60.9	65.0	74.5	-	76.2	70.3	60.8	54.7	39.7	70.3	347.8										
360.9	-	71.4	66.8	45.2	51.3	55.6	67.1	-	68.3	63.5	50.5	45.4	30.6	63.1	360.9										
374.0	-	62.2	59.7	36.6	42.3	47.0	59.9	-	56.9	56.9	40.8	36.6	22.3	56.2	374.0										
387.1	-	51.7	49.0	29.0	34.4	39.6	52.7	-	45.7	45.9	32.3	28.8	15.0	49.8	387.1										
400.3	-	42.0	39.1	21.8	26.9	32.9	45.8	-	36.4	36.0	24.4	21.5	9.0	43.8	400.3										
413.4	-	34.2	31.5	15.4	20.5	26.9	39.4	-	27.6	27.8	17.2	14.8	-	38.0	413.4										
426.5	-	26.7	24.8	9.7	14.9	22.2	33.5	-	20.2	20.9	11.0	9.0	-	32.2	426.5										
429.8	-	24.8	23.1	-	13.5	21.0	32.2	-	18.5	19.1	9.5	-	-	30.9	429.8										
439.6	-	19.8	18.8	-	9.7	18.1	28.5	-	14.1	14.6	-	-	-	26.9	439.6										
449.5	-	15.2	15.0	-	-	15.7	25.1	-	10.8	10.8	-	-	-	23.1	449.5										
452.8	-	-	-	-	-	-	-	-	9.7	9.5	-	-	-	22.0	452.8										
459.3	-	-	-	-	-	-	-	-	-	-	-	-	-	19.8	459.3										

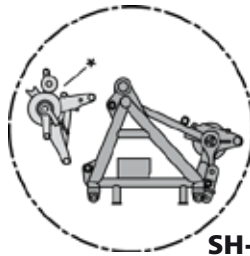
	0 lb	143,300 lb	275,600 lb	363,800 lb	452,000 lb	540,200 lb	628,400 lb	716,600 lb
--	------	------------	------------	------------	------------	------------	------------	------------

LSL_15: 496,100 lb + 110,200 lb

☰ 363,800 lb + ☰☰ 110,200 lb 36.1-62.3 ft 27.6 ft 32.2 ft/s 360° 75%																	
531.5 ft			541.3 ft					551.2 ft			561.0 ft						
LSL_9			LSL_11		LSL_13		LSL_15		LSL_9		LSL_11		LSL_13		LSL_15		
0 lb	0 lb - 716.6 klb					0 lb	0 lb - 716.6 klb					0 lb	0 lb - 716.6 klb				
1,000 lb																	
ft																ft	
59.1	155.4	201.7	211.6	229.3	253.5	151.0	189.6	199.5	216.1	240.3	144.4	202.8	229.3	140.0	191.8	215.0	59.1
65.6	135.6	200.6	210.5	227.1	253.5	131.2	188.5	199.5	216.1	240.3	125.7	201.7	229.3	121.3	190.7	215.0	65.6
72.2	119.0	199.5	210.5	227.1	251.3	114.6	187.4	198.4	215.0	238.1	110.0	201.7	227.1	105.6	189.6	213.8	72.2
78.7	105.4	199.5	210.5	227.1	251.3	101.2	187.4	198.4	215.0	238.1	95.9	201.7	227.1	91.5	189.6	212.7	78.7
85.3	92.4	198.4	209.4	227.1	250.2	88.4	186.3	198.4	215.0	237.0	83.1	200.6	226.0	78.9	189.6	212.2	85.3
91.9	80.7	198.4	208.3	224.9	249.1	76.9	186.3	197.3	213.8	235.9	71.9	199.5	224.9	67.9	188.5	211.6	91.9
98.4	70.5	197.3	207.2	224.9	248.0	66.8	185.2	196.2	212.7	234.8	61.7	199.5	223.8	57.8	187.4	210.0	98.4
111.5	53.5	195.1	204.3	221.2	245.8	50.0	183.7	194.7	211.3	232.6	45.0	198.8	221.6	41.3	186.7	207.8	111.5
124.7	38.5	192.2	200.3	217.2	242.5	35.2	181.9	192.2	209.1	229.3	30.3	196.9	219.4	26.7	185.2	205.6	124.7
137.8	25.6	188.5	195.1	212.7	238.1	22.3	179.7	188.5	206.1	224.9	17.6	194.0	216.4	14.1	183.0	202.5	137.8
141.1	23.0	187.4	194.0	211.1	237.0	19.7	178.9	187.4	205.0	223.8	15.0	192.9	215.5	11.2	181.9	201.7	141.1
147.6	18.0	185.2	191.8	207.8	234.8	14.5	177.2	184.9	202.5	221.6	9.7	190.7	213.7	-	180.1	200.3	147.6
150.9	15.4	184.1	189.6	206.1	233.7	11.9	176.4	183.5	201.2	220.5	-	189.6	212.7	-	179.2	199.5	150.9
154.2	12.9	183.0	187.9	204.5	231.9	9.3	175.8	182.2	199.8	219.4	-	188.5	211.6	-	178.4	198.4	154.2
157.5	10.4	181.9	186.3	202.8	230.2	-	175.3	180.8	198.4	218.3	-	187.4	210.5	-	177.5	197.1	157.5
164.0	-	179.3	183.4	198.8	226.6	-	173.1	178.2	195.1	216.1	-	184.5	208.0	-	175.3	194.4	164.0
177.2	-	174.2	177.5	192.9	218.3	-	168.7	173.1	189.6	209.1	-	179.7	202.1	-	170.9	188.9	177.2
190.3	-	169.8	172.3	184.8	209.4	-	165.7	168.7	184.5	201.7	-	174.9	196.2	-	166.4	183.0	190.3
203.4	-	164.2	166.1	177.1	194.0	-	162.4	163.1	179.7	187.0	-	170.9	182.2	-	162.4	172.7	203.4
216.5	-	159.8	160.9	170.9	178.9	-	158.7	158.7	175.3	172.5	-	166.4	168.7	-	158.7	160.9	216.5
229.7	-	153.6	154.0	164.7	164.2	-	155.4	153.2	163.1	158.7	-	160.2	155.4	-	152.3	147.7	229.7
242.8	-	146.6	146.2	154.3	150.4	-	148.8	145.9	149.9	145.5	-	148.1	142.9	-	142.9	136.0	242.8
255.9	-	137.8	136.7	141.1	137.4	-	137.8	137.8	136.7	132.6	-	135.6	130.4	-	131.2	124.2	255.9
269.0	-	127.5	124.9	124.2	125.7	-	126.8	126.0	124.9	120.2	-	124.6	117.9	-	120.2	112.4	269.0
282.2	-	117.1	113.7	108.5	114.3	-	116.1	114.5	113.9	109.8	-	113.9	107.7	-	108.9	102.7	282.2
295.3	-	106.5	103.0	94.1	103.6	-	105.6	103.0	103.4	99.4	-	103.4	97.6	-	99.2	92.8	295.3
308.4	-	96.1	91.5	80.8	93.5	-	96.2	91.2	90.8	89.3	-	94.0	87.7	-	89.7	83.1	308.4
321.5	-	85.5	80.0	68.1	84.4	-	87.2	79.4	78.0	80.1	-	85.1	78.5	-	80.6	74.1	321.5
334.6	-	75.0	68.6	56.2	75.8	-	78.7	67.5	65.5	71.8	-	75.8	69.8	-	72.5	65.9	334.6
347.8	-	63.3	58.1	45.7	67.9	-	70.9	56.7	54.5	63.7	-	65.6	61.3	-	64.9	58.0	347.8
360.9	-	52.6	48.2	36.1	60.8	-	61.5	46.6	44.0	56.7	-	55.7	52.6	-	57.1	50.0	360.9
374.0	-	42.3	38.8	27.1	54.0	-	50.5	37.0	34.4	50.1	-	46.5	44.5	-	48.1	42.1	374.0
387.1	-	33.1	30.2	19.5	47.2	-	40.4	28.5	26.0	43.7	-	38.0	36.6	-	39.7	34.2	387.1
400.3	-	25.0	22.6	12.8	40.0	-	31.2	20.5	18.4	37.7	-	29.9	29.5	-	31.5	27.1	400.3
406.8	-	21.1	18.9	9.7	36.4	-	27.0	16.8	15.0	34.8	-	26.1	26.0	-	27.7	23.6	406.8
413.4	-	17.2	15.2	-	33.1	-	22.7	13.0	12.3	31.7	-	22.5	22.9	-	23.8	20.4	413.4
419.9	-	13.8	12.0	-	30.1	-	18.9	9.7	9.5	28.5	-	19.1	19.8	-	20.4	17.2	419.9
426.5	-	10.4	8.8	-	27.1	-	15.2	-	-	25.4	-	15.7	16.8	-	16.9	14.1	426.5
436.4	-	-	-	-	23.0	-	10.1	-	-	21.1	-	10.9	12.6	-	11.7	9.7	436.4
439.6	-	-	-	-	21.7	-	-	-	-	19.6	-	9.5	11.1	-	10.4	-	439.6
442.9	-	-	-	-	20.3	-	-	-	-	18.3	-	-	9.7	-	-	-	442.9
452.8	-	-	-	-	16.5	-	-	-	-	14.6	-	-	-	-	-	-	452.8
465.9	-	-	-	-	12.1	-	-	-	-	9.7	-	-	-	-	-	-	465.9



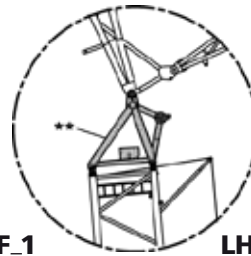
LSL_15: ☰ 496,100 lb + ☰☰ 110,200 lb



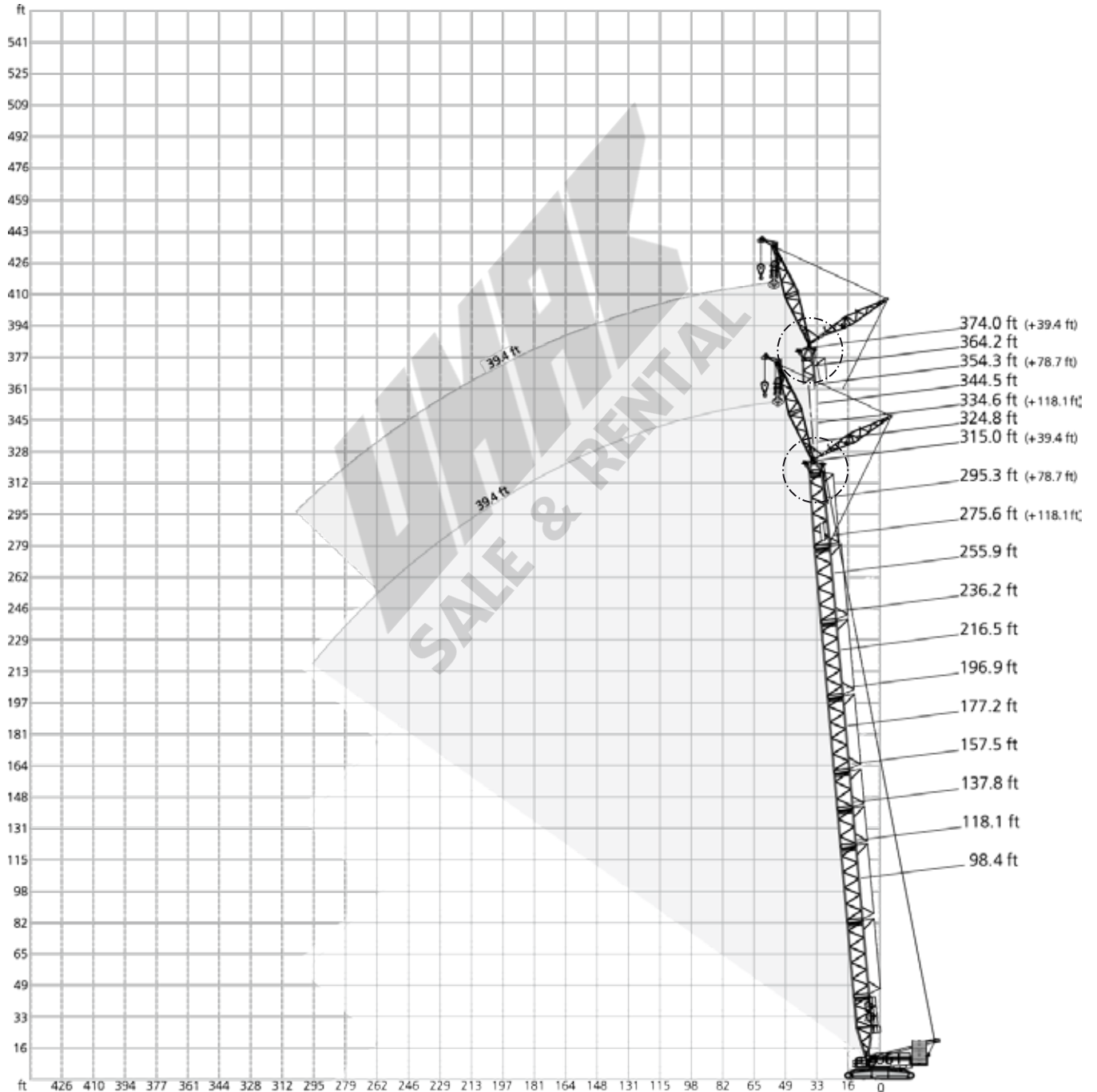
SH+LH_1



LH+LF_1



LH+LF_3



* Attachable

** Option

		39.4 - 118.1 ft								27.6 ft						32.2 ft/s			360°			75%					
		98.4 ft						118.1 ft																			
		SH+LF_1																									
		39.4 ft		78.7 ft		118.1 ft		39.4 ft		78.7 ft		118.1 ft		39.4 ft		78.7 ft		118.1 ft		39.4 ft		78.7 ft		118.1 ft			
		15°		20°		30°		15°		20°		30°		15°		20°		30°		15°		20°		30°			
ft		1,000 lb																								ft	
29.5	377.0	-	-	-	-	-	-	-	-	-	-	-	-	-	-	-	-	-	-	-	-	-	-	-	-	-	29.5
32.8	352.7	-	-	-	-	-	-	-	-	-	-	-	-	-	-	-	-	-	-	-	-	-	-	-	-	-	32.8
36.1	331.8	262.4	-	-	-	-	-	-	-	-	-	-	-	-	-	-	-	-	-	-	-	-	-	-	-	-	36.1
39.4	310.9	249.1	169.8	-	-	-	-	-	-	-	-	-	-	-	-	-	-	-	-	-	-	-	-	-	-	-	39.4
42.7	294.3	238.1	163.7	-	-	-	-	-	-	-	-	-	-	-	-	-	-	-	-	-	-	-	-	-	-	-	42.7
45.9	277.8	227.1	157.6	173.1	-	-	-	-	-	-	-	-	-	-	-	-	-	-	-	-	-	-	-	-	-	-	45.9
52.5	251.3	209.4	147.7	156.5	126.8	-	-	-	-	-	-	-	-	-	-	-	-	-	-	-	-	-	-	-	-	-	52.5
59.1	231.5	192.9	138.9	142.2	116.8	-	111.3	-	-	-	-	-	-	-	-	-	-	-	-	-	-	-	-	-	-	-	59.1
62.3	222.7	186.8	135.6	136.1	112.9	79.6	106.8	-	-	-	-	-	-	-	-	-	-	-	-	-	-	-	-	-	-	-	62.3
65.6	213.8	180.8	132.3	130.1	108.9	77.2	102.3	-	-	-	-	-	-	-	-	-	-	-	-	-	-	-	-	-	-	-	65.6
68.9	206.1	174.7	129.0	125.1	105.2	75.0	98.4	81.4	-	-	-	-	-	-	-	-	-	-	-	-	-	-	-	-	-	-	68.9
72.2	198.4	168.7	125.7	120.2	101.4	72.8	94.6	78.5	-	-	-	-	-	-	-	-	-	-	-	-	-	-	-	-	-	-	72.2
78.7	185.2	158.7	120.2	111.3	94.8	68.8	87.5	73.0	-	-	-	-	-	-	-	-	-	-	-	-	-	-	-	-	-	-	78.7
85.3	173.1	151.0	114.6	104.7	89.1	65.3	81.1	68.3	48.5	-	-	-	-	-	-	-	-	-	-	-	-	-	-	-	-	-	85.3
88.6	168.7	147.2	112.4	101.4	86.5	63.7	78.5	66.1	47.2	-	-	-	-	-	-	-	-	-	-	-	-	-	-	-	-	-	88.6
91.9	164.2	143.3	110.2	98.1	84.0	62.2	75.8	63.9	45.9	-	-	-	-	-	-	-	-	-	-	-	-	-	-	-	-	-	91.9
98.4	155.4	136.7	107.1	92.4	79.6	59.3	71.0	60.2	43.4	-	-	-	-	-	-	-	-	-	-	-	-	-	-	-	-	-	98.4
111.5	141.1	125.7	101.2	82.7	72.1	54.7	62.8	53.8	39.2	-	-	-	-	-	-	-	-	-	-	-	-	-	-	-	-	-	111.5
124.7	126.8	117.9	-	75.0	65.9	50.7	56.4	48.7	35.7	-	-	-	-	-	-	-	-	-	-	-	-	-	-	-	-	-	124.7
128.0	122.4	-	-	73.4	64.7	49.9	55.1	47.6	35.1	-	-	-	-	-	-	-	-	-	-	-	-	-	-	-	-	-	128.0
131.2	117.9	-	-	71.8	63.4	49.2	53.8	46.5	34.4	-	-	-	-	-	-	-	-	-	-	-	-	-	-	-	-	-	131.2
137.8	-	-	-	68.6	60.8	47.6	51.1	44.3	33.1	-	-	-	-	-	-	-	-	-	-	-	-	-	-	-	-	-	137.8
141.1	-	-	-	67.3	59.9	47.1	50.0	43.4	32.5	-	-	-	-	-	-	-	-	-	-	-	-	-	-	-	-	-	141.1
147.6	-	-	-	64.8	57.9	46.0	47.7	41.7	31.3	-	-	-	-	-	-	-	-	-	-	-	-	-	-	-	-	-	147.6
150.9	-	-	-	63.5	56.9	45.4	46.5	40.8	30.6	-	-	-	-	-	-	-	-	-	-	-	-	-	-	-	-	-	150.9
164.0	-	-	-	59.5	53.8	-	42.8	37.7	28.7	-	-	-	-	-	-	-	-	-	-	-	-	-	-	-	-	-	164.0
167.3	-	-	-	58.6	-	-	42.0	37.0	28.2	-	-	-	-	-	-	-	-	-	-	-	-	-	-	-	-	-	167.3
177.2	-	-	-	-	-	-	39.7	35.1	26.9	-	-	-	-	-	-	-	-	-	-	-	-	-	-	-	-	-	177.2
183.7	-	-	-	-	-	-	38.4	34.1	26.3	-	-	-	-	-	-	-	-	-	-	-	-	-	-	-	-	-	183.7
190.3	-	-	-	-	-	-	37.0	33.1	25.8	-	-	-	-	-	-	-	-	-	-	-	-	-	-	-	-	-	190.3
200.1	-	-	-	-	-	-	35.5	31.7	-	-	-	-	-	-	-	-	-	-	-	-	-	-	-	-	-	-	200.1
203.4	-	-	-	-	-	-	35.1	-	-	-	-	-	-	-	-	-	-	-	-	-	-	-	-	-	-	-	203.4
206.7	-	-	-	-	-	-	34.6	-	-	-	-	-	-	-	-	-	-	-	-	-	-	-	-	-	-	-	206.7
216.5	-	-	-	-	-	-	-	-	-	-	-	-	-	-	-	-	-	-	-	-	-	-	-	-	-	-	216.5
223.1	-	-	-	-	-	-	-	-	-	-	-	-	-	-	-	-	-	-	-	-	-	-	-	-	-	-	223.1

	99,200 lb	187,400 lb	275,600 lb	363,800 lb	408,000 lb	452,000 lb
	0 lb		66,100 lb		110,200 lb	

39.4-118.1 ft		27.6 ft		32.2 ft/s		360°		75%																																	
157.5 ft										177.2 ft																															
SH+LF_1																																									
39.4 ft			78.7 ft			118.1 ft			39.4 ft			78.7 ft			118.1 ft																										
15°			20°			30°			15°			20°			30°																										
ft																				1,000 lb																				ft	
36.1	368.2	-	-	-	-	-	-	-	-	-	-	-	-	-	-	-	-	-	-	36.1																					
39.4	350.5	269.0	-	-	-	-	-	-	-	-	-	-	-	-	-	-	-	-	-	39.4																					
42.7	336.2	260.1	-	-	-	-	-	-	-	-	-	-	-	-	-	-	-	-	-	42.7																					
45.9	321.9	251.3	166.4	-	-	-	-	-	-	-	-	-	-	-	-	-	-	-	-	45.9																					
49.2	308.6	242.5	162.6	178.6	-	-	-	-	-	-	-	-	-	-	-	-	-	-	-	49.2																					
52.5	295.4	233.7	158.7	172.0	-	-	-	-	-	-	-	-	-	-	-	-	-	-	-	52.5																					
55.8	284.4	227.1	154.9	165.3	130.1	-	-	-	-	-	-	-	-	-	-	-	-	-	-	55.8																					
59.1	273.4	220.5	151.0	158.7	125.7	-	-	-	-	-	-	-	-	-	-	-	-	-	-	59.1																					
62.3	264.6	214.4	147.7	153.2	121.8	-	111.3	-	-	-	-	-	-	-	-	-	-	-	-	62.3																					
65.6	255.7	208.3	144.4	147.7	117.9	-	108.0	-	-	-	-	-	-	-	-	-	-	-	-	65.6																					
68.9	248.0	202.8	141.6	142.7	114.6	78.0	104.5	-	-	-	-	-	-	-	-	-	-	-	-	68.9																					
72.2	240.3	197.3	138.9	137.8	111.3	76.3	101.0	82.0	-	-	-	-	-	-	-	-	-	-	-	72.2																					
75.5	232.6	192.4	136.1	133.4	108.6	74.6	97.9	79.8	-	-	-	-	-	-	-	-	-	-	-	75.5																					
78.7	224.9	187.4	133.4	129.0	105.8	73.0	94.8	77.6	-	-	-	-	-	-	-	-	-	-	-	78.7																					
85.3	207.2	178.6	129.0	121.3	100.3	69.9	89.5	73.4	-	-	-	-	-	-	-	-	-	-	-	85.3																					
91.9	186.3	170.9	124.6	114.6	95.5	67.2	84.4	69.7	47.4	-	-	-	-	-	-	-	-	-	-	91.9																					
98.4	168.7	163.1	120.2	109.3	91.1	64.6	79.8	66.4	45.4	-	-	-	-	-	-	-	-	-	-	98.4																					
111.5	140.0	141.1	113.5	99.0	83.3	60.2	71.7	60.2	41.9	-	-	-	-	-	-	-	-	-	-	111.5																					
124.7	117.9	119.0	108.2	90.4	76.9	56.4	64.8	55.1	38.8	-	-	-	-	-	-	-	-	-	-	124.7																					
137.8	101.6	102.3	103.2	83.3	71.7	53.1	59.5	50.7	36.2	-	-	-	-	-	-	-	-	-	-	137.8																					
150.9	88.0	88.4	89.1	77.4	67.0	50.5	55.3	47.0	33.7	-	-	-	-	-	-	-	-	-	-	150.9																					
154.2	84.9	85.3	86.0	76.1	66.0	49.9	54.3	46.2	33.2	-	-	-	-	-	-	-	-	-	-	154.2																					
164.0	76.7	77.2	-	72.1	63.1	48.3	51.1	43.9	31.7	-	-	-	-	-	-	-	-	-	-	164.0																					
167.3	74.4	74.7	-	71.0	62.2	47.8	50.3	43.2	31.3	-	-	-	-	-	-	-	-	-	-	167.3																					
173.9	69.8	69.9	-	68.8	60.4	46.8	48.5	41.7	30.4	-	-	-	-	-	-	-	-	-	-	173.9																					
177.2	67.5	-	-	67.9	59.7	46.3	47.6	41.0	30.0	-	-	-	-	-	-	-	-	-	-	177.2																					
180.4	65.3	-	-	67.0	59.0	45.9	46.8	40.4	29.7	-	-	-	-	-	-	-	-	-	-	180.4																					
190.3	-	-	-	64.2	56.9	44.8	44.5	38.6	28.7	-	-	-	-	-	-	-	-	-	-	190.3																					
193.6	-	-	-	62.4	56.3	44.5	43.9	38.0	28.3	-	-	-	-	-	-	-	-	-	-	193.6																					
196.9	-	-	-	60.6	55.8	-	43.2	37.5	28.0	-	-	-	-	-	-	-	-	-	-	196.9																					
203.4	-	-	-	57.1	54.7	-	41.9	36.4	27.3	-	-	-	-	-	-	-	-	-	-	203.4																					
206.7	-	-	-	55.5	54.1	-	41.3	35.9	27.1	-	-	-	-	-	-	-	-	-	-	206.7																					
210.0	-	-	-	53.9	53.6	-	40.7	35.5	26.8	-	-	-	-	-	-	-	-	-	-	210.0																					
216.5	-	-	-	50.7	-	-	39.5	34.6	26.2	-	-	-	-	-	-	-	-	-	-	216.5																					
219.8	-	-	-	49.2	-	-	39.0	34.2	26.0	-	-	-	-	-	-	-	-	-	-	219.8																					
226.4	-	-	-	-	-	-	38.0	33.5	25.6	-	-	-	-	-	-	-	-	-	-	226.4																					
229.7	-	-	-	-	-	-	37.5	33.1	25.4	-	-	-	-	-	-	-	-	-	-	229.7																					
236.2	-	-	-	-	-	-	36.6	32.4	-	-	-	-	-	-	-	-	-	-	-	236.2																					
242.8	-	-	-	-	-	-	35.7	31.7	-	-	-	-	-	-	-	-	-	-	-	242.8																					
249.3	-	-	-	-	-	-	35.1	31.3	-	-	-	-	-	-	-	-	-	-	-	249.3																					
255.9	-	-	-	-	-	-	34.4	-	-	-	-	-	-	-	-	-	-	-	-	255.9																					
265.7	-	-	-	-	-	-	-	-	-	-	-	-	-	-	-	-	-	-	-	265.7																					
269.0	-	-	-	-	-	-	-	-	-	-	-	-	-	-	-	-	-	-	-	269.0																					
272.3	-	-	-	-	-	-	-	-	-	-	-	-	-	-	-	-	-	-	-	272.3																					

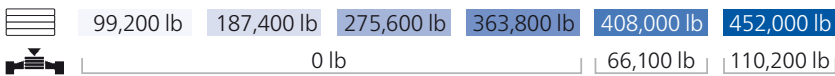
99,200 lb
 187,400 lb
 275,600 lb
 363,800 lb
 408,000 lb
 452,000 lb

0 lb
 66,100 lb
 110,200 lb

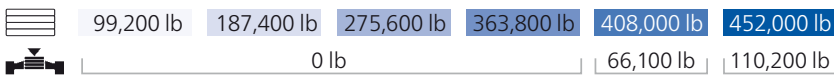
39.4-118.1 ft		27.6 ft			32.2 ft/s			360°			75%						
196.9 ft						216.5 ft											
SH+LF_1																	
39.4 ft		78.7 ft			118.1 ft			39.4 ft		78.7 ft			118.1 ft				
15°		20°		30°		15°		20°		30°		15°		20°		30°	
ft	1,000 lb															ft	
39.4	368.2	-	-	-	-	-	-	-	-	-	-	-	-	-	-	-	39.4
42.7	354.9	271.2	-	-	-	-	-	-	-	-	-	-	-	-	-	-	42.7
45.9	341.7	262.4	-	-	-	-	-	-	-	-	-	-	-	-	-	-	45.9
49.2	329.6	254.6	166.4	-	-	-	-	-	-	-	-	-	-	-	-	-	49.2
52.5	317.5	246.9	162.0	178.6	-	-	-	-	-	-	-	-	-	-	-	-	52.5
55.8	306.4	240.3	159.3	172.5	-	-	-	-	-	-	-	-	-	-	-	-	55.8
59.1	295.4	233.7	156.5	166.4	130.1	-	-	-	-	-	-	-	-	-	-	-	59.1
62.3	286.6	227.1	153.2	161.5	126.2	-	-	-	-	-	-	-	-	-	-	-	62.3
65.6	277.8	220.5	149.9	156.5	122.4	-	110.2	-	-	-	-	-	-	-	-	-	65.6
68.9	264.6	216.1	147.2	151.6	119.6	-	107.0	-	-	-	-	-	-	107.8	-	-	68.9
72.2	251.3	211.6	144.4	146.6	116.8	77.6	103.8	-	-	-	-	-	-	104.9	-	-	72.2
75.5	239.2	206.7	142.2	142.2	113.5	76.1	101.0	81.1	-	-	-	-	-	76.7	102.1	-	75.5
78.7	227.1	201.7	140.0	137.8	110.2	74.5	98.1	78.9	-	-	-	-	-	75.2	99.2	79.4	78.7
85.3	201.7	192.9	135.6	131.2	105.8	71.9	92.8	75.2	-	-	-	-	-	72.8	94.1	75.8	85.3
91.9	180.8	181.9	131.2	124.6	101.2	69.4	88.4	71.9	-	-	-	-	-	70.3	89.7	72.5	91.9
95.1	172.0	173.1	129.0	121.3	99.1	68.2	86.2	70.3	46.7	-	-	-	-	69.1	87.6	71.1	95.1
98.4	163.1	164.2	126.8	117.9	97.0	67.0	84.0	68.8	45.9	-	-	-	-	67.9	85.5	69.7	98.4
111.5	134.5	135.6	120.2	108.0	89.3	62.8	76.3	63.1	42.8	-	-	-	-	63.9	78.0	64.2	111.5
124.7	112.4	113.5	114.6	99.2	82.9	59.1	69.4	58.2	39.9	-	-	-	-	85.5	60.4	71.4	124.7
137.8	95.5	96.3	97.7	91.7	77.4	56.0	63.9	54.0	37.5	-	-	-	-	80.0	57.3	65.9	137.8
150.9	81.6	82.2	83.6	85.3	72.5	53.4	59.3	50.3	35.3	-	-	-	-	75.2	54.5	61.1	150.9
164.0	69.9	70.5	71.7	76.7	68.6	50.9	55.6	47.2	33.5	-	-	-	-	71.0	52.0	57.1	164.0
177.2	59.7	60.2	61.1	66.8	64.8	48.9	52.2	44.3	31.7	-	-	-	-	66.1	50.0	54.0	177.2
180.4	57.6	58.0	58.9	64.6	63.4	48.5	51.4	43.7	31.3	-	-	-	-	62.3	63.8	49.6	180.4
190.3	51.1	51.6	-	58.0	59.1	47.2	48.9	41.7	30.2	-	-	-	-	55.8	56.9	48.3	190.3
196.9	47.5	48.0	-	54.1	54.9	46.4	47.5	40.6	29.5	-	-	-	-	51.9	52.9	47.4	196.9
203.4	43.9	44.3	-	50.3	51.1	45.6	46.1	39.5	28.9	-	-	-	-	48.1	48.9	46.7	203.4
213.3	39.2	-	-	45.3	46.0	44.8	44.2	38.1	28.1	-	-	-	-	42.9	43.8	44.4	213.3
216.5	-	-	-	43.7	44.3	44.5	43.7	37.5	27.8	-	-	-	-	41.2	42.1	43.7	216.5
219.8	-	-	-	42.2	42.8	44.1	43.1	37.0	27.4	-	-	-	-	39.8	40.6	42.1	219.8
229.7	-	-	-	37.7	38.4	-	41.4	35.7	26.7	-	-	-	-	35.5	36.2	37.5	229.7
232.9	-	-	-	36.4	37.0	-	40.3	35.4	26.5	-	-	-	-	34.2	34.8	36.2	232.9
242.8	-	-	-	32.6	33.1	-	36.8	34.4	25.8	-	-	-	-	30.2	30.9	-	242.8
252.6	-	-	-	29.1	-	-	33.3	33.2	25.3	-	-	-	-	26.9	27.4	-	252.6
255.9	-	-	-	-	-	-	32.2	32.8	25.1	-	-	-	-	25.8	26.2	-	255.9
259.2	-	-	-	-	-	-	31.1	31.7	24.9	-	-	-	-	24.8	25.1	-	259.2
269.0	-	-	-	-	-	-	27.8	28.4	-	-	-	-	-	21.6	-	-	269.0
272.3	-	-	-	-	-	-	26.8	27.4	-	-	-	-	-	-	-	-	272.3
282.2	-	-	-	-	-	-	24.0	24.5	-	-	-	-	-	-	-	-	282.2
292.0	-	-	-	-	-	-	21.4	-	-	-	-	-	-	-	-	-	292.0
295.3	-	-	-	-	-	-	-	-	-	-	-	-	-	-	-	-	295.3
298.6	-	-	-	-	-	-	-	-	-	-	-	-	-	-	-	-	298.6
308.4	-	-	-	-	-	-	-	-	-	-	-	-	-	-	-	-	308.4

99,200 lb 187,400 lb 275,600 lb 363,800 lb 408,000 lb 452,000 lb
0 lb 66,100 lb 110,200 lb

		39.4-118.1 ft						27.6 ft			32.2 ft/s			360°			75%			
		275.6 ft									295.3 ft						315.0 ft			
		SH+LF_1																		
		39.4 ft			78.7 ft			118.1 ft			39.4 ft			78.7 ft			39.4 ft			
		15°	20°	30°	15°	20°	30°	15°	20°	30°	15°	20°	30°	15°	20°	30°	15°	20°	30°	
ft	1,000 lb																			ft
45.9	348.3	-	-	-	-	-	-	-	-	-	-	-	-	-	-	-	-	-	-	45.9
49.2	327.4	269.0	-	-	-	-	-	-	-	-	-	-	-	-	-	-	-	-	-	49.2
52.5	306.4	262.4	-	-	-	-	-	-	-	-	-	-	-	-	-	-	-	-	-	52.5
55.8	288.8	256.8	165.3	-	-	-	-	-	-	-	-	-	-	-	-	-	-	-	-	55.8
59.1	271.2	251.3	162.0	177.5	-	-	-	-	-	-	-	-	-	-	-	-	-	-	-	59.1
62.3	255.7	245.8	159.8	173.1	-	-	-	-	-	-	-	-	-	-	-	-	-	-	-	62.3
65.6	240.3	240.3	157.6	168.7	129.0	-	-	-	-	-	-	-	-	-	-	-	-	-	-	65.6
68.9	228.7	229.8	154.9	164.2	126.2	-	-	-	-	-	-	-	-	-	-	-	-	-	-	68.9
72.2	217.2	219.4	152.1	159.8	123.5	-	106.7	-	-	-	-	-	-	-	-	-	-	-	-	72.2
78.7	196.2	198.4	147.7	152.1	117.9	76.7	101.6	-	-	-	-	-	-	-	-	-	-	-	-	78.7
82.0	186.8	189.0	146.1	148.8	115.7	75.5	99.4	-	-	-	-	-	-	-	-	-	-	-	-	82.0
85.3	177.5	179.7	144.4	145.5	113.5	74.3	97.2	77.2	-	-	-	-	-	-	-	-	-	-	-	85.3
91.9	162.0	164.2	140.0	138.9	109.8	72.3	93.0	74.1	-	-	-	-	-	-	-	-	-	-	-	91.9
98.4	147.7	149.9	136.7	132.3	105.8	70.1	89.3	71.4	-	-	-	-	-	-	-	-	-	-	-	98.4
101.7	141.9	143.9	134.8	129.8	104.0	69.2	87.6	70.2	45.4	-	-	-	-	-	-	-	-	-	-	101.7
111.5	124.6	125.7	129.0	122.4	98.5	66.4	82.7	66.6	43.4	-	-	-	-	-	-	-	-	-	-	111.5
124.7	103.0	104.3	106.5	110.0	92.2	63.1	76.5	62.4	41.0	-	-	-	-	-	-	-	-	-	-	124.7
137.8	85.1	86.2	88.6	93.9	86.9	60.2	71.0	58.4	39.0	-	-	-	-	-	-	-	-	-	-	137.8
150.9	70.1	71.2	73.2	79.4	81.4	57.5	66.1	54.9	37.0	-	-	-	-	-	-	-	-	-	-	150.9
164.0	57.8	58.6	60.4	66.6	68.6	55.1	61.9	51.8	35.3	-	-	-	-	-	-	-	-	-	-	164.0
177.2	47.4	48.3	49.8	55.8	57.8	53.1	58.4	48.9	33.7	-	-	-	-	-	-	-	-	-	-	177.2
190.3	38.6	39.5	40.8	46.7	48.3	51.1	52.9	46.5	32.4	-	-	-	-	-	-	-	-	-	-	190.3
203.4	31.3	32.0	33.1	39.0	40.3	43.0	44.8	44.8	31.1	-	-	-	-	-	-	-	-	-	-	203.4
216.5	24.7	25.4	26.2	32.2	33.5	35.7	37.7	39.7	30.0	-	-	-	-	-	-	-	-	-	-	216.5
229.7	19.2	19.6	20.5	26.2	27.3	29.3	31.5	33.3	28.9	-	-	-	-	-	-	-	-	-	-	229.7
236.2	16.7	17.1	17.9	23.6	24.5	26.5	28.8	30.5	28.4	-	-	-	-	-	-	-	-	-	-	236.2
239.5	15.4	15.9	-	22.3	23.3	25.1	27.4	29.2	28.2	-	-	-	-	-	-	-	-	-	-	239.5
242.8	14.1	14.6	-	20.9	22.0	23.8	26.0	27.8	28.0	-	-	-	-	-	-	-	-	-	-	242.8
249.3	12.0	12.3	-	18.6	19.6	21.3	23.6	25.3	26.7	-	-	-	-	-	-	-	-	-	-	249.3
255.9	9.9	10.1	-	16.3	17.2	18.7	21.2	22.7	25.4	-	-	-	-	-	-	-	-	-	-	255.9
262.5	7.9	8.2	-	14.2	15.0	16.4	19.1	20.5	22.9	-	-	-	-	-	-	-	-	-	-	262.5
269.0	-	-	-	12.1	12.8	14.1	17.0	18.3	20.5	-	-	-	-	-	-	-	-	-	-	269.0
272.3	-	-	-	11.2	11.8	13.1	16.0	17.3	19.5	-	-	-	-	-	-	-	-	-	-	272.3
275.6	-	-	-	10.3	10.9	12.1	15.0	16.2	18.4	-	-	-	-	-	-	-	-	-	-	275.6
278.9	-	-	-	9.3	10.0	-	14.0	15.2	17.4	-	-	-	-	-	-	-	-	-	-	278.9
282.2	-	-	-	8.4	9.0	-	13.0	14.1	16.3	-	-	-	-	-	-	-	-	-	-	282.2
285.4	-	-	-	-	8.2	-	12.1	13.2	15.3	-	-	-	-	-	-	-	-	-	-	285.4
295.3	-	-	-	-	-	-	9.5	10.6	12.3	-	-	-	-	-	-	-	-	-	-	295.3
301.8	-	-	-	-	-	-	7.7	8.8	10.5	-	-	-	-	-	-	-	-	-	-	301.8
305.1	-	-	-	-	-	-	-	7.9	9.5	-	-	-	-	-	-	-	-	-	-	305.1
308.4	-	-	-	-	-	-	-	-	8.6	-	-	-	-	-	-	-	-	-	-	308.4
311.7	-	-	-	-	-	-	-	-	7.9	-	-	-	-	-	-	-	-	-	-	311.7



39.4 - 118.1 ft		27.6 ft		32.2 ft/s		360°		75%											
157.5 ft										177.2 ft									
LH+LF_1																			
39.4 ft			78.7 ft			118.1 ft			39.4 ft			78.7 ft			118.1 ft				
15°			20°			30°			15°			20°			30°				
ft																			
1,000 lb																			
32.8	392.4	-	-	-	-	-	-	-	-	-	-	-	-	-	-	-	-	-	32.8
36.1	374.8	291.0	-	-	-	-	-	-	-	-	-	-	-	-	-	-	-	-	36.1
39.4	357.1	280.0	-	-	-	-	-	-	-	-	-	-	-	-	-	-	-	-	39.4
42.7	342.8	270.1	180.8	-	-	-	-	-	-	-	-	-	-	-	-	-	-	-	42.7
45.9	328.5	260.1	176.4	190.7	-	-	-	-	-	-	-	-	-	-	-	-	-	-	45.9
49.2	316.4	252.4	172.0	183.5	-	-	-	-	-	-	-	-	-	-	-	-	-	-	49.2
52.5	304.2	244.7	167.6	176.4	140.0	-	-	-	-	-	-	-	-	-	-	-	-	-	52.5
55.8	293.2	237.0	163.7	169.8	135.6	-	-	-	-	-	-	-	-	-	-	-	-	-	55.8
59.1	282.2	229.3	159.8	163.1	131.2	-	117.9	-	-	-	-	-	-	-	-	-	-	-	59.1
62.3	273.4	223.8	156.5	157.6	127.3	-	114.1	-	-	-	-	-	-	-	-	-	-	-	62.3
65.6	264.6	218.3	153.2	152.1	123.5	84.4	110.2	-	-	-	-	-	-	-	-	-	-	-	65.6
68.9	256.8	212.7	150.5	147.2	120.2	82.7	106.7	86.2	-	-	-	-	-	-	-	-	-	-	68.9
72.2	249.1	207.2	147.7	142.2	116.8	80.9	103.2	83.8	-	-	-	-	-	-	-	-	-	-	72.2
78.7	233.7	196.2	142.2	134.5	110.2	77.6	97.2	79.4	-	-	-	-	-	-	-	-	-	-	78.7
85.3	213.8	187.4	136.7	126.8	105.4	74.3	91.9	75.4	-	-	-	-	-	-	-	-	-	-	85.3
88.6	203.4	183.5	134.5	123.5	102.8	72.9	89.5	73.6	49.2	-	-	-	-	-	-	-	-	-	88.6
91.9	192.9	179.7	132.3	120.2	100.3	71.4	87.1	71.9	48.1	-	-	-	-	-	-	-	-	-	91.9
98.4	175.3	172.0	127.9	113.5	95.9	68.8	82.5	68.3	46.1	-	-	-	-	-	-	-	-	-	98.4
111.5	146.6	147.7	120.2	103.6	88.0	64.2	74.3	62.4	42.8	-	-	-	-	-	-	-	-	-	111.5
124.7	125.7	125.7	114.6	95.0	81.4	60.2	67.7	57.3	39.7	-	-	-	-	-	-	-	-	-	124.7
137.8	108.9	109.3	110.0	87.7	75.8	56.9	62.4	52.9	37.3	-	-	-	-	-	-	-	-	-	137.8
150.9	95.2	95.5	96.1	81.6	71.0	54.0	58.2	49.6	35.1	-	-	-	-	-	-	-	-	-	150.9
154.2	92.4	92.6	93.0	80.2	69.9	53.4	57.2	48.8	34.6	-	-	-	-	-	-	-	-	-	154.2
164.0	84.0	84.2	-	76.3	66.8	51.6	54.2	46.5	33.1	-	-	-	-	-	-	-	-	-	164.0
167.3	81.7	81.9	-	75.2	66.0	51.1	53.3	45.8	32.7	-	-	-	-	-	-	-	-	-	167.3
173.9	77.1	77.2	-	73.0	64.3	50.1	51.4	44.4	31.9	-	-	-	-	-	-	-	-	-	173.9
177.2	74.7	-	-	71.9	63.5	49.6	50.5	43.7	31.5	-	-	-	-	-	-	-	-	-	177.2
180.4	72.8	-	-	70.9	62.8	49.2	49.7	43.0	31.1	-	-	-	-	-	-	-	-	-	180.4
187.0	-	-	-	68.9	61.3	48.4	48.2	41.8	30.4	-	-	-	-	-	-	-	-	-	187.0
190.3	-	-	-	67.9	60.6	48.1	47.4	41.2	30.0	-	-	-	-	-	-	-	-	-	190.3
193.6	-	-	-	67.1	60.0	47.6	46.7	40.7	29.7	-	-	-	-	-	-	-	-	-	193.6
196.9	-	-	-	66.4	59.3	-	46.0	40.1	29.4	-	-	-	-	-	-	-	-	-	196.9
203.4	-	-	-	63.1	58.2	-	44.5	39.0	28.9	-	-	-	-	-	-	-	-	-	203.4
206.7	-	-	-	61.6	57.7	-	44.0	38.5	28.6	-	-	-	-	-	-	-	-	-	206.7
210.0	-	-	-	60.1	57.1	-	43.4	38.0	28.3	-	-	-	-	-	-	-	-	-	210.0
216.5	-	-	-	57.1	-	-	42.1	37.0	27.8	-	-	-	-	-	-	-	-	-	216.5
226.4	-	-	-	-	-	-	40.6	35.9	27.3	-	-	-	-	-	-	-	-	-	226.4
229.7	-	-	-	-	-	-	40.1	35.5	27.1	-	-	-	-	-	-	-	-	-	229.7
236.2	-	-	-	-	-	-	39.2	34.8	-	-	-	-	-	-	-	-	-	-	236.2
242.8	-	-	-	-	-	-	38.4	34.2	-	-	-	-	-	-	-	-	-	-	242.8
246.1	-	-	-	-	-	-	38.0	33.8	-	-	-	-	-	-	-	-	-	-	246.1
249.3	-	-	-	-	-	-	37.6	33.5	-	-	-	-	-	-	-	-	-	-	249.3
255.9	-	-	-	-	-	-	36.8	-	-	-	-	-	-	-	-	-	-	-	255.9
265.7	-	-	-	-	-	-	-	-	-	-	-	-	-	-	-	-	-	-	265.7
269.0	-	-	-	-	-	-	-	-	-	-	-	-	-	-	-	-	-	-	269.0
272.3	-	-	-	-	-	-	-	-	-	-	-	-	-	-	-	-	-	-	272.3



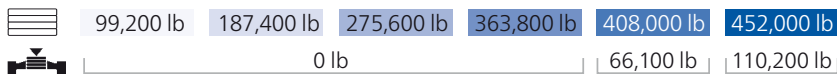
+ 39.4-118.1 ft 27.6 ft 32.2 ft/s 360° 75%																	
196.9 ft									216.5 ft								
LH+LF_1																	
39.4 ft			78.7 ft			118.1 ft			39.4 ft			78.7 ft			118.1 ft		
15°	20°	30°	15°	20°	30°	15°	20°	30°	15°	20°	30°	15°	20°	30°	15°	20°	30°
ft																	
1,000 lb																	
ft																	
36.1	392.4	-	-	-	-	-	-	-	-	-	-	-	-	-	-	-	36.1
39.4	379.2	291.0	-	-	-	-	-	-	-	-	-	-	-	-	-	-	39.4
42.7	364.9	282.2	-	-	-	-	-	-	-	-	-	-	-	-	-	-	42.7
45.9	350.5	273.4	180.8	-	-	-	-	-	-	-	-	-	-	-	-	-	45.9
49.2	338.4	265.7	176.9	190.7	-	-	-	-	-	-	-	-	-	-	-	-	49.2
52.5	326.3	257.9	173.1	184.1	-	-	-	-	-	-	-	-	-	-	-	-	52.5
55.8	316.4	251.3	169.8	178.0	140.0	-	-	-	-	-	-	-	-	-	-	-	55.8
59.1	306.4	244.7	166.4	172.0	135.6	-	-	-	-	-	-	-	-	-	-	-	59.1
62.3	296.5	238.1	163.1	167.0	132.3	-	115.7	-	-	-	-	-	-	-	-	-	62.3
65.6	286.6	231.5	159.8	162.0	129.0	-	112.4	-	-	-	-	-	-	-	-	-	65.6
68.9	272.3	226.0	157.1	157.1	125.7	83.8	109.2	-	-	-	-	-	-	84.0	109.8	-	68.9
72.2	257.9	220.5	154.3	152.1	122.4	82.0	106.0	85.1	-	-	-	-	-	82.5	107.1	-	72.2
75.5	245.8	216.1	151.6	147.7	119.6	80.6	103.2	83.0	-	-	-	-	-	81.0	104.4	83.3	75.5
78.7	233.7	211.6	148.8	143.3	116.8	79.1	100.3	80.9	-	-	-	-	-	79.6	101.6	81.4	78.7
85.3	209.4	202.8	144.4	136.7	111.3	76.5	95.5	77.2	-	-	-	-	-	77.2	96.6	77.8	85.3
91.9	188.5	189.6	140.0	129.0	106.7	73.9	90.8	73.9	48.5	-	-	-	-	74.7	92.4	74.5	91.9
98.4	169.8	170.9	135.6	123.5	102.3	71.4	86.6	70.8	46.7	-	-	-	-	72.3	88.2	71.7	98.4
111.5	141.1	142.2	127.9	112.4	94.4	67.2	78.9	65.0	43.7	-	-	-	-	68.1	80.7	66.1	111.5
124.7	120.2	120.2	122.4	104.1	87.7	63.3	72.1	60.2	40.8	-	-	-	-	64.6	74.1	61.5	124.7
137.8	103.2	103.8	104.9	96.3	82.0	60.0	66.6	56.0	38.4	-	-	-	-	61.3	68.6	57.1	137.8
150.9	89.3	89.9	90.8	89.9	76.9	57.1	61.9	52.2	36.2	-	-	-	-	58.4	63.7	53.6	150.9
164.0	78.0	78.5	79.4	83.1	72.8	54.5	58.2	49.4	34.4	-	-	-	-	55.8	59.7	50.5	164.0
177.2	68.6	69.0	69.7	73.2	69.0	52.2	54.9	46.7	32.8	-	-	-	-	53.6	56.7	48.1	177.2
183.7	64.5	64.9	65.3	69.1	67.4	51.4	53.3	45.5	32.1	-	-	-	-	52.7	55.1	46.7	183.7
190.3	60.4	60.8	-	65.0	65.7	50.5	51.8	44.3	31.3	-	-	-	-	51.8	53.6	45.4	190.3
196.9	56.8	57.2	-	61.4	62.1	49.7	50.4	43.1	30.7	-	-	-	-	50.9	52.1	44.3	196.9
203.4	53.1	53.6	-	57.8	58.4	48.9	48.9	42.1	30.0	-	-	-	-	50.0	50.7	43.2	203.4
213.3	48.5	-	-	53.0	53.6	48.0	47.0	40.6	29.2	-	-	-	-	49.5	48.9	41.7	213.3
216.5	-	-	-	51.4	52.0	47.6	46.3	40.1	28.9	-	-	-	-	47.8	48.7	48.1	216.5
219.8	-	-	-	49.8	50.5	47.4	45.7	39.7	28.7	-	-	-	-	46.4	47.2	47.3	219.8
229.7	-	-	-	45.6	46.1	-	44.1	38.4	28.0	-	-	-	-	42.1	42.8	43.9	229.7
232.9	-	-	-	44.4	44.8	-	43.5	38.0	27.8	-	-	-	-	41.4	41.4	44.3	232.9
236.2	-	-	-	43.1	43.4	-	43.0	37.6	27.7	-	-	-	-	39.6	40.1	41.0	236.2
242.8	-	-	-	40.6	40.8	-	42.1	36.8	27.3	-	-	-	-	37.0	37.5	-	242.8
252.6	-	-	-	37.0	-	-	39.6	35.8	26.8	-	-	-	-	33.5	34.0	-	252.6
255.9	-	-	-	-	-	-	38.8	35.5	26.7	-	-	-	-	32.4	32.8	-	255.9
259.2	-	-	-	-	-	-	37.8	35.2	26.5	-	-	-	-	31.4	31.7	-	259.2
269.0	-	-	-	-	-	-	34.6	34.2	-	-	-	-	-	28.4	-	-	269.0
272.3	-	-	-	-	-	-	33.6	33.4	-	-	-	-	-	-	-	-	272.3
282.2	-	-	-	-	-	-	30.6	31.1	-	-	-	-	-	-	-	-	282.2
288.7	-	-	-	-	-	-	28.9	-	-	-	-	-	-	-	-	-	288.7
295.3	-	-	-	-	-	-	-	-	-	-	-	-	-	-	-	-	295.3
308.4	-	-	-	-	-	-	-	-	-	-	-	-	-	-	-	-	308.4



39.4-118.1 ft 27.6 ft 32.2 ft/s 360° 75%															
236.2 ft												246.1 ft			
LH+LF_1				LH+LF_3				LH+LF_1				LH+LF_3			
39.4 ft						78.7 ft			118.1 ft			39.4 ft			
15°		20°		30°		15°		20°		30°		15°		20°	
ft															
1,000 lb															
ft															
39.4	352.7	-	-	341.7	-	-	-	-	-	-	-	339.5	-	39.4	
42.7	342.8	291.0	-	335.1	251.3	-	-	-	-	-	-	334.0	-	42.7	
45.9	332.9	282.2	-	328.5	244.7	-	-	-	-	-	-	328.5	246.9	45.9	
49.2	324.1	275.6	179.7	319.7	239.2	-	-	-	-	-	-	321.9	240.3	49.2	
52.5	315.3	269.0	176.4	310.9	233.7	187.4	-	-	-	-	-	315.3	233.7	52.5	
59.1	297.6	255.7	170.9	293.2	222.7	176.4	138.9	-	-	-	-	291.0	224.9	59.1	
65.6	266.8	244.7	164.2	266.8	212.7	167.6	132.3	-	113.5	-	-	262.4	215.0	65.6	
72.2	240.3	233.7	159.8	240.3	202.8	158.7	126.8	82.7	107.8	-	-	235.9	205.0	72.2	
75.5	229.8	227.1	157.1	229.3	199.0	155.4	124.0	81.4	105.2	83.6	-	224.9	201.2	75.5	
78.7	219.4	220.5	154.3	218.3	195.1	152.1	121.3	80.0	102.5	81.6	-	213.8	197.3	78.7	
85.3	199.5	201.7	149.9	199.5	187.4	144.4	115.7	77.6	97.7	78.3	-	195.1	189.6	85.3	
91.9	183.0	185.2	145.5	183.0	180.8	137.8	111.3	75.2	93.3	75.2	-	179.7	180.8	91.9	
95.1	174.2	175.8	143.3	174.2	173.6	134.5	109.5	74.1	91.4	73.7	47.6	172.0	173.1	95.1	
98.4	165.3	166.4	141.1	165.3	166.4	131.2	107.6	73.0	89.5	72.3	46.7	164.2	165.3	98.4	
111.5	136.7	137.8	134.5	136.7	137.8	121.3	99.9	69.0	82.2	67.0	44.1	134.5	136.7	111.5	
124.7	114.6	115.7	116.8	114.6	115.7	111.3	93.3	65.5	75.8	62.4	41.4	113.5	113.5	124.7	
137.8	98.1	98.8	100.3	97.7	98.5	104.3	87.3	62.4	70.1	58.4	39.2	96.1	97.0	137.8	
150.9	84.2	84.9	86.0	83.8	84.7	90.2	82.5	59.7	65.3	54.7	37.3	82.2	82.9	150.9	
164.0	72.8	73.2	74.3	72.3	73.0	78.5	77.8	57.1	61.3	51.6	35.3	70.3	71.2	164.0	
177.2	62.6	63.1	64.2	62.2	62.8	68.6	69.7	54.9	58.0	48.9	33.7	60.2	60.8	177.2	
190.3	54.0	54.5	55.3	53.6	54.0	60.0	61.1	52.9	55.1	46.5	32.4	51.6	52.0	190.3	
203.4	46.5	47.0	47.6	46.1	46.5	52.2	53.1	51.1	52.2	44.5	31.1	44.1	44.5	203.4	
210.0	43.3	43.8	44.3	43.0	43.3	48.8	49.7	50.3	50.9	43.4	30.5	40.9	41.3	210.0	
216.5	40.1	40.6	-	39.9	40.1	45.4	46.3	47.8	49.4	42.3	30.0	37.7	38.1	216.5	
229.7	34.6	35.1	-	34.4	34.6	39.7	40.3	41.7	43.4	40.6	28.9	32.2	32.4	229.7	
236.2	32.3	32.4	-	32.0	32.2	37.1	37.7	38.9	40.8	39.8	28.4	29.8	30.0	236.2	
242.8	30.0	-	-	29.5	-	34.6	35.1	36.2	38.1	39.0	28.0	27.3	27.6	242.8	
249.3	27.8	-	-	27.3	-	32.3	32.8	33.7	35.7	36.7	27.7	25.2	-	249.3	
255.9	-	-	-	-	-	30.0	30.4	-	33.3	34.4	27.3	23.1	-	255.9	
269.0	-	-	-	-	-	25.8	26.2	-	29.1	30.0	26.7	-	-	269.0	
275.6	-	-	-	-	-	24.0	24.5	-	27.2	28.0	26.5	-	-	275.6	
282.2	-	-	-	-	-	22.3	-	-	25.4	26.0	26.2	-	-	282.2	
285.4	-	-	-	-	-	21.4	-	-	24.5	25.1	26.0	-	-	285.4	
295.3	-	-	-	-	-	-	-	-	21.8	22.5	-	-	-	295.3	
308.4	-	-	-	-	-	-	-	-	18.7	19.2	-	-	-	308.4	
311.7	-	-	-	-	-	-	-	-	18.0	18.3	-	-	-	311.7	
321.5	-	-	-	-	-	-	-	-	15.7	-	-	-	-	321.5	
324.8	-	-	-	-	-	-	-	-	15.0	-	-	-	-	324.8	

	99,200 lb	187,400 lb	275,600 lb	363,800 lb	408,000 lb	452,000 lb
	0 lb			66,100 lb	110,200 lb	

39.4 - 118.1 ft 27.6 ft 32.2 ft/s 360° 75%															
255.9 ft												265.7 ft			
LH+LF_1				LH+LF_3				LH+LF_1				LH+LF_3			
39.4 ft				78.7 ft				118.1 ft				39.4 ft			
15°		20°		30°		15°		20°		30°		15°		20°	
1,000 lb															
ft													ft		
42.7	319.7	-	-	348.3	-	-	-	-	-	-	-	-	350.5	-	42.7
45.9	310.9	275.6	-	337.3	249.1	-	-	-	-	-	-	-	341.7	249.1	45.9
52.5	293.2	262.4	178.6	317.5	235.9	-	-	-	-	-	-	-	319.7	238.1	52.5
55.8	285.5	255.7	175.3	303.1	230.4	177.5	-	-	-	-	-	-	302.0	232.6	55.8
59.1	277.8	249.1	172.0	288.8	224.9	174.2	-	-	-	-	-	-	284.4	227.1	59.1
62.3	266.8	243.6	169.2	274.5	221.0	170.3	136.7	-	-	-	-	-	269.0	222.7	62.3
65.6	255.7	238.1	166.4	260.1	217.2	166.4	133.4	-	-	-	-	-	253.5	218.3	65.6
68.9	243.6	232.6	163.7	246.9	212.2	162.6	130.6	-	110.2	-	-	-	241.4	213.8	68.9
72.2	231.5	227.1	160.9	233.7	207.2	158.7	127.9	82.9	108.2	-	-	-	229.3	209.4	72.2
78.7	210.5	212.7	156.5	213.8	199.5	152.1	122.4	80.2	103.2	81.8	-	-	208.3	201.7	78.7
85.3	191.8	194.0	152.1	191.8	191.8	145.5	117.9	78.0	98.3	78.7	-	-	190.7	192.9	85.3
91.9	176.4	177.5	147.7	179.7	180.8	138.9	113.5	75.8	94.1	75.6	-	-	175.3	176.4	91.9
95.1	169.2	170.3	146.1	172.5	173.6	136.1	111.7	74.7	92.3	74.2	47.6	-	168.1	169.2	95.1
98.4	162.0	163.1	144.4	165.3	166.4	133.4	109.8	73.6	90.4	72.8	47.0	-	160.9	162.0	98.4
111.5	133.4	134.5	136.7	136.7	137.8	123.5	102.3	69.9	83.6	67.9	44.1	-	134.5	135.6	111.5
124.7	111.3	112.4	114.6	114.6	115.7	113.5	95.7	66.4	77.4	63.3	41.7	-	112.4	113.5	124.7
137.8	95.0	95.9	97.4	97.7	98.3	101.9	89.7	63.3	71.9	59.3	39.5	-	95.5	96.3	137.8
150.9	80.9	81.8	83.1	83.8	84.4	87.5	84.7	60.6	67.0	55.8	37.5	-	81.4	82.2	150.9
164.0	69.0	69.7	71.0	72.1	72.8	75.6	76.9	58.2	62.8	52.7	35.7	-	69.4	70.1	164.0
177.2	58.6	59.3	60.6	61.9	62.6	65.5	67.0	56.0	59.3	49.8	34.2	-	59.1	59.7	177.2
190.3	50.0	50.7	51.6	53.4	53.8	56.4	57.8	54.0	56.4	47.6	32.8	-	50.5	51.1	190.3
203.4	42.5	43.2	44.1	45.9	46.3	48.7	49.8	52.0	53.4	45.4	31.5	-	43.0	43.7	203.4
216.5	36.2	36.6	37.5	39.5	39.9	42.1	43.0	44.8	46.5	43.4	30.4	-	36.6	37.0	216.5
223.1	33.4	33.8	34.4	36.7	37.0	39.1	40.0	41.7	43.4	42.5	29.9	-	33.8	34.3	223.1
229.7	30.6	31.1	-	34.0	34.4	36.2	37.0	38.6	40.3	41.7	29.3	-	31.1	31.5	229.7
242.8	25.8	26.0	-	29.1	29.3	31.1	31.7	33.1	35.1	36.2	28.4	-	26.2	26.5	242.8
252.6	22.6	22.9	-	26.0	26.0	27.6	28.3	29.4	31.4	32.5	27.8	-	22.9	23.1	252.6
255.9	21.6	-	-	24.9	-	26.5	27.1	28.2	30.2	31.3	27.6	-	21.8	22.0	255.9
259.2	20.6	-	-	23.9	-	25.4	26.1	27.1	29.2	30.2	27.4	-	20.9	21.2	259.2
262.5	19.7	-	-	22.9	-	24.4	25.0	26.0	28.1	29.1	27.2	-	20.0	-	262.5
265.7	18.7	-	-	22.0	-	23.3	24.0	-	27.1	28.0	27.1	-	19.0	-	265.7
269.0	-	-	-	-	-	22.3	22.9	-	26.0	26.9	26.9	-	18.1	-	269.0
272.3	-	-	-	-	-	21.3	22.0	-	25.0	25.9	26.3	-	17.2	-	272.3
282.2	-	-	-	-	-	18.5	19.2	-	22.0	22.9	24.5	-	-	-	282.2
292.0	-	-	-	-	-	16.0	16.5	-	19.4	20.3	21.6	-	-	-	292.0
295.3	-	-	-	-	-	15.2	-	-	18.5	19.4	20.7	-	-	-	295.3
301.8	-	-	-	-	-	13.7	-	-	17.0	17.7	19.0	-	-	-	301.8
308.4	-	-	-	-	-	-	-	-	15.4	16.1	-	-	-	-	308.4
321.5	-	-	-	-	-	-	-	-	12.6	13.0	-	-	-	-	321.5
328.1	-	-	-	-	-	-	-	-	11.1	11.7	-	-	-	-	328.1
334.6	-	-	-	-	-	-	-	-	9.7	-	-	-	-	-	334.6
341.2	-	-	-	-	-	-	-	-	8.6	-	-	-	-	-	341.2



39.4 - 118.1 ft 27.6 ft 32.2 ft/s 360° 75%															
275.6 ft															
LH+LF_1				LH+LF_3				LH+LF_1				LH+LF_3			
39.4 ft				78.7 ft				118.1 ft				39.4 ft			
15°		20°		30°		15°		20°		30°		15°		20°	
1,000 lb															
ft													ft		
42.7	302.0	-	-	339.5	-	-	-	-	-	-	-	-	-	-	42.7
45.9	297.6	273.4	-	332.9	251.3	-	-	-	-	-	-	-	321.9	-	45.9
49.2	294.3	271.2	-	323.0	245.8	-	-	-	-	-	-	-	314.2	246.9	49.2
52.5	291.0	269.0	179.7	313.1	240.3	-	-	-	-	-	-	-	306.4	240.3	52.5
55.8	283.3	265.7	176.9	296.5	234.8	177.5	-	-	-	-	-	-	289.9	235.9	55.8
59.1	275.6	262.4	174.2	280.0	229.3	174.2	-	-	-	-	-	-	273.4	231.5	59.1
62.3	262.4	256.8	171.4	264.6	224.9	172.0	-	-	-	-	-	-	259.0	227.1	62.3
65.6	249.1	251.3	168.7	249.1	220.5	169.8	133.4	-	-	-	-	-	244.7	222.7	65.6
68.9	237.0	239.2	165.9	237.0	216.1	166.4	131.2	-	110.2	-	-	-	232.6	218.3	68.9
72.2	224.9	227.1	163.1	224.9	211.6	163.1	129.0	-	108.0	-	-	-	220.5	213.8	72.2
75.5	215.0	217.2	160.9	215.5	207.8	159.3	126.2	81.6	105.7	-	-	-	210.5	208.3	75.5
78.7	205.0	207.2	158.7	206.1	203.9	155.4	123.5	80.5	103.4	81.6	-	-	200.6	202.8	78.7
85.3	187.4	188.5	154.3	187.4	189.6	148.8	119.0	78.3	99.0	78.7	-	-	183.0	185.2	85.3
91.9	170.9	173.1	149.9	172.0	174.2	143.3	115.7	76.1	95.0	75.8	-	-	167.6	169.8	91.9
98.4	157.6	158.7	146.6	158.7	159.8	137.8	111.3	74.3	91.3	73.2	46.7	-	154.3	155.4	98.4
111.5	133.4	134.5	136.7	133.4	134.5	127.9	104.5	70.5	84.9	68.3	44.1	-	131.2	132.3	111.5
124.7	111.3	112.4	113.5	111.3	112.4	117.9	97.9	67.2	78.9	64.2	41.9	-	109.6	110.2	124.7
137.8	93.9	94.8	96.6	94.6	95.5	101.0	92.2	64.4	73.6	60.4	39.9	-	92.4	93.3	137.8
150.9	80.0	80.7	82.2	80.7	81.4	86.4	87.1	61.7	68.8	56.9	37.9	-	77.8	78.9	150.9
164.0	67.7	68.6	70.1	68.3	69.2	74.7	76.1	59.3	64.6	53.8	36.2	-	65.7	66.6	164.0
177.2	57.5	58.2	59.5	58.2	58.9	64.4	65.9	57.1	61.1	50.9	34.6	-	55.3	56.2	177.2
190.3	48.7	49.4	50.5	49.6	50.0	55.3	56.7	54.9	58.0	48.7	33.3	-	46.5	47.4	190.3
203.4	41.4	41.9	42.8	42.1	42.5	47.6	48.7	50.9	52.2	46.7	32.0	-	39.2	39.7	203.4
216.5	34.8	35.5	36.2	35.7	36.2	40.8	41.9	43.9	45.2	44.8	30.9	-	32.6	33.3	216.5
229.7	29.3	29.8	30.4	30.0	30.4	35.1	35.9	37.5	39.2	40.6	29.8	-	27.1	27.6	229.7
239.5	25.7	26.0	26.7	26.3	26.8	31.1	32.0	33.4	35.1	36.4	29.1	-	23.3	23.7	239.5
242.8	24.5	24.7	-	25.1	25.6	29.8	30.6	32.0	33.7	35.1	28.9	-	22.0	22.5	242.8
255.9	20.1	20.5	-	20.7	21.2	25.1	25.8	27.1	28.9	30.2	28.2	-	17.9	18.1	255.9
265.7	17.3	17.5	-	17.9	18.1	21.9	22.7	23.8	25.7	26.9	27.6	-	14.8	15.2	265.7
269.0	16.3	16.5	-	17.0	-	20.9	21.6	22.7	24.7	25.8	27.3	-	13.9	14.1	269.0
275.6	14.6	-	-	15.4	-	19.2	19.7	20.7	22.8	23.8	25.5	-	12.2	12.3	275.6
282.2	13.0	-	-	13.7	-	17.4	17.9	-	20.7	21.8	23.6	-	10.6	-	282.2
292.0	-	-	-	-	-	14.8	15.4	-	18.1	19.0	20.6	-	8.4	-	292.0
295.3	-	-	-	-	-	13.9	14.6	-	17.2	18.1	19.6	-	-	-	295.3
308.4	-	-	-	-	-	11.0	11.5	-	14.1	15.0	16.1	-	-	-	308.4
315.0	-	-	-	-	-	9.7	-	-	12.7	13.4	14.6	-	-	-	315.0
321.5	-	-	-	-	-	8.4	-	-	11.2	11.9	-	-	-	-	321.5
334.6	-	-	-	-	-	-	-	-	8.6	9.0	-	-	-	-	334.6
337.9	-	-	-	-	-	-	-	-	7.9	8.4	-	-	-	-	337.9
341.2	-	-	-	-	-	-	-	-	-	7.7	-	-	-	-	341.2

	99,200 lb	187,400 lb	275,600 lb	363,800 lb	408,000 lb	452,000 lb
	0 lb		66,100 lb 110,200 lb			

39.4 - 118.1 ft 27.6 ft 32.2 ft/s 360° 75%															
295.3 ft												305.1 ft			
LH+LF_1				LH+LF_3				LH+LF_1				LH+LF_3			
39.4 ft				78.7 ft				118.1 ft				39.4 ft			
15°		20°		30°		15°		20°		30°		15°		20°	
1,000 lb															
ft													ft		
45.9	277.8	-	-	299.8	-	-	-	-	-	-	-	-	288.8	-	45.9
49.2	274.5	249.1	-	295.4	249.1	-	-	-	-	-	-	-	284.4	249.1	49.2
52.5	271.2	246.9	-	291.0	242.5	-	-	-	-	-	-	-	280.0	244.7	52.5
55.8	265.7	243.6	177.5	280.0	238.1	-	-	-	-	-	-	-	272.3	239.2	55.8
59.1	260.1	240.3	175.3	269.0	233.7	163.1	-	-	-	-	-	-	264.6	233.7	59.1
65.6	240.3	233.7	169.8	242.5	222.7	158.7	133.4	-	-	-	-	-	235.9	224.9	65.6
72.2	217.2	219.4	165.3	219.4	215.0	155.4	129.0	-	106.3	-	-	-	213.8	216.1	72.2
75.5	207.2	208.9	163.1	209.4	208.3	153.2	126.8	81.6	104.5	-	-	-	203.9	206.1	75.5
78.7	197.3	198.4	160.9	199.5	201.7	151.0	124.6	80.5	102.7	-	-	-	194.0	196.2	78.7
82.0	188.5	190.1	158.7	190.7	192.9	148.8	122.4	79.4	101.0	80.0	-	-	185.7	187.4	82.0
85.3	179.7	181.9	156.5	181.9	184.1	146.6	120.2	78.3	99.2	78.7	-	-	177.5	178.6	85.3
91.9	164.2	166.4	152.1	166.4	168.7	142.2	115.7	76.3	95.5	75.8	-	-	162.0	164.2	91.9
98.4	151.0	152.1	148.8	153.2	154.3	137.8	112.4	74.5	91.9	73.4	46.5	-	148.8	151.0	98.4
111.5	127.9	130.1	132.3	131.2	132.3	129.0	106.3	71.0	85.5	68.8	44.1	-	126.8	127.9	111.5
124.7	108.2	109.6	111.3	110.0	110.2	112.4	99.9	67.9	79.8	64.8	41.9	-	107.8	109.1	124.7
137.8	90.8	91.9	93.7	92.8	93.7	98.1	94.1	65.0	74.7	61.1	39.9	-	90.4	91.5	137.8
150.9	76.3	77.4	79.1	78.5	79.4	84.0	85.8	62.4	70.1	57.5	38.1	-	75.8	76.7	150.9
164.0	63.9	65.0	66.6	66.1	67.0	71.9	73.6	60.2	65.9	54.5	36.4	-	63.5	64.4	164.0
177.2	53.8	54.5	56.0	56.0	56.7	61.1	62.8	58.0	62.2	51.8	34.8	-	53.1	54.0	177.2
190.3	45.0	45.6	47.0	47.2	47.8	52.0	53.6	56.0	57.3	49.4	33.5	-	44.3	45.0	190.3
203.4	37.5	38.1	39.2	39.7	40.3	44.3	45.6	48.1	49.2	47.4	32.4	-	36.8	37.5	203.4
216.5	31.1	31.5	32.6	33.3	33.7	37.5	38.6	40.8	42.1	44.1	31.3	-	30.4	30.9	216.5
229.7	25.4	26.0	26.7	27.6	28.0	31.5	32.6	34.4	36.2	37.7	30.2	-	24.7	25.1	229.7
242.8	20.5	20.9	21.6	22.7	23.1	26.2	27.3	28.9	30.6	32.2	29.3	-	19.8	20.3	242.8
252.6	17.2	17.6	18.1	19.4	19.8	22.7	23.6	25.2	27.0	28.4	28.7	-	16.5	16.8	252.6
255.9	16.1	16.5	-	18.3	18.7	21.6	22.5	24.0	25.8	27.1	28.4	-	15.4	15.7	255.9
269.0	12.3	12.6	-	14.6	14.8	17.4	18.3	19.6	21.6	22.7	24.9	-	11.5	11.9	269.0
282.2	8.8	9.0	-	11.0	11.2	13.7	14.3	15.4	17.6	18.7	20.7	-	7.9	8.4	282.2
285.4	8.2	8.4	-	10.3	-	12.8	13.5	14.6	16.8	17.8	19.7	-	-	-	285.4
292.0	-	-	-	8.9	-	11.2	11.8	12.8	15.0	15.9	17.7	-	-	-	292.0
295.3	-	-	-	8.2	-	10.4	11.0	-	14.1	15.0	16.8	-	-	-	295.3
305.1	-	-	-	-	-	8.2	8.7	-	11.6	12.6	14.1	-	-	-	305.1
308.4	-	-	-	-	-	-	7.9	-	10.8	11.7	13.2	-	-	-	308.4
321.5	-	-	-	-	-	-	-	-	7.9	8.8	10.1	-	-	-	321.5
324.8	-	-	-	-	-	-	-	-	-	7.9	9.4	-	-	-	324.8
328.1	-	-	-	-	-	-	-	-	-	-	8.6	-	-	-	328.1

	99,200 lb	187,400 lb	275,600 lb	363,800 lb	408,000 lb	452,000 lb
	0 lb		66,100 lb		110,200 lb	

39.4-118.1 ft 27.6 ft 32.2 ft/s 360° 75%															
315.0 ft													324.8 ft		
LH+LF_1				LH+LF_3				LH+LF_1				LH+LF_3			
39.4 ft				78.7 ft				118.1 ft				39.4 ft			
15°		20°		30°		15°		20°		30°		15°		20°	
ft															
1,000 lb															
ft															
45.9	246.9	-	-	275.6	-	-	-	-	-	-	-	-	-	-	45.9
49.2	243.6	224.9	-	271.2	251.3	-	-	-	-	-	-	-	260.1	-	49.2
52.5	240.3	222.7	-	266.8	244.7	-	-	-	-	-	-	-	255.7	246.9	52.5
55.8	238.1	219.9	178.6	262.4	240.3	-	-	-	-	-	-	-	251.3	241.4	55.8
59.1	235.9	217.2	176.4	257.9	235.9	147.7	-	-	-	-	-	-	246.9	235.9	59.1
65.6	229.3	211.6	170.9	233.7	227.1	144.4	124.6	-	-	-	-	-	227.1	227.1	65.6
72.2	209.4	206.1	166.4	210.5	212.7	140.0	121.3	-	-	-	-	-	205.0	208.3	72.2
75.5	200.1	199.5	164.2	201.2	203.4	137.8	120.2	-	96.8	-	-	-	195.7	198.4	75.5
78.7	190.7	192.9	162.0	191.8	194.0	135.6	119.0	80.2	95.7	-	-	-	186.3	188.5	78.7
82.0	181.9	184.1	159.8	183.0	185.2	133.9	117.4	79.3	94.5	79.4	-	-	178.0	180.2	82.0
85.3	173.1	175.3	157.6	174.2	176.4	132.3	115.7	78.3	93.3	78.0	-	-	169.8	172.0	85.3
91.9	158.7	160.9	154.3	159.8	162.0	127.9	112.4	76.3	90.8	75.6	-	-	155.4	156.5	91.9
98.4	145.5	147.7	149.9	146.6	148.8	123.5	110.0	74.5	88.4	73.2	-	-	142.2	144.4	98.4
101.7	140.0	141.9	144.4	141.1	143.0	121.8	108.5	73.7	87.2	72.1	45.6	-	136.7	138.9	101.7
111.5	123.5	124.6	127.9	124.6	125.7	116.8	104.1	71.2	83.6	68.8	44.1	-	120.2	122.4	111.5
124.7	106.0	107.4	109.8	107.1	108.2	108.9	98.8	68.1	78.9	64.8	41.9	-	103.2	104.5	124.7
137.8	89.1	89.9	91.9	89.7	90.8	94.1	93.5	65.5	74.5	61.3	39.9	-	87.1	88.4	137.8
150.9	74.1	75.2	77.2	75.0	75.8	81.8	83.8	62.8	70.3	58.0	38.1	-	72.1	73.2	150.9
164.0	61.7	62.6	64.4	62.6	63.5	69.7	71.7	60.6	66.6	55.1	36.6	-	59.7	60.6	164.0
177.2	51.4	52.2	53.8	52.2	53.1	59.1	60.8	58.6	63.1	52.5	35.1	-	49.4	50.3	177.2
190.3	42.5	43.4	44.8	43.4	44.1	49.8	51.4	54.2	55.3	50.0	33.7	-	40.6	41.4	190.3
203.4	35.1	35.7	37.0	35.9	36.6	42.1	43.4	46.1	47.2	47.8	32.6	-	33.1	33.7	203.4
216.5	28.7	29.1	30.2	29.3	30.0	35.3	36.6	38.8	40.1	42.1	31.5	-	26.5	27.1	216.5
229.7	22.9	23.4	24.5	23.8	24.3	29.3	30.4	32.6	34.0	35.7	30.4	-	20.7	21.4	229.7
242.8	17.9	18.5	19.2	18.7	19.2	24.0	25.1	26.9	28.7	30.2	29.5	-	15.9	16.3	242.8
255.9	13.7	13.9	14.8	14.3	14.8	19.4	20.3	22.0	23.8	25.1	28.0	-	11.2	11.9	255.9
265.7	10.7	11.1	11.7	11.5	11.8	16.3	17.1	18.6	20.5	21.8	24.4	-	8.4	8.8	265.7
269.0	9.7	10.1	-	10.6	10.8	15.2	16.1	17.4	19.4	20.7	23.1	-	-	7.7	269.0
275.6	7.9	8.2	-	8.8	9.0	13.3	14.0	15.5	17.4	18.7	21.0	-	-	-	275.6
278.9	-	-	-	7.9	8.2	12.4	13.1	14.6	16.4	17.7	20.0	-	-	-	278.9
282.2	-	-	-	-	-	11.5	12.1	13.4	15.4	16.8	19.0	-	-	-	282.2
295.3	-	-	-	-	-	8.2	8.8	9.9	11.9	13.0	15.0	-	-	-	295.3
298.6	-	-	-	-	-	7.9	7.9	9.0	11.1	12.2	14.1	-	-	-	298.6
301.8	-	-	-	-	-	-	-	8.2	10.4	11.4	13.2	-	-	-	301.8
308.4	-	-	-	-	-	-	-	-	8.8	9.7	11.5	-	-	-	308.4
311.7	-	-	-	-	-	-	-	-	7.9	8.9	10.6	-	-	-	311.7
315.0	-	-	-	-	-	-	-	-	-	8.2	9.8	-	-	-	315.0
321.5	-	-	-	-	-	-	-	-	-	-	8.2	-	-	-	321.5

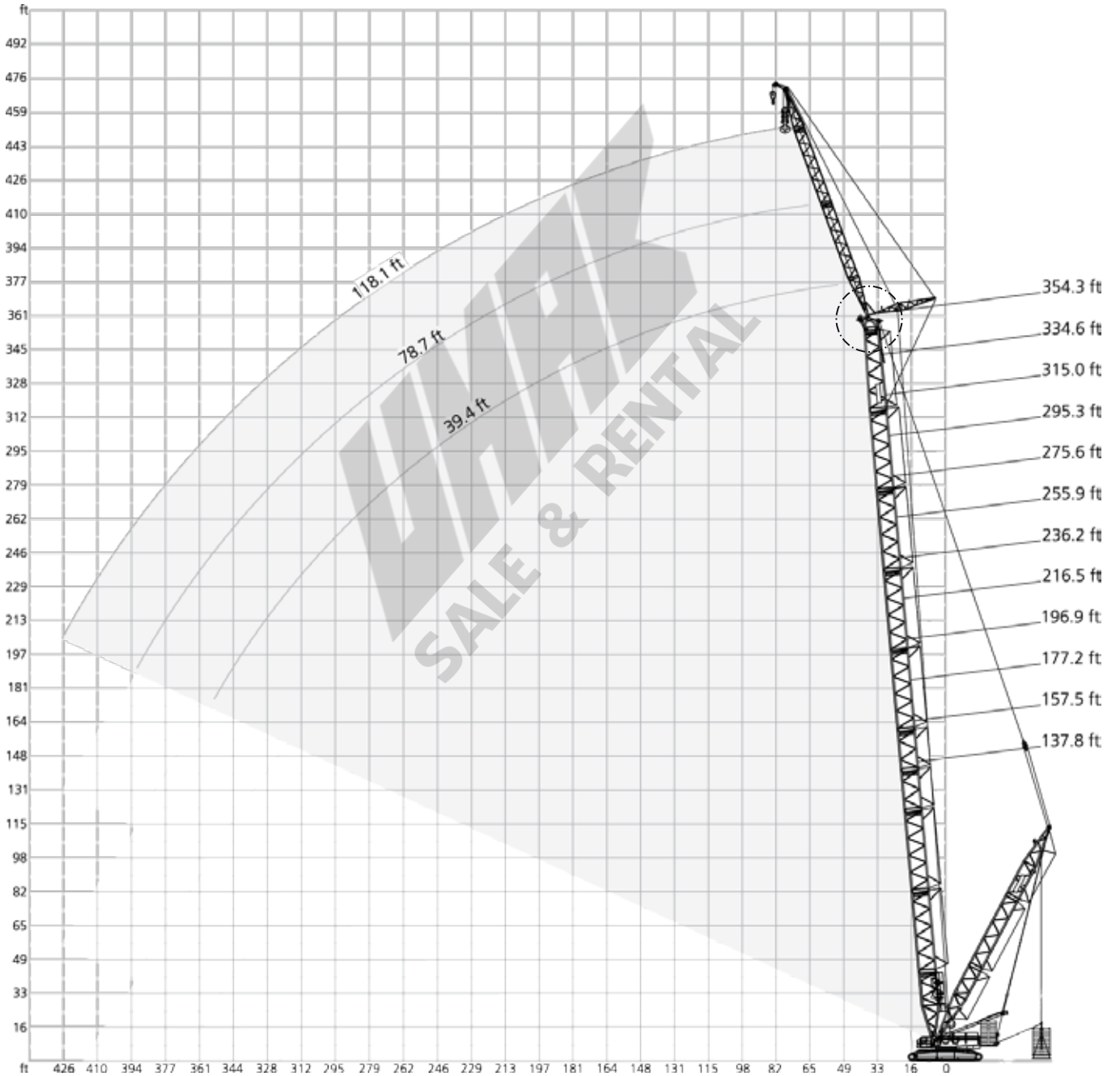
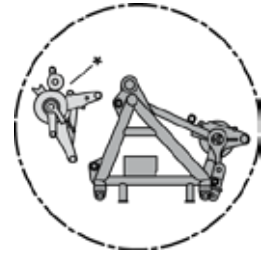
	99,200 lb		187,400 lb		275,600 lb		363,800 lb		408,000 lb		452,000 lb
	0 lb				66,100 lb			110,200 lb			

39.4-118.1 ft 27.6 ft 32.2 ft/s 360° 75%															
334.6 ft															
LH+LF_1				LH+LF_3				LH+LF_1				LH+LF_3			
39.4 ft				78.7 ft				118.1 ft				39.4 ft			
15°		20°		30°		15°		20°		30°		15°		20°	
1,000 lb															
ft													ft		
49.2	227.1	-	-	253.5	-	-	-	-	-	-	-	242.5	-	49.2	
52.5	224.9	207.2	-	249.1	242.5	-	-	-	-	-	-	238.1	233.7	52.5	
59.1	219.4	201.7	167.6	244.7	238.1	-	-	-	-	-	-	233.7	229.3	59.1	
62.3	216.6	198.4	165.3	233.7	231.5	136.7	-	-	-	-	-	226.5	224.9	62.3	
65.6	213.8	195.1	163.1	222.7	224.9	134.5	-	-	-	-	-	219.4	220.5	65.6	
68.9	207.8	192.4	161.5	212.2	214.4	132.8	115.7	-	-	-	-	208.3	210.0	68.9	
72.2	201.7	189.6	159.8	201.7	203.9	131.2	113.5	-	-	-	-	197.3	199.5	72.2	
75.5	192.4	186.8	157.6	192.4	194.6	129.0	112.4	-	90.6	-	-	187.9	190.1	75.5	
78.7	183.0	184.1	155.4	183.0	185.2	126.8	111.3	80.0	89.5	-	-	178.6	180.8	78.7	
85.3	166.4	168.7	151.0	166.4	168.7	123.5	108.5	78.0	87.1	74.7	-	163.1	165.3	85.3	
91.9	152.1	153.2	146.6	152.1	154.3	119.0	105.4	76.3	84.7	73.0	-	148.8	151.0	91.9	
98.4	138.9	141.1	143.3	138.9	141.1	114.6	102.3	74.5	82.5	71.2	-	135.6	137.8	98.4	
101.7	133.7	135.6	138.1	133.7	135.6	113.0	100.9	73.7	81.2	70.3	45.4	130.1	132.3	101.7	
111.5	117.9	119.0	122.4	117.9	119.0	108.2	96.6	71.4	77.6	67.7	43.9	114.6	115.7	111.5	
124.7	100.3	101.9	104.3	100.5	101.9	101.4	91.3	68.6	73.2	64.4	41.9	97.7	99.0	124.7	
137.8	85.5	86.9	89.3	85.5	86.9	89.1	86.2	65.9	68.8	61.1	39.9	83.1	84.4	137.8	
150.9	70.3	71.7	73.9	70.5	71.7	76.9	79.1	63.3	64.8	58.0	38.4	68.6	69.9	150.9	
164.0	58.0	59.1	61.1	58.2	59.1	66.6	68.6	61.1	61.1	54.9	36.6	56.2	57.3	164.0	
177.2	47.6	48.5	50.3	47.8	48.7	55.8	57.8	59.1	57.5	52.2	35.3	45.9	46.7	177.2	
190.3	38.8	39.7	41.2	39.0	39.7	46.7	48.3	51.4	52.0	49.6	34.0	37.0	37.9	190.3	
203.4	31.3	32.0	33.3	31.3	32.2	38.8	40.3	43.2	44.3	46.5	32.6	29.3	30.2	203.4	
216.5	24.7	25.4	26.7	24.9	25.6	32.0	33.3	35.9	37.3	39.2	31.5	22.9	23.6	216.5	
229.7	19.2	19.6	20.7	19.2	19.8	26.0	27.1	29.5	31.1	32.8	30.9	17.2	17.9	229.7	
242.8	14.1	14.6	15.4	14.1	14.6	20.7	21.8	23.8	25.6	27.3	30.0	12.1	12.6	242.8	
252.6	10.8	11.2	12.1	10.8	11.2	17.1	18.2	20.0	21.9	23.4	26.3	8.6	9.3	252.6	
255.9	9.7	10.1	11.0	9.7	10.1	15.9	17.0	18.7	20.7	22.3	25.1	-	8.2	255.9	
259.2	8.6	9.1	9.9	8.6	9.1	14.8	15.9	17.6	19.6	21.1	23.9	-	-	259.2	
262.5	-	8.2	8.8	-	8.2	13.7	14.8	16.5	18.5	20.0	22.7	-	-	262.5	
265.7	-	-	7.7	-	-	12.7	13.8	15.4	17.4	18.8	21.6	-	-	265.7	
269.0	-	-	-	-	-	11.7	12.8	14.3	16.3	17.6	20.5	-	-	269.0	
282.2	-	-	-	-	-	7.9	8.8	10.4	12.3	13.7	16.1	-	-	282.2	
285.4	-	-	-	-	-	-	7.9	9.4	11.5	12.7	15.1	-	-	285.4	
288.7	-	-	-	-	-	-	-	8.4	10.6	11.8	14.1	-	-	288.7	
295.3	-	-	-	-	-	-	-	-	8.8	9.9	12.1	-	-	295.3	
298.6	-	-	-	-	-	-	-	-	7.9	9.0	11.2	-	-	298.6	
301.8	-	-	-	-	-	-	-	-	-	8.2	10.4	-	-	301.8	
308.4	-	-	-	-	-	-	-	-	-	-	8.6	-	-	308.4	
311.7	-	-	-	-	-	-	-	-	-	-	7.7	-	-	311.7	



39.4-118.1 ft 27.6 ft 32.2 ft/s 360° 75%														
354.3 ft 364.2 ft 374.0 ft														
LH+LF_1 LH+LF_3 LH+LF_1 LH+LF_3 LH+LF_1														
39.4 ft 78.7 ft 39.4 ft														
15° 20° 30° 15° 20° 15° 20° 30° 15° 20° 15° 20° 30°														
ft 1,000 lb ft														
49.2	212.7	-	-	231.5	-	-	-	-	-	219.4	-	-	-	49.2
52.5	210.5	194.0	-	229.3	222.7	-	-	-	-	216.6	212.7	196.2	-	52.5
55.8	207.8	191.3	-	227.1	221.0	-	-	-	-	216.6	212.7	193.5	185.2	55.8
59.1	205.0	188.5	157.6	224.9	219.4	-	-	-	-	213.8	210.5	190.7	183.0	59.1
62.3	202.3	186.3	156.0	219.9	217.2	129.0	-	-	-	211.1	208.9	188.5	180.8	62.3
65.6	199.5	184.1	154.3	215.0	215.0	126.8	-	-	-	208.3	207.2	186.3	178.6	65.6
68.9	196.8	181.3	152.1	203.9	205.6	124.6	109.1	-	-	199.0	199.5	183.5	176.4	68.9
72.2	194.0	178.6	149.9	192.9	196.2	122.4	107.6	-	-	189.6	191.8	180.8	174.2	72.2
78.7	175.3	173.1	145.5	175.3	177.5	119.0	104.5	-	-	170.9	173.1	167.6	169.8	78.7
82.0	167.0	167.0	143.9	167.0	169.2	117.4	103.1	78.5	-	163.1	165.3	159.8	162.0	82.0
85.3	158.7	160.9	142.2	158.7	160.9	115.7	101.6	77.6	-	155.4	157.6	152.1	154.3	85.3
91.9	145.5	147.7	137.8	145.5	146.6	111.3	98.8	75.8	-	141.1	143.3	138.9	140.0	91.9
98.4	132.3	134.5	134.5	132.3	134.5	108.5	95.9	74.1	-	129.0	131.2	126.8	127.9	98.4
111.5	111.3	113.5	116.8	111.3	113.5	101.6	90.6	71.0	-	108.9	110.2	106.0	107.8	111.5
124.7	95.0	96.3	99.2	94.6	96.1	95.2	85.3	68.3	-	91.7	93.3	89.3	90.8	124.7
137.8	80.7	82.0	84.4	80.5	81.8	84.4	80.7	65.7	-	77.6	78.9	75.2	76.5	137.8
150.9	67.0	68.3	70.5	66.8	68.1	72.3	74.5	63.3	-	64.8	66.1	63.3	64.6	150.9
164.0	54.5	55.8	57.8	54.2	55.3	61.9	64.2	61.1	-	52.5	53.6	50.7	52.0	164.0
177.2	44.1	45.2	47.0	43.9	45.0	52.7	54.7	58.4	-	41.9	43.0	40.3	41.4	177.2
190.3	35.3	36.2	37.9	35.1	35.9	43.7	45.4	48.7	-	33.1	34.0	31.5	32.4	190.3
203.4	27.8	28.7	30.0	27.3	28.2	35.7	37.3	40.3	-	25.4	26.2	23.8	24.7	203.4
216.5	21.2	21.8	23.1	20.9	21.6	28.7	30.2	33.1	-	18.7	19.6	17.2	18.1	216.5
229.7	15.4	16.1	17.2	15.2	15.9	22.7	24.0	26.7	-	13.0	13.7	11.5	12.1	229.7
236.2	12.9	13.6	14.6	12.7	13.2	20.1	21.4	23.7	-	10.5	11.1	8.8	9.5	236.2
239.5	11.6	12.3	13.2	11.4	11.9	18.7	20.1	22.3	-	9.2	9.9	-	8.2	239.5
242.8	10.4	11.0	11.9	10.1	10.6	17.4	18.7	20.9	-	7.9	8.6	-	8.2	242.8
249.3	8.2	8.6	9.6	7.7	8.4	14.9	16.2	18.4	-	-	-	-	-	249.3
252.6	-	-	8.4	-	-	13.7	15.0	17.1	-	-	-	-	-	252.6
255.9	-	-	-	-	-	12.6	13.9	15.9	-	-	-	-	-	255.9
269.0	-	-	-	-	-	8.4	9.5	11.2	-	-	-	-	-	269.0
272.3	-	-	-	-	-	-	8.4	10.2	-	-	-	-	-	272.3
278.9	-	-	-	-	-	-	-	8.2	-	-	-	-	-	278.9





* Attachable

363,800 lb + 110,200 lb		27.6 ft		32.2 ft/s		360°		75%	
137.8 ft									
SSL+LF_1									
39.4 ft			78.7 ft				118.1 ft		
0 lb	0 lb - 716.6 klb	0 lb - 716.6 klb	0 lb - 716.6 klb	0 lb - 716.6 klb	0 lb - 716.6 klb	0 lb - 716.6 klb	0 lb - 716.6 klb	0 lb - 716.6 klb	0 lb - 716.6 klb
15°	20°	30°	15°	20°	30°	15°	20°	30°	
ft									
1,000 lb									
36.1	357.1	357.1	-	-	-	-	-	-	-
39.4	339.5	339.5	264.6	264.6	-	-	-	-	-
42.7	324.1	324.1	254.6	254.6	168.7	168.7	-	-	-
45.9	308.6	308.6	244.7	244.7	164.2	164.2	-	-	-
49.2	295.4	295.4	235.9	235.9	159.8	159.8	174.2	174.2	-
52.5	282.2	282.2	227.1	227.1	155.4	155.4	166.4	166.4	-
55.8	272.3	272.3	219.9	219.9	151.6	151.6	159.8	159.8	127.9
59.1	262.4	262.4	212.7	212.7	147.7	147.7	153.2	153.2	123.5
62.3	252.4	252.4	206.7	206.7	144.4	144.4	147.7	147.7	119.6
65.6	242.5	242.5	200.6	200.6	141.1	141.1	142.2	142.2	115.7
72.2	227.1	227.1	189.6	189.6	135.6	135.6	132.3	132.3	108.7
78.7	213.8	213.8	179.7	179.7	130.1	130.1	123.5	123.5	102.5
85.3	201.7	201.7	170.9	170.9	124.6	124.6	116.8	116.8	97.0
88.6	196.2	196.2	166.4	166.4	122.4	122.4	113.4	113.4	94.6
91.9	190.7	190.7	162.0	162.0	120.2	120.2	110.0	110.0	92.2
98.4	173.1	181.9	155.4	155.4	116.8	116.8	104.1	104.1	87.7
111.5	146.6	165.7	140.7	143.7	110.4	110.4	94.4	94.4	80.4
124.7	124.4	152.1	124.6	133.7	104.9	104.9	85.9	85.9	73.9
137.8	106.5	141.1	106.9	125.7	100.5	100.5	78.7	78.7	68.3
144.4	100.0	137.1	100.4	122.7	94.6	98.8	75.9	75.9	66.2
150.9	93.5	133.0	93.8	119.8	-	-	73.1	73.1	64.1
157.5	87.1	129.0	87.3	116.8	-	-	70.3	70.3	61.9
164.0	81.8	125.7	-	-	-	-	68.2	68.2	60.3
177.2	-	-	-	-	-	-	63.9	63.9	56.9
180.4	-	-	-	-	-	-	63.1	63.1	56.3
190.3	-	-	-	-	-	-	60.7	60.7	54.5
196.9	-	-	-	-	-	-	59.1	59.1	53.4
203.4	-	-	-	-	-	-	58.0	58.0	-
216.5	-	-	-	-	-	-	-	-	-
219.8	-	-	-	-	-	-	-	-	-
229.7	-	-	-	-	-	-	-	-	-
236.2	-	-	-	-	-	-	-	-	-
239.5	-	-	-	-	-	-	-	-	-

	0 lb	143,300 lb	275,600 lb	363,800 lb	452,000 lb	584,300 lb	716,600 lb
--	------	------------	------------	------------	------------	------------	------------

363,800 lb + 110,200 lb		27.6 ft		32.2 ft/s		360°		75%	
157.5 ft									
SSL+LF_1									
39.4 ft			78.7 ft				118.1 ft		
0 lb	0 lb - 716.6 klb	0 lb - 716.6 klb	0 lb - 716.6 klb	0 lb - 716.6 klb	0 lb - 716.6 klb	0 lb - 716.6 klb	0 lb - 716.6 klb	0 lb - 716.6 klb	0 lb - 716.6 klb
15°	20°	30°	15°	20°	30°	15°	20°	30°	
ft									
1,000 lb									
36.1	368.2	368.2	-	-	-	-	-	-	-
39.4	350.5	350.5	269.0	269.0	-	-	-	-	-
45.9	319.7	319.7	251.3	251.3	166.4	166.4	-	-	-
49.2	307.5	307.5	242.5	242.5	162.6	162.6	178.6	178.6	-
52.5	295.4	295.4	233.7	233.7	158.7	158.7	172.0	172.0	-
55.8	284.4	284.4	227.1	227.1	154.9	154.9	165.3	165.3	130.1
59.1	273.4	273.4	220.5	220.5	151.0	151.0	158.7	158.7	125.7
62.3	264.6	264.6	214.4	214.4	147.7	147.7	153.2	153.2	121.8
65.6	255.7	255.7	208.3	208.3	144.4	144.4	147.7	147.7	117.9
68.9	248.0	248.0	202.8	202.8	141.6	141.6	142.7	142.7	114.6
72.2	240.3	240.3	197.3	197.3	138.9	138.9	137.8	137.8	111.3
75.5	233.4	233.4	192.8	192.8	136.4	136.4	135.9	135.9	108.8
78.7	224.9	224.9	187.4	187.4	133.4	133.4	129.0	129.0	105.8
82.0	218.4	218.4	183.0	183.0	131.0	131.0	127.1	127.1	103.9
85.3	209.4	213.8	178.6	178.6	129.0	129.0	121.3	121.3	100.3
88.6	202.8	202.8	175.2	175.2	127.6	127.6	119.4	119.4	98.4
91.9	188.5	202.8	170.9	170.9	124.6	124.6	114.6	114.6	95.5
95.2	180.0	180.0	167.4	167.4	122.6	122.6	112.7	112.7	93.6
98.4	169.8	192.9	163.1	163.1	120.2	120.2	109.3	109.3	91.1
101.7	161.3	161.3	160.7	160.7	118.3	118.3	107.4	107.4	89.2
105.0	143.3	176.7	141.8	151.4	113.5	113.5	99.5	99.5	83.7
108.3	136.8	136.8	139.4	139.4	111.6	111.6	97.6	97.6	81.8
111.5	121.2	162.8	122.1	141.1	108.0	108.0	90.8	90.8	77.2
114.8	115.7	115.7	119.7	119.7	106.1	106.1	88.9	88.9	75.3
117.9	103.4	151.0	104.1	132.3	103.6	103.6	83.3	83.3	71.7
121.2	96.9	96.9	101.7	101.7	101.7	101.7	81.4	81.4	69.8
124.4	90.3	141.5	90.8	125.7	91.1	100.2	77.5	77.5	67.1
127.7	83.8	136.7	84.2	122.4	84.9	98.5	74.5	74.5	64.8
131.0	78.9	133.4	79.1	119.7	-	-	72.2	72.2	63.1
134.3	71.5	128.4	71.4	115.7	-	-	68.8	68.8	60.6
137.6	69.0	126.8	-	-	-	-	67.7	67.7	59.7
140.9	67.0	125.7	-	-	-	-	66.7	66.8	59.1
144.2	-	-	-	-	-	-	63.9	64.2	57.1
147.5	-	-	-	-	-	-	62.9	63.3	56.4
150.8	-	-	-	-	-	-	58.7	61.1	54.7
154.1	-	-	-	-	-	-	53.9	59.1	53.1
157.4	-	-	-	-	-	-	52.2	58.4	-
160.7	-	-	-	-	-	-	50.7	58.0	-
164.0	-	-	-	-	-	-	-	-	-
167.3	-	-	-	-	-	-	-	-	-
170.6	-	-	-	-	-	-	-	-	-
173.9	-	-	-	-	-	-	-	-	-
177.2	-	-	-	-	-	-	-	-	-
180.5	-	-	-	-	-	-	-	-	-
183.8	-	-	-	-	-	-	-	-	-
187.1	-	-	-	-	-	-	-	-	-
190.4	-	-	-	-	-	-	-	-	-
193.7	-	-	-	-	-	-	-	-	-
197.0	-	-	-	-	-	-	-	-	-
200.3	-	-	-	-	-	-	-	-	-
203.6	-	-	-	-	-	-	-	-	-
206.9	-	-	-	-	-	-	-	-	-
210.2	-	-	-	-	-	-	-	-	-
213.5	-	-	-	-	-	-	-	-	-
216.8	-	-	-	-	-	-	-	-	-
220.1	-	-	-	-	-	-	-	-	-
223.4	-	-	-	-	-	-	-	-	-
226.7	-	-	-	-	-	-	-	-	-
230.0	-	-	-	-	-	-	-	-	-
233.3	-	-	-	-	-	-	-	-	-
236.6	-	-	-	-	-	-	-	-	-
239.9	-	-	-	-	-	-	-	-	-
243.2	-	-	-	-	-	-	-	-	-
246.5	-	-	-	-	-	-	-	-	-
249.8	-	-	-	-	-	-	-	-	-
253.1	-	-	-	-	-	-	-	-	-
256.4	-	-	-	-	-	-	-	-	-

	0 lb	143,300 lb	275,600 lb	363,800 lb	452,000 lb	584,300 lb	716,600 lb
---	------	------------	------------	------------	------------	------------	------------

363,800 lb + 110,200 lb		27.6 ft		32.2 ft/s		360°		75%	
177.2 ft									
SSL+LF_1									
39.4 ft			78.7 ft				118.1 ft		
0 lb - 716.6 klb		0 lb - 716.6 klb		0 lb - 716.6 klb		0 lb - 716.6 klb		0 lb - 716.6 klb	
0 lb		0 lb		0 lb		0 lb		0 lb	
15°		20°		30°		15°		30°	
ft									
1,000 lb									
39.4	359.4	359.4	-	-	-	-	-	-	-
42.7	345.0	345.0	264.6	264.6	-	-	-	-	-
45.9	330.7	330.7	257.9	257.9	168.7	168.7	-	-	-
52.5	306.4	306.4	240.3	240.3	160.9	160.9	175.3	175.3	-
59.1	286.6	286.6	227.1	227.1	154.3	154.3	163.1	163.1	127.9
65.6	266.8	266.8	216.1	216.1	147.7	147.7	152.1	152.1	120.2
68.9	259.0	259.0	210.5	210.5	145.0	145.0	147.2	147.2	116.8
72.2	251.3	251.3	205.0	205.0	142.2	142.2	142.2	113.5	113.5
75.5	241.4	244.7	200.1	200.1	139.4	139.4	137.8	111.1	111.1
78.7	231.5	238.1	195.1	195.1	136.7	136.7	133.4	108.7	108.7
85.3	207.2	224.9	186.3	186.3	132.3	132.3	126.8	103.4	103.4
91.9	185.2	213.8	178.6	178.6	127.9	127.9	120.2	98.5	98.5
98.4	167.6	203.9	168.7	170.9	124.6	124.6	113.5	94.1	94.1
111.5	141.1	187.0	142.2	159.1	117.9	117.9	103.8	86.8	86.8
124.7	118.8	172.3	119.8	148.4	110.6	112.1	95.2	80.2	80.2
137.8	100.8	159.8	101.4	138.9	102.5	106.9	87.5	74.5	74.5
150.9	87.5	150.3	88.2	131.5	89.0	103.1	81.6	70.1	70.1
164.0	76.0	141.8	76.6	125.3	76.9	99.9	76.3	66.1	66.1
170.6	71.1	138.2	71.6	122.7	71.7	98.5	73.9	64.2	64.2
177.2	66.1	134.5	66.6	120.2	-	-	71.4	62.4	62.4
190.3	57.9	128.6	58.0	115.7	-	-	63.5	59.5	59.5
196.9	53.8	125.7	-	-	-	-	59.5	58.0	58.0
203.4	-	-	-	-	-	-	56.1	55.3	55.3
210.0	-	-	-	-	-	-	52.6	52.5	52.5
216.5	-	-	-	-	-	-	49.2	49.8	49.8
229.7	-	-	-	-	-	-	43.6	43.9	43.9
236.2	-	-	-	-	-	-	40.8	57.8	-
242.8	-	-	-	-	-	-	-	-	-
246.1	-	-	-	-	-	-	-	-	-
255.9	-	-	-	-	-	-	-	-	-
265.7	-	-	-	-	-	-	-	-	-
269.0	-	-	-	-	-	-	-	-	-
275.6	-	-	-	-	-	-	-	-	-

	0 lb	143,300 lb	275,600 lb	363,800 lb	452,000 lb	584,300 lb	716,600 lb
--	------	------------	------------	------------	------------	------------	------------

363,800 lb + 110,200 lb		27.6 ft		32.2 ft/s		360°		75%	
196.9 ft									
SSL+LF_1									
39.4 ft			78.7 ft				118.1 ft		
0 lb	0 lb - 716.6 klb	0 lb - 716.6 klb	0 lb - 716.6 klb	0 lb - 716.6 klb	0 lb - 716.6 klb	0 lb - 716.6 klb	0 lb - 716.6 klb	0 lb - 716.6 klb	0 lb - 716.6 klb
15°	20°	30°	15°	20°	30°	15°	20°	30°	
ft									
1,000 lb									
39.4	368.2	368.2	-	-	-	-	-	-	-
42.7	354.9	354.9	271.2	271.2	-	-	-	-	-
45.9	341.7	341.7	262.4	262.4	-	-	-	-	-
49.2	329.6	329.6	254.6	254.6	166.4	166.4	-	-	-
52.5	317.5	317.5	246.9	246.9	162.0	162.0	178.6	178.6	-
59.1	295.4	295.4	233.7	233.7	156.5	156.5	166.4	166.4	130.1
65.6	277.8	277.8	220.5	220.5	149.9	149.9	155.4	155.4	122.4
72.2	249.1	262.4	211.6	211.6	144.4	144.4	146.6	146.6	116.8
75.5	237.0	254.6	206.7	206.7	142.2	142.2	142.2	142.2	113.5
78.7	224.9	246.9	201.7	201.7	140.0	140.0	137.8	137.8	110.2
85.3	203.9	235.9	192.9	192.9	135.6	135.6	131.2	131.2	105.8
91.9	183.0	222.7	184.1	185.2	131.2	131.2	124.6	124.6	101.2
95.1	173.6	218.3	175.3	181.3	129.0	129.0	121.3	121.3	99.1
98.4	164.2	213.8	166.4	177.5	126.8	126.8	117.9	117.9	97.0
111.5	137.8	196.9	139.3	165.7	120.2	120.2	108.2	108.2	89.7
124.7	115.5	181.9	116.5	155.1	111.0	114.6	99.5	99.5	83.1
137.8	97.4	168.7	98.1	145.5	99.4	110.0	91.7	91.7	77.4
150.9	84.2	158.4	84.9	137.4	85.9	105.9	85.5	85.5	72.8
164.0	72.4	149.2	73.0	130.4	73.9	102.4	77.7	80.0	68.6
177.2	61.9	141.1	62.4	124.6	63.3	99.4	68.3	75.0	64.8
183.7	57.8	137.8	58.3	122.4	58.6	98.1	64.2	73.0	62.1
190.3	53.7	134.5	54.2	120.2	-	-	60.0	71.0	59.4
203.4	46.4	129.0	46.5	116.5	-	-	52.3	67.4	53.1
206.7	44.8	127.9	44.8	115.7	-	-	50.6	66.6	51.4
216.5	39.9	124.6	-	-	-	-	45.4	64.2	46.1
223.1	-	-	-	-	-	-	42.6	62.8	43.2
229.7	-	-	-	-	-	-	39.8	61.5	40.3
242.8	-	-	-	-	-	-	34.7	59.2	35.0
246.1	-	-	-	-	-	-	33.5	58.7	33.7
252.6	-	-	-	-	-	-	31.1	57.8	-
255.9	-	-	-	-	-	-	-	-	-
262.5	-	-	-	-	-	-	-	-	-
269.0	-	-	-	-	-	-	-	-	-
282.2	-	-	-	-	-	-	-	-	-
292.0	-	-	-	-	-	-	-	-	-

	0 lb	143,300 lb	275,600 lb	363,800 lb	452,000 lb	584,300 lb	716,600 lb
--	------	------------	------------	------------	------------	------------	------------

363,800 lb + 110,200 lb		27.6 ft		32.2 ft/s		360°		75%	
216.5 ft									
SSL+LF_1									
39.4 ft			78.7 ft				118.1 ft		
0 lb - 716.6 klb		0 lb - 716.6 klb		0 lb - 716.6 klb		0 lb - 716.6 klb		0 lb - 716.6 klb	
0 lb		0 lb		0 lb		0 lb		0 lb	
15°		20°		30°		15°		20°	
30°		15°		20°		30°		15°	
30°		20°		15°		30°		20°	
30°		15°		20°		30°		15°	
1,000 lb									
42.7	361.6	361.6	-	-	-	-	-	-	-
45.9	348.3	348.3	266.8	266.8	-	-	-	-	-
52.5	326.3	326.3	251.3	251.3	164.2	164.2	-	-	-
55.8	313.1	316.4	244.7	244.7	160.9	160.9	175.3	175.3	-
59.1	299.8	306.4	238.1	238.1	157.6	157.6	169.8	169.8	-
62.3	283.3	296.5	232.6	232.6	154.9	154.9	164.8	164.8	127.9
65.6	266.8	286.6	227.1	227.1	152.1	152.1	159.8	159.8	124.6
68.9	253.5	278.9	222.1	222.1	149.9	149.9	154.9	154.9	121.3
72.2	240.3	271.2	217.2	217.2	147.7	147.7	149.9	149.9	117.9
75.5	229.3	264.6	212.2	212.2	145.0	145.0	146.1	146.1	115.2
78.7	218.3	257.9	207.2	207.2	142.2	142.2	142.2	142.2	112.4
85.3	198.4	244.7	199.5	199.5	137.8	137.8	134.5	134.5	108.2
91.9	180.8	233.7	183.0	190.7	133.4	133.4	127.9	127.9	103.6
98.4	163.1	222.7	164.2	184.1	130.1	130.1	122.4	122.4	99.4
111.5	136.0	205.8	137.1	171.6	123.5	123.5	112.4	112.4	92.2
124.7	113.4	190.7	114.4	160.6	112.7	117.6	103.4	103.4	85.8
137.8	95.5	177.5	96.3	151.0	97.9	112.4	95.5	95.5	80.0
150.9	82.2	166.4	83.0	142.9	84.2	108.5	86.5	89.1	75.3
164.0	70.3	156.5	70.9	136.0	71.9	104.9	76.9	83.5	71.1
177.2	59.5	147.7	60.2	130.1	61.1	101.6	66.6	78.5	67.2
190.3	51.3	141.1	51.8	124.9	52.5	99.1	57.9	74.2	58.9
200.1	45.5	136.5	46.0	121.4	46.5	97.4	51.8	71.2	52.9
203.4	43.9	135.2	44.3	120.5	-	-	50.1	70.4	51.1
216.5	37.3	130.1	37.7	116.8	-	-	43.2	67.0	44.1
223.1	34.6	127.9	34.8	114.6	-	-	40.3	65.6	41.2
229.7	32.0	125.7	-	-	-	-	37.5	64.2	38.2
232.9	30.6	124.6	-	-	-	-	36.0	63.5	36.7
236.2	-	-	-	-	-	-	34.6	62.8	35.3
242.8	-	-	-	-	-	-	32.3	61.7	32.8
255.9	-	-	-	-	-	-	27.6	59.5	28.0
262.5	-	-	-	-	-	-	25.6	58.6	26.0
269.0	-	-	-	-	-	-	23.6	57.8	-
275.6	-	-	-	-	-	-	-	-	-
282.2	-	-	-	-	-	-	-	-	-
295.3	-	-	-	-	-	-	-	-	-
298.6	-	-	-	-	-	-	-	-	-
308.4	-	-	-	-	-	-	-	-	-

	0 lb	143,300 lb	275,600 lb	363,800 lb	452,000 lb	584,300 lb	716,600 lb
--	------	------------	------------	------------	------------	------------	------------

363,800 lb + 110,200 lb		27.6 ft		32.2 ft/s		360°		75%	
236.2 ft									
SSL+LF_1									
39.4 ft			78.7 ft				118.1 ft		
0 lb	0 lb - 716.6 klb	0 lb - 716.6 klb	0 lb - 716.6 klb	0 lb - 716.6 klb	0 lb - 716.6 klb	0 lb - 716.6 klb	0 lb - 716.6 klb	0 lb - 716.6 klb	0 lb - 716.6 klb
15°	20°	30°	15°	20°	30°	15°	20°	30°	
ft									
1,000 lb									
42.7	368.2	368.2	-	-	-	-	-	-	-
45.9	357.1	357.1	269.0	269.0	-	-	-	-	-
52.5	326.3	332.9	255.7	255.7	165.3	165.3	-	-	-
55.8	307.5	323.0	249.1	249.1	162.6	162.6	178.6	178.6	-
59.1	288.8	313.1	242.5	242.5	159.8	159.8	173.1	173.1	-
62.3	273.4	304.2	237.0	237.0	157.1	157.1	168.1	168.1	129.0
65.6	257.9	295.4	231.5	231.5	154.3	154.3	163.1	163.1	125.7
68.9	244.7	287.7	227.1	227.1	151.6	151.6	158.7	158.7	122.9
72.2	231.5	280.0	222.7	222.7	148.8	148.8	154.3	154.3	120.2
75.5	220.5	273.4	217.2	217.7	146.6	146.6	149.9	149.9	117.4
78.7	209.4	266.8	211.6	212.7	144.4	144.4	145.5	145.5	114.6
85.3	190.7	253.5	192.9	205.0	140.0	140.0	138.9	138.9	110.2
91.9	174.2	242.5	175.3	196.2	136.7	136.7	132.3	132.3	105.8
98.4	158.7	231.5	160.9	189.6	132.3	132.3	125.7	125.7	101.6
111.5	132.3	213.8	133.7	177.1	125.7	125.7	115.4	115.4	94.6
124.7	110.1	198.4	111.1	166.1	113.2	119.8	106.6	106.6	88.2
137.8	92.2	185.2	93.0	156.5	94.8	114.6	99.2	99.2	82.5
150.9	78.3	174.2	79.2	148.4	80.8	110.8	85.8	92.7	77.7
164.0	66.1	164.2	66.9	141.1	68.3	107.2	73.8	86.9	71.7
177.2	55.6	155.4	56.2	134.5	57.3	103.8	63.1	81.8	64.4
190.3	47.2	148.1	47.7	129.3	48.6	101.0	54.4	77.4	55.6
203.4	39.7	141.5	40.1	124.6	40.9	98.7	46.5	73.4	47.6
213.3	34.7	137.1	35.2	121.3	35.7	97.2	41.2	70.8	42.3
216.5	33.1	135.6	33.5	120.2	-	-	39.5	69.9	40.6
229.7	27.6	130.4	28.1	117.2	-	-	33.7	66.8	34.7
239.5	23.8	127.0	24.0	114.6	-	-	29.7	64.7	30.5
242.8	22.7	126.2	-	-	-	-	28.5	64.1	29.3
249.3	20.5	124.6	-	-	-	-	26.2	62.9	26.9
252.6	-	-	-	-	-	-	25.0	62.3	25.7
255.9	-	-	-	-	-	-	23.8	61.7	24.5
269.0	-	-	-	-	-	-	19.7	59.7	20.4
278.9	-	-	-	-	-	-	16.8	58.3	17.2
282.2	-	-	-	-	-	-	16.0	58.0	-
288.7	-	-	-	-	-	-	14.3	57.3	-
295.3	-	-	-	-	-	-	-	-	-
308.4	-	-	-	-	-	-	-	-	-
315.0	-	-	-	-	-	-	-	-	-
321.5	-	-	-	-	-	-	-	-	-
324.8	-	-	-	-	-	-	-	-	-



363,800 lb + 110,200 lb		27.6 ft		32.2 ft/s		360°		75%	
255.9 ft									
SSL+LF_1									
39.4 ft			78.7 ft				118.1 ft		
0 lb	0 lb - 716.6 klb	0 lb - 716.6 klb	0 lb - 716.6 klb	0 lb - 716.6 klb	0 lb - 716.6 klb	0 lb - 716.6 klb	0 lb - 716.6 klb	0 lb - 716.6 klb	0 lb - 716.6 klb
15°	20°	30°	15°	20°	30°	15°	20°	30°	
ft									
1,000 lb									
45.9	359.4	363.8	-	-	-	-	-	-	-
49.2	337.3	352.7	266.8	266.8	-	-	-	-	-
52.5	315.3	341.7	260.1	260.1	-	-	-	-	-
55.8	297.6	331.8	253.5	253.5	164.2	164.2	-	-	-
59.1	280.0	321.9	246.9	246.9	160.9	160.9	176.4	176.4	-
65.6	249.1	304.2	235.9	235.9	155.4	155.4	166.4	166.4	127.9
72.2	224.9	288.8	227.1	227.1	151.0	151.0	157.6	157.6	122.4
78.7	202.8	273.4	205.0	218.3	146.6	146.6	148.8	148.8	116.8
82.0	194.0	267.9	195.7	213.8	144.4	144.4	145.5	145.5	114.6
85.3	185.2	262.4	186.3	209.4	142.2	142.2	142.2	142.2	112.4
91.9	168.7	249.1	170.9	201.7	138.9	138.9	135.6	135.6	107.8
98.4	154.3	240.3	156.5	195.1	134.5	134.5	129.0	129.0	103.8
101.7	148.3	235.9	150.3	192.0	132.3	133.0	126.6	126.6	102.1
111.5	130.1	222.7	131.5	182.6	125.7	128.6	119.4	119.4	96.8
124.7	108.9	206.5	109.9	171.2	112.0	122.7	109.2	110.6	90.4
137.8	90.8	191.8	91.7	160.9	93.5	116.8	98.3	102.5	84.7
150.9	76.9	180.8	77.7	152.9	79.4	113.2	84.7	96.0	80.0
164.0	64.5	170.5	65.3	145.5	66.8	109.6	72.3	90.2	72.7
177.2	53.8	160.9	54.5	138.9	55.8	106.0	61.3	84.9	62.8
190.3	45.4	153.6	45.9	133.7	47.1	103.1	52.6	80.5	54.0
203.4	37.8	147.0	38.4	128.6	39.3	100.5	44.8	76.4	46.0
216.5	31.1	141.1	31.7	123.5	32.4	98.3	37.7	72.5	38.8
226.4	27.1	136.7	27.6	121.3	28.0	97.0	33.4	70.2	34.4
229.7	25.8	135.2	26.2	120.5	-	-	32.0	69.4	32.9
242.8	20.9	130.4	21.2	117.6	-	-	26.7	66.6	27.6
255.9	16.3	126.8	16.8	114.6	-	-	22.0	63.9	22.7
265.7	13.4	124.6	-	-	-	-	19.0	62.3	19.6
269.0	-	-	-	-	-	-	17.9	61.7	18.6
282.2	-	-	-	-	-	-	14.2	59.8	14.8
295.3	-	-	-	-	-	-	10.8	58.2	10.6
305.1	-	-	-	-	-	-	8.6	57.1	-
308.4	-	-	-	-	-	-	-	-	-
321.5	-	-	-	-	-	-	-	-	-
324.8	-	-	-	-	-	-	-	-	-
331.4	-	-	-	-	-	-	-	-	-
334.6	-	-	-	-	-	-	-	-	-
341.2	-	-	-	-	-	-	-	-	-

	0 lb	143,300 lb	275,600 lb	363,800 lb	452,000 lb	584,300 lb	716,600 lb
--	------	------------	------------	------------	------------	------------	------------

363,800 lb + 110,200 lb		27.6 ft		32.2 ft/s		360°		75%	
275.6 ft									
SSL+LF_1									
39.4 ft			78.7 ft				118.1 ft		
0 lb	0 lb - 716.6 klb	0 lb - 716.6 klb	0 lb - 716.6 klb	0 lb - 716.6 klb	0 lb - 716.6 klb	0 lb - 716.6 klb	0 lb - 716.6 klb	0 lb - 716.6 klb	0 lb - 716.6 klb
15°	20°	30°	15°	20°	30°	15°	20°	30°	
ft									
1,000 lb									
45.9	346.1	368.2	-	-	-	-	-	-	-
49.2	324.1	358.3	269.0	269.0	-	-	-	-	-
52.5	302.0	348.3	262.4	262.4	-	-	-	-	-
55.8	285.5	338.4	256.8	256.8	164.2	164.2	-	-	-
59.1	269.0	328.5	251.3	251.3	162.0	162.0	177.5	178.6	-
65.6	240.3	310.9	240.3	240.3	157.6	157.6	168.7	168.7	129.0
72.2	216.1	295.4	218.3	231.5	152.1	152.1	159.8	159.8	123.5
78.7	195.1	282.2	197.3	222.7	147.7	147.7	152.1	152.1	117.9
85.3	177.5	269.0	179.7	213.8	144.4	144.4	145.5	145.5	113.5
91.9	160.9	257.9	163.1	206.1	140.0	140.0	138.9	138.9	109.8
98.4	147.7	246.9	149.9	199.5	136.7	136.7	132.3	132.3	105.8
101.7	142.2	242.5	144.2	196.4	133.7	135.2	129.9	129.9	104.1
111.5	125.7	229.3	127.1	187.0	124.9	130.8	122.7	122.7	98.8
124.7	105.5	213.5	106.7	176.0	109.6	124.9	110.2	113.9	92.4
137.8	87.3	199.5	88.6	166.4	90.6	119.0	94.6	105.8	86.6
150.9	73.0	187.8	74.1	158.4	76.1	115.4	81.2	99.2	80.0
164.0	60.5	177.1	61.4	150.6	63.2	111.7	68.9	93.2	71.0
177.2	49.6	167.6	50.5	143.3	52.0	108.0	57.8	87.7	59.5
190.3	41.2	159.5	42.0	137.4	43.4	104.9	49.1	83.2	50.6
203.4	33.7	152.1	34.3	132.3	35.5	102.2	41.2	79.0	42.5
216.5	26.9	145.5	27.6	127.9	28.4	99.9	34.2	75.2	35.3
229.7	21.5	140.4	22.0	124.2	22.9	98.1	28.3	71.9	29.4
242.8	16.5	135.6	16.9	120.5	15.7	96.3	23.0	69.0	24.0
255.9	12.1	131.2	12.3	116.8	-	-	18.3	66.4	19.2
269.0	8.2	127.3	8.6	115.2	-	-	14.2	64.0	14.9
272.3	-	126.5	-	114.6	-	-	13.2	63.4	13.9
278.9	-	125.1	-	-	-	-	11.2	62.4	11.9
282.2	-	124.6	-	-	-	-	10.4	61.9	11.0
292.0	-	-	-	-	-	-	7.7	60.5	8.4
295.3	-	-	-	-	-	-	-	60.0	-
308.4	-	-	-	-	-	-	-	58.3	-
311.7	-	-	-	-	-	-	-	57.9	-
318.2	-	-	-	-	-	-	-	57.3	-
321.5	-	-	-	-	-	-	-	57.1	-
334.6	-	-	-	-	-	-	-	-	-
347.8	-	-	-	-	-	-	-	-	-
357.6	-	-	-	-	-	-	-	-	-

	0 lb	143,300 lb	275,600 lb	363,800 lb	452,000 lb	584,300 lb	716,600 lb
--	------	------------	------------	------------	------------	------------	------------

363,800 lb + 110,200 lb		27.6 ft		32.2 ft/s		360°		75%	
295.3 ft									
SSL+LF_1									
39.4 ft			78.7 ft				118.1 ft		
0 lb - 716.6 klb		0 lb - 716.6 klb		0 lb - 716.6 klb		0 lb - 716.6 klb		0 lb - 716.6 klb	
0 lb		0 lb		0 lb		0 lb		0 lb	
15°		20°		30°		15°		30°	
ft									
1,000 lb									
49.2	310.9	363.8	-	-	-	-	-	-	-
52.5	291.0	352.7	266.8	266.8	-	-	-	-	-
59.1	257.9	335.1	255.7	255.7	163.1	163.1	-	-	-
62.3	243.6	326.3	244.7	250.2	160.9	160.9	175.3	176.4	-
65.6	229.3	317.5	233.7	244.7	158.7	158.7	170.9	170.9	-
68.9	218.3	309.7	221.6	240.3	156.5	156.5	167.0	167.0	127.9
72.2	207.2	302.0	209.4	235.9	154.3	154.3	163.1	163.1	124.6
75.5	197.3	295.4	199.5	231.5	152.1	152.1	159.3	159.3	122.4
78.7	187.4	288.8	189.6	227.1	149.9	149.9	155.4	155.4	120.2
82.0	178.6	282.2	180.8	222.7	147.7	147.7	151.6	151.6	117.9
85.3	169.8	275.6	172.0	218.3	145.5	145.5	147.7	147.7	115.7
91.9	154.3	264.6	156.5	210.5	142.2	142.2	142.2	142.2	111.3
98.4	141.1	253.5	143.3	203.9	138.9	138.9	135.6	135.6	107.6
105.0	130.5	244.7	132.3	197.7	130.4	135.6	127.9	130.4	104.1
111.5	119.9	235.9	121.3	191.4	122.0	132.3	120.2	125.3	100.7
124.7	100.9	220.1	101.9	180.4	104.9	126.4	104.9	116.4	94.4
137.8	84.0	206.1	85.3	170.9	87.7	121.3	89.7	108.9	88.6
150.9	69.6	194.4	70.8	162.8	72.9	116.8	77.7	102.3	78.6
164.0	57.0	183.7	58.1	155.1	59.9	113.1	66.0	96.2	68.0
177.2	46.1	174.2	47.2	147.7	48.7	110.0	54.7	90.6	56.7
190.3	37.7	166.1	38.5	141.8	39.9	106.9	45.9	86.1	47.5
203.4	30.1	158.4	30.8	136.3	32.0	104.1	37.9	81.8	39.4
216.5	23.4	151.0	24.0	131.2	25.1	101.4	30.9	77.8	32.2
229.7	17.9	145.1	18.4	127.5	19.4	99.4	25.1	74.4	26.3
242.8	12.9	140.0	13.4	123.9	14.2	97.6	19.8	71.4	20.9
255.9	8.4	135.6	8.8	120.2	9.5	96.1	15.0	68.6	15.9
269.0	-	131.2	-	117.2	-	-	10.9	66.1	11.6
278.9	-	128.2	-	115.2	-	-	7.9	64.4	8.6
282.2	-	127.5	-	114.6	-	-	-	63.8	-
285.4	-	126.8	-	114.1	-	-	-	63.3	-
288.7	-	126.0	-	113.5	-	-	-	62.8	-
295.3	-	124.6	-	-	-	-	-	61.7	-
298.6	-	123.5	-	-	-	-	-	61.3	-
305.1	-	-	-	-	-	-	-	60.5	-
308.4	-	-	-	-	-	-	-	60.1	-
321.5	-	-	-	-	-	-	-	58.6	-
328.1	-	-	-	-	-	-	-	57.8	-
331.4	-	-	-	-	-	-	-	57.5	-
334.6	-	-	-	-	-	-	-	57.1	-
337.9	-	-	-	-	-	-	-	56.9	-
347.8	-	-	-	-	-	-	-	-	-
360.9	-	-	-	-	-	-	-	-	-
364.2	-	-	-	-	-	-	-	-	-
374.0	-	-	-	-	-	-	-	-	-
377.3	-	-	-	-	-	-	-	-	-

	0 lb	143,300 lb	275,600 lb	363,800 lb	452,000 lb	584,300 lb	716,600 lb
--	------	------------	------------	------------	------------	------------	------------

363,800 lb + 110,200 lb		27.6 ft		32.2 ft/s		360°		75%	
315.0 ft									
SSL+LF_1									
39.4 ft			78.7 ft				118.1 ft		
0 lb	0 lb - 716.6 klb	0 lb	0 lb - 716.6 klb	0 lb	0 lb - 716.6 klb	0 lb	0 lb - 716.6 klb	0 lb	0 lb - 716.6 klb
15°	20°	30°	15°	20°	30°	15°	20°	30°	
1,000 lb									
49.2	297.6	368.2	-	-	-	-	-	-	-
52.5	280.0	359.4	269.0	269.0	-	-	-	-	-
59.1	246.9	341.7	251.3	257.9	164.2	164.2	-	-	-
62.3	233.7	332.9	238.1	252.4	162.0	162.0	176.4	177.5	-
65.6	220.5	324.1	224.9	246.9	159.8	159.8	172.0	173.1	-
68.9	209.4	316.4	213.3	242.5	157.6	157.6	168.1	169.2	129.0
72.2	198.4	308.6	201.7	238.1	155.4	155.4	164.2	165.3	125.7
75.5	189.0	302.0	191.8	233.7	153.2	153.2	160.9	161.5	123.5
78.7	179.7	295.4	181.9	229.3	151.0	151.0	157.6	157.6	121.3
82.0	170.9	288.8	173.1	226.0	149.4	149.4	154.3	154.3	119.0
85.3	162.0	282.2	164.2	222.7	147.7	147.7	151.0	151.0	116.8
88.6	154.9	276.7	157.1	218.8	145.5	145.5	147.7	147.7	114.6
91.9	147.7	271.2	149.9	215.0	143.3	143.3	144.4	144.4	112.4
98.4	134.5	260.1	136.7	208.3	140.0	140.0	137.8	138.9	109.1
105.0	124.0	251.3	126.0	202.1	129.3	137.1	127.7	133.7	105.7
111.5	113.6	242.5	115.4	195.8	118.5	134.1	117.7	128.6	102.4
124.7	95.4	226.7	96.9	184.8	99.7	128.6	99.9	119.4	95.0
137.8	79.8	212.7	81.1	175.3	83.6	123.5	84.4	111.3	87.1
150.9	65.6	201.0	66.9	166.4	69.2	119.0	72.4	104.9	74.9
164.0	53.0	190.0	54.2	158.7	56.3	115.0	61.3	98.9	63.6
177.2	42.1	179.7	43.2	152.1	45.0	111.3	51.1	93.5	53.1
190.3	33.6	171.6	34.5	146.2	36.2	108.5	42.3	88.8	44.2
203.4	25.9	163.9	26.7	140.7	28.2	105.8	34.3	84.4	36.0
216.5	19.2	156.5	19.8	135.6	21.2	103.2	27.1	80.2	28.7
229.7	13.6	150.6	14.3	131.2	15.4	101.0	21.4	76.9	22.6
242.8	8.4	145.3	9.0	127.1	10.1	99.0	16.0	73.7	17.1
246.1	-	144.0	7.7	126.2	8.8	98.5	14.8	73.0	15.9
255.9	-	140.0	-	123.5	-	97.2	11.0	70.8	12.1
265.7	-	136.7	-	121.3	-	96.3	7.9	68.9	9.0
269.0	-	135.6	-	120.5	-	96.0	-	68.3	7.9
272.3	-	134.5	-	119.8	-	95.7	-	67.6	-
282.2	-	131.5	-	117.6	-	-	65.9	-	57.4
285.4	-	130.6	-	116.8	-	-	65.4	-	57.0
295.3	-	127.9	-	114.6	-	-	63.7	-	55.8
308.4	-	124.9	-	96.6	-	-	61.8	-	54.5
318.2	-	123.5	-	-	-	-	60.5	-	53.6
321.5	-	-	-	-	-	-	60.1	-	53.4
334.6	-	-	-	-	-	-	58.6	-	52.2
344.5	-	-	-	-	-	-	57.8	-	51.8
347.8	-	-	-	-	-	-	57.5	-	-
354.3	-	-	-	-	-	-	56.9	-	-
360.9	-	-	-	-	-	-	-	-	-
374.0	-	-	-	-	-	-	-	-	-
380.6	-	-	-	-	-	-	-	-	-
387.1	-	-	-	-	-	-	-	-	-
393.7	-	-	-	-	-	-	-	-	-


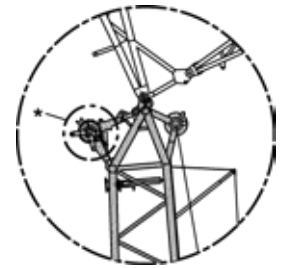


363,800 lb + 110,200 lb		27.6 ft		32.2 ft/s		360°		75%	
334.6 ft									
SSL+LF_1									
39.4 ft			78.7 ft				118.1 ft		
0 lb	0 lb - 716.6 klb	0 lb - 716.6 klb	0 lb - 716.6 klb	0 lb - 716.6 klb	0 lb - 716.6 klb	0 lb - 716.6 klb	0 lb - 716.6 klb	0 lb - 716.6 klb	0 lb - 716.6 klb
15°	20°	30°	15°	20°	30°	15°	20°	30°	
ft									
1,000 lb									
52.5	269.0	354.9	-	-	-	-	-	-	-
55.8	253.5	350.5	255.7	266.8	-	-	-	-	-
59.1	238.1	346.1	240.3	260.1	-	-	-	-	-
62.3	225.4	338.4	228.2	255.7	162.0	162.0	-	-	-
65.6	212.7	330.7	216.1	251.3	159.8	159.8	173.1	174.2	-
72.2	190.7	315.3	192.9	242.5	156.5	156.5	165.3	167.6	126.8
78.7	172.0	302.0	174.2	233.7	152.1	152.1	158.7	159.8	122.4
85.3	155.4	288.8	157.6	224.9	148.8	148.8	153.2	153.2	117.9
88.6	148.3	283.3	150.5	221.6	147.2	147.2	148.8	149.9	115.7
91.9	141.1	277.8	143.3	218.3	145.5	145.5	144.4	146.6	113.5
98.4	127.9	266.8	130.1	211.6	134.5	142.2	132.3	141.1	110.2
108.3	112.7	253.5	114.6	202.8	118.5	137.2	117.3	133.9	105.4
111.5	107.6	249.1	109.5	199.9	113.2	135.6	112.3	131.5	103.8
124.7	89.8	233.0	91.5	188.9	94.6	130.1	94.7	122.4	94.4
137.8	74.5	218.3	76.1	178.6	78.7	125.7	79.6	113.5	82.2
150.9	61.4	206.5	62.8	170.5	65.3	121.3	67.7	107.5	70.2
164.0	49.5	195.5	50.7	162.8	53.0	117.2	57.0	101.6	59.3
177.2	38.6	185.2	39.7	155.4	41.7	113.5	47.6	95.9	49.6
190.3	30.1	177.1	31.0	149.5	32.7	110.3	38.9	91.2	40.9
203.4	22.3	169.4	23.2	144.0	24.7	107.4	31.0	86.8	32.9
216.5	15.4	162.0	16.3	138.9	17.6	104.7	23.8	82.7	25.6
229.7	9.8	155.9	10.6	134.5	11.8	102.4	17.9	79.1	19.5
232.9	8.4	154.3	9.1	133.4	10.3	101.9	16.5	78.3	18.0
236.2	-	152.1	7.7	132.3	8.8	101.2	15.0	77.4	16.5
242.8	-	149.5	-	130.1	-	100.2	12.5	75.9	14.0
252.6	-	145.7	-	126.8	-	98.8	8.8	73.7	10.1
255.9	-	144.4	-	125.7	-	98.3	-	73.0	8.8
259.2	-	143.3	-	124.9	-	98.0	-	72.3	7.7
262.5	-	142.2	-	124.2	-	97.6	-	71.7	-
269.0	-	140.0	-	122.7	-	96.9	-	70.3	-
272.3	-	138.9	-	122.0	-	96.5	-	69.7	-
275.6	-	137.8	-	121.3	-	96.1	-	69.0	-
282.2	-	135.6	-	119.8	-	95.5	-	67.8	-
285.4	-	134.5	-	119.0	-	95.2	-	67.2	-
295.3	-	131.2	-	116.8	-	-	-	65.5	-
308.4	-	127.5	-	114.6	-	-	-	63.6	-
321.5	-	121.3	-	113.5	-	-	-	61.8	-
324.8	-	119.0	-	96.3	-	-	-	61.4	-
334.6	-	112.4	-	-	-	-	-	60.2	-
347.8	-	-	-	-	-	-	-	58.7	-
360.9	-	-	-	-	-	-	-	57.5	-
370.7	-	-	-	-	-	-	-	56.7	-
374.0	-	-	-	-	-	-	-	-	-
387.1	-	-	-	-	-	-	-	-	-
397.0	-	-	-	-	-	-	-	-	-
400.3	-	-	-	-	-	-	-	-	-
410.1	-	-	-	-	-	-	-	-	-



363,800 lb + 110,200 lb		27.6 ft		32.2 ft/s		360°		75%	
354.3 ft									
SSL+LF_1									
39.4 ft			78.7 ft				118.1 ft		
0 lb	0 lb - 716.6 klb	0 lb - 716.6 klb	0 lb - 716.6 klb	0 lb - 716.6 klb	0 lb - 716.6 klb	0 lb - 716.6 klb	0 lb - 716.6 klb	0 lb - 716.6 klb	0 lb - 716.6 klb
15°	20°	30°	15°	20°	30°	15°	20°	30°	
1,000 lb									
52.5	257.9	339.5	-	-	-	-	-	-	-
55.8	242.5	339.5	244.7	269.0	-	-	-	-	-
59.1	227.1	339.5	231.5	262.4	-	-	-	-	-
62.3	215.0	335.1	218.8	257.9	163.1	163.1	-	-	-
65.6	202.8	330.7	206.1	253.5	160.9	160.9	174.2	175.3	-
72.2	181.9	319.7	185.2	244.7	157.6	157.6	166.4	168.7	127.9
78.7	164.2	306.4	166.4	235.9	153.2	153.2	160.9	162.0	123.5
85.3	147.7	295.4	149.9	229.3	149.9	149.9	152.1	155.4	119.0
91.9	133.4	284.4	135.6	222.7	141.1	146.6	137.8	149.9	115.7
98.4	121.3	273.4	123.5	215.0	127.9	143.3	125.7	143.3	111.3
108.3	106.4	260.1	108.4	206.1	112.2	138.9	111.1	136.1	105.6
111.5	101.4	255.7	103.3	203.2	107.0	137.4	106.3	133.7	103.7
124.7	83.9	239.6	85.6	192.5	88.8	131.9	89.1	124.9	92.3
137.8	68.8	224.9	70.3	183.0	73.2	126.8	74.1	116.8	77.2
150.9	56.9	212.4	58.3	174.2	61.0	122.4	62.5	110.2	65.3
164.0	45.4	201.0	46.7	166.1	49.2	118.3	52.0	104.1	54.5
177.2	34.4	190.7	35.7	158.7	37.7	114.6	42.8	98.5	45.0
190.3	25.9	181.9	26.9	152.9	28.9	111.7	35.0	93.7	37.0
203.4	18.2	173.8	19.0	147.3	20.9	108.9	27.4	89.2	29.3
216.5	11.2	166.4	12.1	142.2	13.7	106.3	20.1	85.1	21.8
223.1	8.4	163.6	9.0	140.0	10.6	105.0	17.1	83.3	18.8
226.4	-	161.8	-	138.9	9.0	104.4	15.7	82.5	17.3
229.7	-	160.1	-	137.8	-	103.7	14.2	81.6	15.8
242.8	-	154.0	-	133.4	-	101.6	8.6	78.2	10.1
246.1	-	152.7	-	132.3	-	101.1	-	77.4	8.8
252.6	-	150.1	-	130.1	-	100.1	-	75.8	-
255.9	-	148.8	-	129.0	-	99.6	-	75.0	-
259.2	-	147.5	-	128.1	-	99.2	-	74.3	-
265.7	-	145.0	-	126.2	-	98.4	-	73.0	-
269.0	-	143.7	-	125.3	-	98.0	-	72.3	-
275.6	-	141.1	-	123.5	-	97.2	-	71.0	-
282.2	-	139.3	-	122.4	-	96.6	-	69.8	-
295.3	-	135.6	-	120.2	-	95.2	-	67.5	-
301.8	-	130.8	-	118.7	-	92.8	-	66.4	-
308.4	-	126.0	-	117.2	-	-	-	65.4	-
321.5	-	118.2	-	114.6	-	-	-	63.5	-
334.6	-	110.2	-	110.2	-	-	-	61.7	-
337.9	-	108.1	-	108.6	-	-	-	61.4	-
341.2	-	105.9	-	106.9	-	-	-	61.0	-
347.8	-	101.6	-	-	-	-	-	60.3	-
351.1	-	99.4	-	-	-	-	-	59.9	-
360.9	-	-	-	-	-	-	-	58.9	-
374.0	-	-	-	-	-	-	-	57.5	-
377.3	-	-	-	-	-	-	-	57.3	-
387.1	-	-	-	-	-	-	-	56.7	-
390.4	-	-	-	-	-	-	-	56.4	-
400.3	-	-	-	-	-	-	-	-	-
413.4	-	-	-	-	-	-	-	-	-
426.5	-	-	-	-	-	-	-	-	-

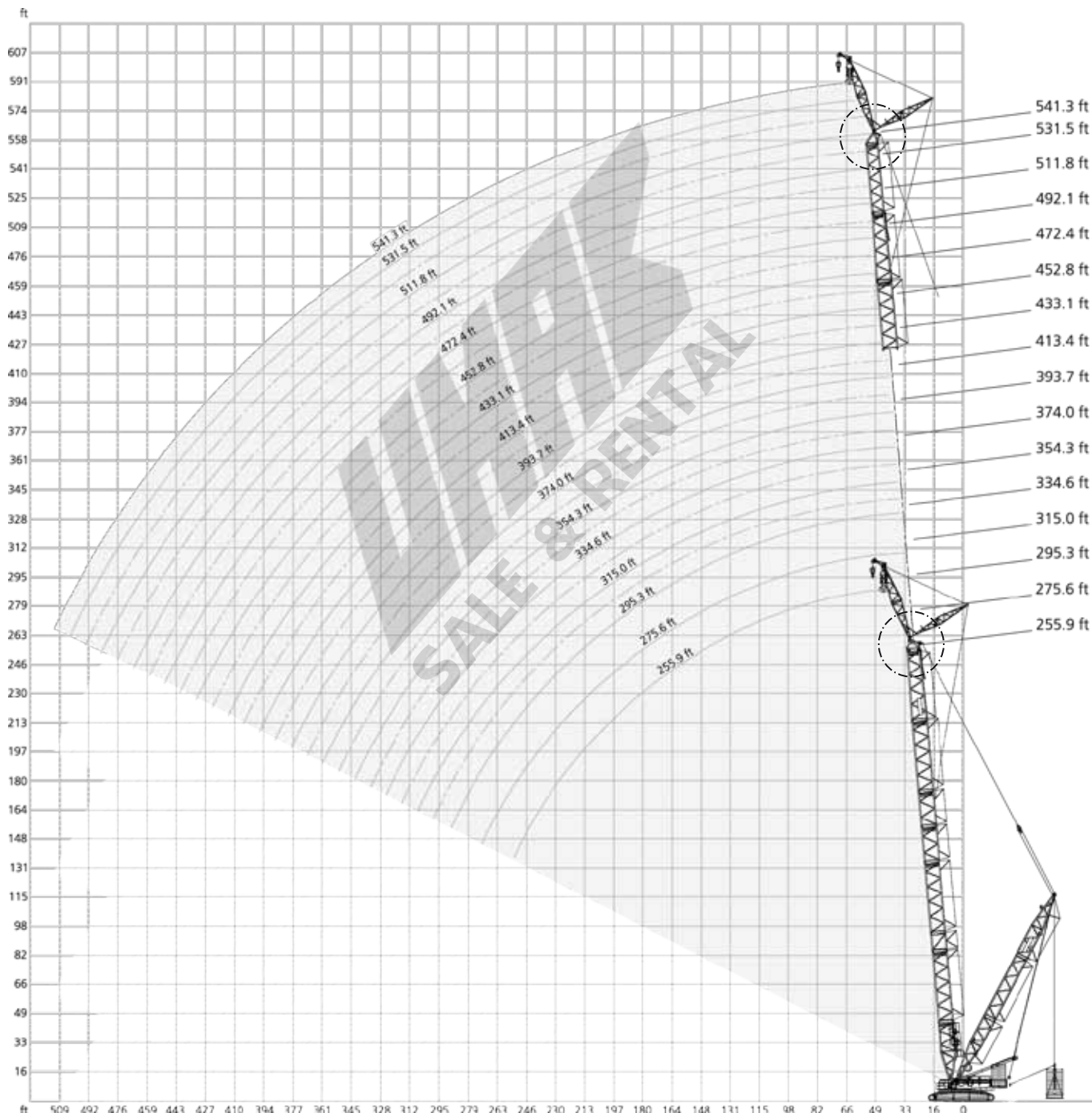
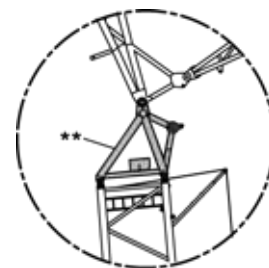




* Attachable

LSL+LF_3, LSL+LF_4, LSL+LF_6, LSL+LF_8, LSL+LF_10, LSL+LF_12




CC 3800-1



** Option

363,800 lb + 110,200 lb		27.6 ft		32.2 ft/s		360°		75%											
236.2 ft		255.9 ft				275.6 ft													
LSL+LF_2				LSL+LF_3		LSL+LF_2		LSL+LF_3											
39.4 ft																			
0 lb		0-716.6 klb		0 lb		0-716.6 klb		0 lb											
15°		20°		30°		15°		20°											
ft		1,000 lb								ft									
39.4	392.4	392.4	-	-	-	-	-	-	-	39.4									
42.7	377.0	380.3	291.0	-	372.6	388.0	-	-	-	42.7									
45.9	361.6	368.2	282.2	-	346.1	374.8	286.6	-	335.1	343.9	273.4	332.9	381.4	291.0	-	328.5	341.7	277.8	45.9
49.2	339.5	357.1	275.6	179.7	325.2	363.8	280.0	-	317.5	335.1	266.8	313.1	371.5	284.4	-	308.6	335.1	271.2	49.2
52.5	317.5	346.1	269.0	176.4	304.2	352.7	273.4	178.6	299.8	326.3	260.1	293.2	361.6	277.8	179.7	288.8	328.5	264.6	52.5
59.1	280.0	326.3	255.7	170.9	269.0	332.9	260.1	172.0	266.8	308.6	249.1	260.1	341.7	264.6	174.2	255.7	315.3	253.5	59.1
65.6	251.3	308.6	244.7	164.2	240.3	315.3	249.1	166.4	238.1	295.4	240.3	233.7	324.1	253.5	168.7	229.3	299.8	242.5	65.6
72.2	227.1	291.0	233.7	159.8	217.2	299.8	238.1	162.0	216.6	281.1	229.3	210.5	308.6	244.7	163.1	207.8	287.7	233.7	72.2
78.7	206.1	277.8	224.9	154.3	197.3	286.6	229.3	156.5	195.1	266.8	220.5	190.7	293.2	233.7	158.7	186.3	275.6	224.9	78.7
85.3	187.4	264.6	216.1	149.9	179.7	273.4	220.5	152.1	178.6	255.7	212.7	174.2	282.2	224.9	154.3	170.9	263.5	217.2	85.3
91.9	172.0	253.5	207.2	145.5	164.2	262.4	212.7	147.7	162.0	244.7	205.0	158.7	269.0	218.3	149.9	155.4	251.3	209.4	91.9
98.4	157.6	242.5	199.5	141.1	151.0	251.3	206.1	144.4	149.4	234.8	198.4	145.5	257.9	210.5	146.6	142.7	241.4	202.8	98.4
111.5	132.6	224.9	187.0	134.5	128.2	232.2	192.9	137.1	126.2	216.6	185.9	124.9	240.3	198.0	140.0	120.7	223.8	190.3	111.5
124.7	111.4	208.7	175.6	128.2	108.1	215.7	181.1	130.8	106.9	202.5	174.9	106.0	224.1	186.7	133.7	103.0	209.8	179.3	124.7
137.8	93.9	194.0	165.3	122.4	90.6	201.7	170.9	125.7	89.3	190.7	165.3	88.6	209.4	176.4	127.9	86.2	197.3	169.8	137.8
150.9	81.1	183.0	157.3	117.9	77.7	190.7	162.0	120.5	76.4	180.4	157.3	75.3	197.7	167.6	123.5	72.7	187.0	162.4	150.9
164.0	69.7	172.7	149.5	113.9	66.0	180.4	154.3	116.1	64.7	170.9	149.5	63.4	187.0	159.5	119.0	60.8	177.5	155.1	164.0
177.2	59.5	163.1	142.2	110.2	55.6	170.9	147.7	112.4	54.5	162.0	142.2	53.1	177.5	152.1	114.6	50.5	168.7	147.7	177.2
190.3	51.6	155.8	137.1	107.6	47.6	162.8	141.8	109.8	46.5	154.7	136.3	45.0	168.7	146.2	111.7	42.4	160.6	141.8	190.3
203.4	44.5	149.2	132.3	105.2	40.4	155.4	136.3	107.2	39.4	147.7	131.2	37.8	160.9	140.7	109.0	35.2	153.2	136.3	203.4
213.3	39.7	144.8	129.0	103.6	35.6	150.5	132.5	105.3	34.6	142.7	127.9	32.9	156.0	136.9	107.1	30.5	148.3	132.5	213.3
216.5	38.1	143.3	127.9	-	34.0	148.8	131.2	104.7	33.1	141.1	126.8	31.3	154.3	135.6	106.5	28.9	146.6	131.2	216.5
226.4	34.3	139.4	125.1	-	30.1	145.0	128.4	103.4	29.2	137.2	124.0	27.4	149.9	132.3	105.1	25.0	142.2	127.9	226.4
229.7	33.0	138.2	124.2	-	28.8	143.7	127.5	-	27.9	136.0	123.1	26.2	148.4	131.2	104.6	23.7	140.7	126.8	229.7
239.5	29.3	134.8	122.4	-	25.2	140.0	124.9	-	24.3	132.5	120.7	22.5	144.4	128.2	103.2	20.1	136.7	123.8	239.5
242.8	28.2	133.9	-	-	24.1	138.9	124.2	-	23.2	131.5	120.2	21.4	143.3	127.5	-	19.0	135.6	123.1	242.8
249.3	26.0	132.3	-	-	22.0	136.7	122.7	-	21.1	129.7	119.0	19.2	141.1	126.0	-	16.8	133.4	121.6	249.3
255.9	-	-	-	-	19.8	134.5	121.3	-	19.0	127.9	117.9	17.0	138.9	124.6	-	14.6	131.2	120.2	255.9
265.7	-	-	-	-	17.2	132.3	-	-	16.3	125.7	-	14.3	136.1	122.6	-	12.0	129.0	118.8	265.7
269.0	-	-	-	-	-	-	-	-	-	-	-	13.4	135.2	121.9	-	11.2	128.2	118.4	269.0
272.3	-	-	-	-	-	-	-	-	-	-	-	12.6	134.3	121.3	-	10.3	127.5	117.9	272.3
282.2	-	-	-	-	-	-	-	-	-	-	-	10.1	131.2	-	-	7.9	125.7	-	282.2

	0 lb	143,300 lb	209,500 lb	275,600 lb	363,800 lb	452,000 lb	584,300 lb	716,600 lb
--	------	------------	------------	------------	------------	------------	------------	------------

363,800 lb +  110,200 lb		 27.6 ft		 32.2 ft/s		360°		75%					
295.3 m		39.4 ft		305.1 m									
LSL+LF_2		LSL+LF_3		LSL+LF_6									
0 lb		0-716.6 klb		0 lb		0-716.6 klb		0 lb					
15°		20°		30°		15°		20°					
ft		1,000 lb								ft			
45.9	319.7	379.2	-	-	-	-	-	341.7	-	302.0	346.1	-	45.9
49.2	300.9	373.7	286.6	-	295.4	324.1	271.2	332.9	257.9	283.3	336.2	257.9	49.2
52.5	282.2	368.2	280.0	-	277.8	319.7	266.8	324.1	251.3	264.6	326.3	253.5	52.5
55.8	265.7	358.3	274.5	177.5	262.4	315.3	261.2	316.4	245.8	249.1	318.6	248.0	55.8
59.1	249.1	348.3	269.0	175.3	246.9	310.9	255.7	308.6	240.3	233.7	310.9	242.5	59.1
65.6	222.7	330.7	257.9	169.8	220.5	302.0	246.9	293.2	231.5	208.3	295.4	233.7	65.6
72.2	201.7	315.3	249.1	165.3	200.6	291.0	238.1	280.0	222.7	187.9	283.3	224.9	72.2
78.7	183.0	302.0	238.1	160.9	180.8	280.0	229.3	266.8	215.0	167.6	271.2	216.1	78.7
85.3	166.4	288.8	229.3	156.5	165.3	269.0	220.5	255.7	207.2	152.7	260.1	209.4	85.3
91.9	152.1	277.8	222.7	152.1	149.9	257.9	213.8	244.7	199.5	137.8	249.1	201.7	91.9
98.4	138.9	266.8	216.1	148.8	137.8	249.1	207.2	235.9	192.9	126.2	240.3	195.1	98.4
111.5	118.9	247.7	202.8	142.2	116.6	231.5	194.7	219.9	181.9	105.3	223.2	184.1	111.5
124.7	101.1	231.1	191.1	136.0	99.9	216.1	183.7	206.1	171.6	88.6	208.3	173.8	124.7
137.8	85.5	217.2	180.8	130.1	84.4	202.8	174.2	192.9	162.0	73.9	195.1	164.2	137.8
150.9	71.7	204.7	172.0	125.7	70.8	193.3	166.8	181.9	154.0	61.1	184.8	156.2	150.9
164.0	59.6	193.3	163.9	121.3	58.8	183.7	159.5	172.0	146.6	49.5	175.3	148.8	164.0
177.2	49.2	183.0	156.5	116.8	48.5	174.2	152.1	163.1	140.0	39.0	166.4	142.2	177.2
190.3	41.1	174.9	150.6	113.9	40.4	166.1	146.2	155.8	134.8	30.9	158.4	137.1	190.3
203.4	33.8	167.2	145.1	111.1	33.2	158.7	140.7	148.8	130.1	23.7	151.4	131.9	203.4
216.5	27.3	159.8	140.0	108.5	26.9	152.1	135.6	142.2	125.7	17.2	145.5	126.8	216.5
229.7	22.0	154.0	135.6	106.1	21.6	146.2	131.2	137.1	121.3	12.1	139.6	123.2	229.7
239.5	18.3	149.7	132.5	104.5	17.9	142.0	128.1	133.4	118.5	8.2	135.6	120.3	239.5
242.8	17.2	148.4	131.5	104.1	16.8	140.7	127.1	132.3	117.9	-	134.5	119.4	242.8
255.9	12.8	143.3	127.9	102.5	12.6	135.6	123.5	127.9	114.6	-	130.1	115.7	255.9
269.0	9.3	138.9	124.9	-	8.9	132.3	120.8	124.2	111.7	-	126.4	112.8	269.0
272.3	8.4	137.8	124.2	-	7.9	131.2	120.2	123.3	111.0	-	125.5	112.1	272.3
282.2	-	135.2	122.4	-	-	128.6	117.9	120.9	109.7	-	123.1	110.6	282.2
288.7	-	133.7	121.3	-	-	127.1	116.8	119.4	109.1	-	121.6	109.9	288.7
295.3	-	132.3	-	-	-	125.7	-	117.9	-	-	120.2	109.1	295.3
298.6	-	131.2	-	-	-	125.7	-	117.9	-	-	119.3	101.0	298.6
308.4	-	-	-	-	-	-	-	-	-	-	116.8	-	308.4

	0 lb	143,300 lb	209,500 lb	275,600 lb	363,800 lb	452,000 lb	584,300 lb	716,600 lb
---	------	------------	------------	------------	------------	------------	------------	------------

363,800 lb + 110,200 lb		27.6 ft		32.2 ft/s		360°		75%								
315.0 ft																
LSL+LF_2		LSL+LF_3		LSL+LF_4		LSL+LF_6		LSL+LF_8		LSL+LF_10						
39.4 ft																
0 lb		0-716.6 klb		0 lb		0-716.6 klb		0 lb		0-716.6 klb						
15°		20°		30°		15°		20°		15°		20°				
ft		1,000 lb										ft				
45.9	308.6	346.1	-	-	-	-	-	-	348.3	-	324.1	392.4	-	392.4	-	45.9
49.2	289.9	345.0	291.0	-	266.8	317.5	271.2	-	338.4	260.1	304.2	390.2	-	390.2	-	49.2
52.5	271.2	343.9	284.4	-	266.8	315.3	269.0	-	328.5	253.5	284.4	388.0	284.4	388.0	284.4	52.5
55.8	255.7	342.8	278.9	178.6	251.3	312.0	264.6	-	320.8	249.1	269.0	378.1	278.9	378.1	278.9	55.8
59.1	240.3	341.7	273.4	176.4	235.9	308.6	260.1	-	313.1	244.7	253.5	368.2	273.4	368.2	273.4	59.1
65.6	217.2	337.3	262.4	170.9	212.7	302.0	249.1	-	297.6	233.7	227.1	352.7	264.6	352.7	264.6	65.6
72.2	195.1	321.9	251.3	166.4	192.9	292.1	240.3	-	285.5	224.9	206.1	337.3	255.7	337.3	255.7	72.2
78.7	176.4	308.6	242.5	162.0	173.1	282.2	233.7	-	273.4	218.3	185.2	321.9	246.9	321.9	246.9	78.7
85.3	160.9	295.4	233.7	157.6	158.2	272.3	224.9	-	262.4	210.5	169.2	309.7	238.1	309.7	238.1	85.3
91.9	146.6	284.4	227.1	154.3	143.3	262.4	218.3	-	251.3	203.9	153.2	297.6	231.5	297.6	231.5	91.9
98.4	134.5	273.4	220.5	149.9	131.7	254.6	211.6	-	242.5	197.3	140.5	286.6	222.7	286.6	222.7	98.4
111.5	114.8	254.3	207.2	144.0	110.9	239.2	199.2	-	226.0	186.3	118.3	266.8	210.9	266.8	210.9	111.5
124.7	97.6	237.4	195.5	138.2	94.3	224.5	188.1	-	211.6	176.0	100.9	249.9	200.3	249.9	200.3	124.7
137.8	82.9	222.7	185.2	132.3	79.6	210.5	178.6	-	198.4	166.4	85.3	233.7	190.7	233.7	190.7	137.8
150.9	69.5	210.9	176.4	127.9	66.7	199.5	171.2	-	187.4	158.4	71.2	221.9	181.9	221.9	181.9	150.9
164.0	57.6	199.9	168.3	123.5	55.0	189.6	163.9	-	177.5	151.0	58.7	210.5	173.8	210.5	173.8	164.0
177.2	47.2	189.6	160.9	119.0	44.5	180.8	156.5	-	168.7	144.4	47.8	199.5	166.4	199.5	166.4	177.2
190.3	38.9	180.8	155.1	115.4	36.4	172.7	150.6	-	161.3	138.5	39.2	190.7	159.8	190.7	159.8	190.3
203.4	31.6	172.7	149.2	112.4	29.2	165.0	144.8	-	154.3	133.4	31.4	182.6	154.0	182.6	154.0	203.4
216.5	25.1	165.3	143.3	110.2	22.7	157.6	138.9	-	147.7	129.0	24.5	175.3	148.8	175.3	148.8	216.5
229.7	19.8	159.5	138.9	107.9	17.4	151.8	134.5	-	142.2	124.6	18.9	168.7	144.4	168.7	144.4	229.7
242.8	15.0	153.6	134.8	105.7	12.6	145.9	130.4	-	136.7	120.5	13.8	162.7	140.4	162.7	140.4	242.8
255.9	10.6	147.7	131.2	103.8	8.4	140.0	126.8	-	132.3	116.8	9.3	156.5	136.7	156.5	136.7	255.9
259.2	9.6	146.6	130.1	103.5	-	139.1	125.8	-	131.2	116.3	8.2	155.4	136.0	155.4	136.0	259.2
265.7	7.7	144.4	128.3	102.7	-	137.2	124.0	-	129.0	115.2	-	153.2	134.5	153.2	134.5	265.7
269.0	-	143.3	127.4	102.3	-	136.3	123.1	-	127.9	114.6	-	152.1	133.7	152.1	133.7	269.0
282.2	-	139.3	124.6	-	-	132.6	120.2	-	124.2	112.4	-	148.1	130.8	148.1	130.8	282.2
295.3	-	135.6	122.4	-	-	129.0	117.9	-	121.3	110.0	-	144.4	127.9	144.4	127.9	295.3
305.1	-	133.4	121.3	-	-	127.3	116.8	-	119.6	108.7	-	142.2	126.8	142.2	126.8	305.1
308.4	-	132.6	-	-	-	126.8	-	-	119.0	-	-	141.5	-	141.5	-	308.4
315.0	-	131.2	-	-	-	125.7	-	-	117.9	-	-	140.0	-	140.0	-	315.0


0 lb
143,300 lb
209,500 lb
275,600 lb
363,800 lb
452,000 lb
584,300 lb
716,600 lb

363,800 lb + 110,200 lb		27.6 ft		32.2 ft/s		360°		75%										
324.8 ft																		
LSL+LF_2		LSL+LF_3		LSL+LF_4		LSL+LF_6		LSL+LF_8		LSL+LF_10								
39.4 ft																		
0 lb		0-716.6 klb		0 lb		0-716.6 klb		0 lb		0-716.6 klb								
15°		20°		30°		15°		20°		15°								
15°		20°		15°		20°		15°		20°								
ft		1,000 lb										ft						
49.2	-	-	-	-	-	-	-	-	-	269.0	339.5	-	297.6	392.4	-	392.4	-	49.2
52.5	-	-	-	-	-	-	-	-	-	251.3	332.9	255.7	277.8	390.2	286.6	390.2	286.6	52.5
59.1	-	-	-	-	-	-	-	-	-	222.7	315.3	244.7	246.9	372.6	275.6	372.6	275.6	59.1
65.6	-	-	-	-	-	-	-	-	-	198.4	302.0	235.9	220.5	354.9	266.8	354.9	266.8	65.6
72.2	-	-	-	-	-	-	-	-	-	179.1	288.8	227.1	200.1	340.6	255.7	340.6	255.7	72.2
78.7	-	-	-	-	-	-	-	-	-	159.8	275.6	220.5	179.7	326.3	246.9	326.3	246.9	78.7
85.3	-	-	-	-	-	-	-	-	-	145.5	265.7	212.7	164.2	313.1	240.3	313.1	240.3	85.3
91.9	-	-	-	-	-	-	-	-	-	131.2	255.7	206.1	148.8	299.8	231.5	299.8	231.5	91.9
98.4	-	-	-	-	-	-	-	-	-	119.7	245.8	199.5	136.7	289.9	224.9	289.9	224.9	98.4
111.5	-	-	-	-	-	-	-	-	-	99.0	228.2	187.8	114.9	270.1	213.1	270.1	213.1	111.5
124.7	-	-	-	-	-	-	-	-	-	82.5	214.2	177.1	97.4	252.8	202.1	252.8	202.1	124.7
137.8	-	-	-	-	-	-	-	-	-	68.1	201.7	167.6	82.0	238.1	191.8	238.1	191.8	137.8
150.9	-	-	-	-	-	-	-	-	-	56.5	190.7	160.2	68.6	225.6	183.7	225.6	183.7	150.9
164.0	-	-	-	-	-	-	-	-	-	45.5	180.4	153.2	56.4	213.8	176.0	213.8	176.0	164.0
177.2	-	-	-	-	-	-	-	-	-	35.1	170.9	146.6	45.4	202.8	168.7	202.8	168.7	177.2
190.3	-	-	-	-	-	-	-	-	-	27.0	163.5	140.7	36.7	194.0	162.0	194.0	162.0	190.3
203.4	-	-	-	-	-	-	-	-	-	19.6	156.5	135.2	29.0	185.6	156.2	185.6	156.2	203.4
216.5	-	-	-	-	-	-	-	-	-	13.0	149.9	130.1	22.0	177.5	151.0	177.5	151.0	216.5
226.4	-	-	-	-	-	-	-	-	-	8.8	145.7	127.2	17.9	172.5	147.7	172.5	147.7	226.4
229.7	-	-	-	-	-	-	-	-	-	-	144.2	126.3	16.5	170.9	146.6	170.9	146.6	229.7
242.8	-	-	-	-	-	-	-	-	-	-	138.9	122.7	11.3	164.9	142.2	165.3	142.2	242.8
252.6	-	-	-	-	-	-	-	-	-	-	135.6	120.0	7.7	160.9	138.9	161.2	138.9	252.6
255.9	-	-	-	-	-	-	-	-	-	-	134.5	119.0	-	159.8	137.8	159.8	137.8	255.9
269.0	-	-	-	-	-	-	-	-	-	-	130.1	116.1	-	154.7	134.8	154.7	134.8	269.0
282.2	-	-	-	-	-	-	-	-	-	-	126.0	113.2	-	150.3	131.9	150.3	131.9	282.2
295.3	-	-	-	-	-	-	-	-	-	-	122.4	110.2	-	146.6	129.0	146.6	129.0	295.3
308.4	-	-	-	-	-	-	-	-	-	-	120.2	109.2	-	142.9	127.5	142.9	127.5	308.4
315.0	-	-	-	-	-	-	-	-	-	-	119.0	108.5	-	141.1	126.8	141.1	126.8	315.0
321.5	-	-	-	-	-	-	-	-	-	-	117.6	-	-	138.2	-	136.7	-	321.5
324.8	-	-	-	-	-	-	-	-	-	-	116.8	-	-	136.7	-	134.5	-	324.8



363,800 lb + 110,200 lb		27.6 ft		32.2 ft/s		360°		75%									
334.6 ft																	
LSL+LF_2			LSL+LF_3			LSL+LF_4			LSL+LF_6			LSL+LF_8			LSL+LF_10		
39.4 ft																	
0 lb			0-716.6 klb			0 lb			0-716.6 klb			0 lb			0-716.6 klb		
15°		20°		30°		15°		20°		15°		20°		15°		20°	
1,000 lb																	
ft																	ft
49.2	277.8	324.1	-	-	-	-	-	315.3	-	341.7	-	291.0	392.4	-	392.4	-	49.2
52.5	260.1	324.1	286.6	-	255.7	306.4	264.6	310.9	273.4	335.1	257.9	273.4	392.4	288.8	392.4	288.8	52.5
59.1	231.5	321.9	275.6	177.5	227.1	302.0	260.1	306.4	269.0	317.5	246.9	242.5	374.8	277.8	374.8	277.8	59.1
65.6	207.2	319.7	264.6	172.0	203.9	295.4	251.3	302.0	262.4	304.2	238.1	217.2	357.1	266.8	357.1	266.8	65.6
72.2	187.4	317.5	255.7	167.6	184.6	288.8	242.5	294.3	253.5	291.0	229.3	196.8	342.8	257.9	342.8	257.9	72.2
78.7	168.7	310.9	246.9	163.1	165.3	282.2	235.9	286.6	244.7	277.8	220.5	176.4	328.5	249.1	328.5	249.1	78.7
85.3	153.2	302.0	238.1	159.8	151.0	274.5	229.3	277.8	235.9	267.9	213.8	160.4	316.4	242.5	316.4	242.5	85.3
91.9	140.0	291.0	231.5	155.4	136.7	266.8	222.7	269.0	229.3	257.9	207.2	144.4	304.2	233.7	304.2	233.7	91.9
98.4	127.9	280.0	224.9	152.1	125.1	259.0	216.1	261.2	222.7	249.1	200.6	132.8	293.2	227.1	293.2	227.1	98.4
111.5	108.6	260.9	211.6	145.5	104.8	244.7	203.6	245.8	210.9	231.5	189.6	111.4	273.4	215.3	273.4	215.3	111.5
124.7	91.8	244.0	199.9	139.6	88.9	231.9	192.5	231.5	199.9	216.4	179.3	94.0	256.5	204.3	256.5	204.3	124.7
137.8	77.4	229.3	189.6	134.5	74.5	219.4	183.0	218.3	189.6	203.9	169.8	78.7	240.3	194.0	240.3	194.0	137.8
150.9	65.2	217.5	180.8	129.3	62.6	206.9	174.9	206.5	180.8	192.9	161.7	66.1	228.5	185.9	228.5	185.9	150.9
164.0	53.8	206.1	172.7	124.9	51.4	195.5	167.6	195.8	172.3	183.0	154.3	54.2	217.2	178.2	217.2	178.2	164.0
177.2	43.2	195.1	165.3	121.3	41.0	185.2	160.9	186.3	164.2	174.2	147.7	43.0	206.1	170.9	206.1	170.9	177.2
190.3	35.1	186.3	158.7	117.6	32.9	177.8	155.1	178.2	157.6	166.1	141.8	34.3	197.3	164.2	197.3	164.2	190.3
203.4	27.8	178.2	152.9	114.3	25.6	170.5	149.2	170.5	151.8	158.7	136.7	26.5	188.9	158.4	188.9	158.4	203.4
216.5	21.2	170.9	147.7	111.3	19.2	163.1	143.3	163.1	146.6	152.1	132.3	19.6	180.8	153.2	180.8	153.2	216.5
229.7	15.9	164.2	142.6	109.3	13.9	156.5	138.9	157.3	142.2	146.4	127.9	14.0	174.2	148.1	174.2	148.1	229.7
242.8	10.9	158.2	138.2	107.2	8.9	151.0	134.5	151.4	137.8	141.1	123.8	8.8	167.6	143.5	167.6	143.5	242.8
246.1	9.8	156.8	137.3	106.7	7.7	149.9	133.4	149.9	136.7	140.0	122.9	-	166.2	142.6	166.0	142.7	246.1
249.3	8.6	155.4	136.5	106.2	-	148.4	132.3	148.4	135.6	138.9	122.0	-	164.8	141.8	164.7	141.8	249.3
255.9	-	153.2	134.5	105.2	-	145.5	130.1	145.5	133.4	136.7	120.2	-	162.0	140.0	162.0	140.0	255.9
269.0	-	148.1	130.8	103.5	-	141.1	127.1	141.1	129.7	132.3	117.2	-	156.9	136.3	156.9	136.3	269.0
282.2	-	143.7	127.5	102.1	-	137.1	124.2	137.1	126.4	128.2	114.3	-	152.1	133.0	152.1	133.0	282.2
285.4	-	142.7	126.8	101.6	-	136.1	123.5	136.1	125.7	127.3	113.5	-	151.0	132.3	151.0	132.3	285.4
295.3	-	140.0	124.6	-	-	133.4	121.3	133.4	123.5	124.6	111.3	-	147.7	130.1	147.7	130.1	295.3
308.4	-	134.1	122.4	-	-	129.7	119.0	129.7	121.3	121.6	110.0	-	142.6	127.9	141.8	127.9	308.4
321.5	-	127.5	120.2	-	-	124.9	116.8	124.2	119.0	117.9	108.5	-	136.0	126.8	134.8	126.8	321.5
324.8	-	125.7	78.5	-	-	123.5	-	122.4	49.2	116.8	-	-	133.9	-	132.8	-	324.8
334.6	-	120.2	-	-	-	119.0	-	116.8	-	111.3	-	-	127.9	-	126.8	-	334.6



363,800 lb + 110,200 lb		27.6 ft		32.2 ft/s		360°		75%											
344.5 ft																			
LSL+LF_2		LSL+LF_3		LSL+LF_4		LSL+LF_6		LSL+LF_8		LSL+LF_10									
39.4 ft																			
0 lb		0-716.6 klb		0 lb		0-716.6 klb		0 t		0-716.6 klb									
15°		20°		30°		15°		20°		15°									
15°		20°		15°		20°		15°		20°									
ft		1,000 lb										ft							
49.2	-	-	-	-	-	-	-	-	262.4	299.8	-	335.1	-	284.4	388.0	-	392.4	-	49.2
52.5	-	-	-	-	-	-	-	-	246.9	297.6	271.2	335.1	257.9	266.8	388.0	288.8	392.4	288.8	52.5
59.1	-	-	-	-	-	-	-	-	219.4	291.0	266.8	321.9	249.1	235.9	377.0	277.8	377.0	277.8	59.1
65.6	-	-	-	-	-	-	-	-	196.2	286.6	262.4	306.4	238.1	211.6	361.6	269.0	361.6	269.0	65.6
72.2	-	-	-	-	-	-	-	-	176.9	281.1	253.5	294.3	231.5	191.3	347.2	260.1	347.2	260.1	72.2
78.7	-	-	-	-	-	-	-	-	157.6	275.6	244.7	282.2	222.7	170.9	332.9	251.3	332.9	251.3	78.7
85.3	-	-	-	-	-	-	-	-	143.9	269.0	238.1	271.2	216.1	156.0	319.7	242.5	319.7	242.5	85.3
91.9	-	-	-	-	-	-	-	-	130.1	262.4	231.5	260.1	209.4	141.1	306.4	235.9	306.4	235.9	91.9
98.4	-	-	-	-	-	-	-	-	118.9	256.8	222.7	251.3	202.8	129.0	296.5	229.3	296.5	229.3	98.4
111.5	-	-	-	-	-	-	-	-	98.8	245.8	211.6	234.8	191.8	107.5	276.7	217.5	276.7	217.5	111.5
124.7	-	-	-	-	-	-	-	-	82.7	233.7	201.4	220.5	181.5	90.5	259.4	206.5	259.4	206.5	124.7
137.8	-	-	-	-	-	-	-	-	68.6	220.5	191.8	207.2	172.0	75.4	244.7	196.2	244.7	196.2	137.8
150.9	-	-	-	-	-	-	-	-	57.5	208.7	183.0	196.2	163.9	63.2	231.5	187.4	231.5	187.4	150.9
164.0	-	-	-	-	-	-	-	-	46.9	196.6	174.5	185.9	156.5	51.6	219.7	179.3	219.7	179.3	164.0
177.2	-	-	-	-	-	-	-	-	36.6	184.1	166.4	176.4	149.9	40.6	209.4	172.0	209.4	172.0	177.2
190.3	-	-	-	-	-	-	-	-	28.4	176.7	159.8	168.3	144.0	31.9	199.9	166.1	199.9	166.1	190.3
203.4	-	-	-	-	-	-	-	-	21.0	169.4	153.6	160.9	138.5	24.1	191.1	160.2	191.1	160.2	203.4
216.5	-	-	-	-	-	-	-	-	14.6	162.0	147.7	154.3	133.4	17.2	183.0	154.3	183.0	154.3	216.5
229.7	-	-	-	-	-	-	-	-	9.3	155.9	143.3	148.4	129.0	11.5	176.8	149.9	176.8	149.9	229.7
232.9	-	-	-	-	-	-	-	-	7.9	154.3	142.2	147.0	127.9	10.0	175.3	148.8	175.3	148.8	232.9
236.2	-	-	-	-	-	-	-	-	-	153.2	141.1	145.5	126.8	8.6	173.1	147.7	173.1	147.7	236.2
242.8	-	-	-	-	-	-	-	-	-	150.3	139.3	142.9	124.9	-	170.1	145.5	170.1	145.5	242.8
255.9	-	-	-	-	-	-	-	-	-	144.4	135.6	137.8	121.3	-	164.2	141.1	164.2	141.1	255.9
269.0	-	-	-	-	-	-	-	-	-	139.3	130.8	133.4	118.3	-	159.1	137.4	159.1	137.4	269.0
282.2	-	-	-	-	-	-	-	-	-	134.8	127.5	129.7	115.4	-	154.3	134.5	154.3	134.5	282.2
295.3	-	-	-	-	-	-	-	-	-	131.2	124.6	126.8	112.4	-	149.9	132.3	149.9	132.3	295.3
308.4	-	-	-	-	-	-	-	-	-	127.5	122.4	123.1	111.0	-	141.8	129.3	141.1	129.3	308.4
321.5	-	-	-	-	-	-	-	-	-	122.0	119.6	117.4	109.4	-	133.7	127.0	132.6	127.0	321.5
331.4	-	-	-	-	-	-	-	-	-	116.5	105.6	111.7	108.2	-	127.7	125.7	126.6	125.7	331.4
334.6	-	-	-	-	-	-	-	-	-	114.6	-	109.8	-	-	125.7	-	124.6	-	334.6
341.2	-	-	-	-	-	-	-	-	-	111.3	-	106.3	-	-	122.4	-	121.3	-	341.2

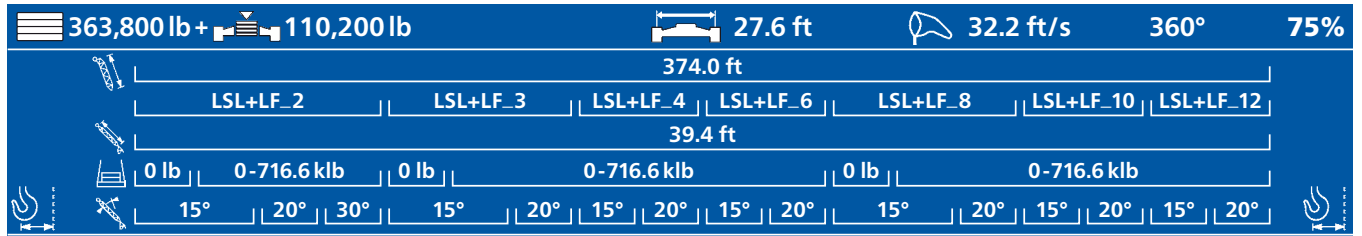


363,800 lb + 110,200 lb		27.6 ft		32.2 ft/s		360°		75%									
354.3 ft																	
LSL+LF_2			LSL+LF_3			LSL+LF_4			LSL+LF_6			LSL+LF_8			LSL+LF_10		
39.4 ft																	
0 lb			0-716.6 klb			0 lb			0-716.6 klb			0 lb			0-716.6 klb		
15°		20°		30°		15°		20°		15°		20°		15°		20°	
ft		1,000 lb														ft	
49.2	264.6	304.2	-	-	-	-	-	310.9	-	328.5	-	277.8	377.0	-	390.2	-	49.2
52.5	249.1	304.2	282.2	-	244.7	304.2	257.9	308.6	266.8	326.3	260.1	262.4	377.0	-	390.2	-	52.5
55.8	234.8	304.2	280.0	-	231.5	303.1	256.8	307.5	265.7	325.2	254.6	246.9	375.9	284.4	385.8	284.4	55.8
59.1	220.5	304.2	277.8	178.6	218.3	302.0	255.7	306.4	264.6	324.1	249.1	231.5	374.8	280.0	381.4	280.0	59.1
65.6	198.4	302.0	269.0	173.1	195.1	299.8	251.3	304.2	260.1	308.6	240.3	207.2	363.8	271.2	363.8	271.2	65.6
72.2	178.6	302.0	260.1	168.7	176.4	295.4	244.7	299.8	253.5	296.5	231.5	187.4	349.4	262.4	349.4	262.4	72.2
78.7	160.9	299.8	251.3	165.3	157.6	291.0	238.1	295.4	246.9	284.4	224.9	167.6	335.1	253.5	335.1	253.5	78.7
85.3	145.5	297.6	242.5	160.9	143.9	284.4	231.5	287.7	240.3	273.4	217.2	152.7	323.0	244.7	323.0	244.7	85.3
91.9	132.3	293.2	235.9	157.6	130.1	277.8	224.9	280.0	233.7	262.4	210.5	137.8	310.9	238.1	310.9	238.1	91.9
98.4	120.2	286.6	227.1	153.2	119.0	272.3	219.4	273.4	227.1	253.5	205.0	126.2	299.8	231.5	299.8	231.5	98.4
111.5	101.6	267.5	215.3	147.3	99.1	260.1	207.6	260.1	215.3	237.0	193.3	105.1	280.0	219.7	280.0	219.7	111.5
124.7	85.2	250.6	204.3	141.5	83.1	246.9	196.9	247.7	204.3	222.7	182.6	88.0	263.1	208.7	263.1	208.7	124.7
137.8	71.0	235.9	194.0	135.6	69.0	233.7	187.4	235.9	194.0	209.4	173.1	73.0	246.9	198.4	246.9	198.4	137.8
150.9	60.0	223.4	185.2	131.2	58.0	221.9	179.3	223.4	185.2	198.4	165.7	61.2	233.7	189.6	233.7	189.6	150.9
164.0	49.2	212.0	176.7	127.1	47.3	209.8	172.0	210.5	176.7	188.1	158.4	49.9	221.9	181.5	221.9	181.5	164.0
177.2	38.8	201.7	168.7	123.5	37.0	197.3	165.3	197.3	168.7	178.6	151.0	39.0	211.6	174.2	211.6	174.2	177.2
190.3	30.6	192.2	162.8	119.8	29.0	188.5	158.7	189.2	162.0	170.5	145.1	30.4	202.8	167.6	202.8	167.6	190.3
203.4	23.1	183.7	156.9	116.5	21.6	180.4	152.9	181.1	155.8	163.5	140.0	22.6	194.4	161.7	194.4	161.7	203.4
216.5	16.5	176.4	151.0	113.5	15.0	173.1	147.7	173.1	149.9	156.5	135.6	15.7	186.3	156.5	186.3	156.5	216.5
229.7	11.1	169.8	145.9	111.0	9.7	166.9	142.6	166.8	145.5	150.6	131.2	9.8	179.2	151.4	179.2	151.4	229.7
232.9	9.7	168.1	144.6	110.4	8.4	165.3	141.3	165.0	144.4	149.2	130.1	8.4	177.5	150.1	177.5	149.9	232.9
236.2	8.4	166.4	143.3	109.8	-	163.1	140.0	163.1	143.3	147.7	129.0	-	175.3	148.8	175.3	148.8	236.2
242.8	-	163.5	141.5	108.7	-	160.2	138.2	160.2	141.5	145.1	127.1	-	172.3	147.0	172.3	147.0	242.8
255.9	-	157.6	137.8	106.5	-	154.3	134.5	154.3	137.8	140.0	123.5	-	166.4	143.3	166.4	143.3	255.9
269.0	-	152.5	134.1	104.7	-	149.2	129.7	149.2	134.1	135.6	119.8	-	161.3	139.6	161.3	139.6	269.0
282.2	-	146.6	130.8	103.1	-	144.0	126.4	143.3	130.4	131.5	116.5	-	156.2	136.3	155.8	136.3	282.2
295.3	-	140.0	127.9	101.6	-	138.9	123.5	136.7	126.8	127.9	113.5	-	151.0	133.4	149.9	133.4	295.3
298.6	-	137.8	127.1	101.4	-	136.7	122.9	134.7	126.2	126.8	113.5	-	148.6	132.6	147.5	132.6	298.6
308.4	-	131.2	124.9	-	-	130.1	121.3	128.6	124.6	123.5	111.8	-	141.5	130.4	140.4	130.4	308.4
321.5	-	123.1	120.9	-	-	122.0	118.3	120.6	119.9	115.3	109.5	-	132.6	127.5	131.5	127.1	321.5
334.6	-	115.7	115.7	-	-	114.6	114.6	112.4	112.4	107.8	108.0	-	124.6	124.6	123.5	123.5	334.6
337.9	-	114.2	114.6	-	-	113.0	113.5	110.9	111.3	106.0	106.3	-	122.4	122.4	121.3	121.3	337.9
341.2	-	112.7	78.3	-	-	111.3	-	109.3	61.9	104.3	-	-	120.2	-	119.6	-	341.2
347.8	-	109.6	-	-	-	108.4	-	106.3	-	100.8	-	-	117.2	-	116.3	-	347.8
351.1	-	107.8	-	-	-	106.9	-	104.7	-	99.0	-	-	115.7	-	114.6	-	351.1



363,800 lb + 110,200 lb		27.6 ft		32.2 ft/s		360°		75%									
364.2 ft																	
LSL+LF_2		LSL+LF_3		LSL+LF_4		LSL+LF_6		LSL+LF_8		LSL+LF_10							
39.4 ft																	
0 lb		0-716.6 klb		0 lb		0-716.6 klb		0 lb		0-716.6 klb							
15°		20°		30°		15°		20°		15°		20°					
ft		1,000 lb										ft					
52.5	-	-	-	-	-	288.8	-	321.9	-	255.7	366.0	-	379.2	-	52.5		
55.8	-	-	-	-	224.9	297.6	253.5	287.7	262.4	321.9	255.7	241.4	366.0	286.6	379.2	286.6	55.8
59.1	-	-	-	-	212.7	297.6	253.5	286.6	260.1	321.9	251.3	227.1	366.0	280.0	379.2	280.0	59.1
65.6	-	-	-	-	189.6	295.4	249.1	284.4	260.1	310.9	242.5	202.8	363.8	271.2	366.0	271.2	65.6
72.2	-	-	-	-	171.4	293.2	246.9	281.1	253.5	298.7	233.7	183.0	350.5	262.4	351.6	262.4	72.2
78.7	-	-	-	-	153.2	291.0	240.3	277.8	246.9	286.6	224.9	163.1	337.3	253.5	337.3	253.5	78.7
85.3	-	-	-	-	139.4	285.5	233.7	272.3	242.5	275.6	219.4	148.3	325.2	246.9	325.2	246.9	85.3
91.9	-	-	-	-	125.7	280.0	227.1	266.8	235.9	264.6	212.7	133.4	313.1	240.3	313.1	240.3	91.9
98.4	-	-	-	-	115.0	273.4	220.5	260.1	229.3	255.7	206.1	121.8	303.1	233.7	303.1	233.7	98.4
111.5	-	-	-	-	95.5	261.2	210.2	250.2	216.8	239.2	195.1	101.1	283.3	221.2	283.3	221.2	111.5
124.7	-	-	-	-	79.7	249.9	199.9	238.8	205.8	224.9	184.8	84.4	266.0	210.2	266.0	210.2	124.7
137.8	-	-	-	-	65.7	238.1	189.6	227.1	196.2	211.6	175.3	69.4	251.3	200.6	251.3	200.6	137.8
150.9	-	-	-	-	54.8	226.3	181.5	215.3	187.4	200.6	167.2	57.8	238.1	191.8	238.1	191.8	150.9
164.0	-	-	-	-	44.5	214.6	174.2	203.9	179.3	190.3	159.8	46.9	226.0	183.7	226.0	183.7	164.0
177.2	-	-	-	-	34.6	202.8	167.6	192.9	172.0	180.8	153.2	36.6	215.0	176.4	215.0	176.4	177.2
190.3	-	-	-	-	26.5	192.5	160.9	183.0	164.6	172.7	147.3	27.8	205.4	169.8	205.4	169.8	190.3
203.4	-	-	-	-	19.2	183.7	155.1	174.9	158.0	165.7	142.2	19.9	196.6	163.5	196.6	163.5	203.4
216.5	-	-	-	-	12.6	176.4	149.9	167.6	152.1	158.7	136.7	13.0	188.5	157.6	188.5	157.6	216.5
226.4	-	-	-	-	8.4	172.0	146.2	163.4	148.5	154.3	133.4	8.6	183.5	154.3	183.9	154.3	226.4
229.7	-	-	-	-	-	170.1	144.8	161.8	147.2	152.9	132.3	-	181.9	153.2	182.1	153.2	229.7
242.8	-	-	-	-	-	163.5	140.0	155.8	142.6	147.3	128.2	-	175.3	148.8	175.3	148.8	242.8
255.9	-	-	-	-	-	157.6	135.6	149.9	138.9	142.2	124.6	-	168.7	144.4	168.7	144.4	255.9
269.0	-	-	-	-	-	152.5	131.9	144.8	135.2	137.8	120.9	-	163.5	140.7	163.5	140.7	269.0
282.2	-	-	-	-	-	145.5	128.6	140.0	131.5	133.7	117.9	-	156.9	137.4	156.5	137.4	282.2
295.3	-	-	-	-	-	136.7	125.7	135.6	127.9	130.1	115.7	-	148.8	134.5	147.7	134.5	295.3
308.4	-	-	-	-	-	127.9	122.7	126.8	124.2	121.3	112.4	-	139.3	131.5	138.2	131.5	308.4
321.5	-	-	-	-	-	119.6	118.6	117.9	117.9	113.0	109.4	-	130.1	127.9	129.0	127.3	321.5
334.6	-	-	-	-	-	112.4	112.4	110.2	111.3	105.4	105.6	-	122.4	122.4	121.3	121.3	334.6
347.8	-	-	-	-	-	106.0	106.3	103.8	104.3	98.2	98.1	-	115.0	114.6	113.8	113.5	347.8
357.6	-	-	-	-	-	101.0	-	99.0	-	93.0	-	-	109.8	-	108.2	-	357.6





ft		1,000 lb																ft	
52.5	238.1	282.2	-	-	-	-	-	293.2	-	319.7	-	251.3	352.7	-	363.8	-	374.8	-	52.5
55.8	225.4	282.2	264.6	-	220.5	288.8	249.1	292.1	253.5	319.7	255.7	237.0	352.7	286.6	363.8	286.6	374.8	286.6	55.8
59.1	212.7	282.2	264.6	-	209.4	288.8	249.1	291.0	253.5	319.7	251.3	222.7	352.7	282.2	363.8	282.2	374.8	282.2	59.1
62.3	201.2	282.2	264.6	176.4	197.9	288.8	248.0	291.0	252.4	316.4	246.9	211.1	352.7	277.8	362.7	277.8	372.6	277.8	62.3
65.6	189.6	282.2	264.6	174.2	186.3	288.8	246.9	291.0	251.3	313.1	242.5	199.5	352.7	273.4	361.6	273.4	370.4	273.4	65.6
72.2	169.8	282.2	262.4	169.8	168.7	287.7	244.7	289.9	249.1	300.9	235.9	180.2	347.2	264.6	351.6	264.6	356.0	264.6	72.2
78.7	153.2	280.0	253.5	166.4	151.0	286.6	242.5	288.8	246.9	288.8	227.1	160.9	341.7	255.7	341.7	255.7	341.7	255.7	78.7
85.3	138.9	277.8	244.7	162.0	137.2	281.1	235.9	284.4	242.5	278.9	220.5	146.1	329.6	249.1	329.6	249.1	329.6	249.1	85.3
91.9	125.7	275.6	238.1	158.7	123.5	275.6	229.3	280.0	238.1	269.0	213.8	131.2	317.5	240.3	317.5	240.3	317.5	240.3	91.9
98.4	113.5	273.4	231.5	155.4	112.8	270.1	222.7	274.5	231.5	259.0	207.2	120.0	306.4	233.7	306.4	233.7	306.4	233.7	98.4
111.5	95.5	267.5	219.0	148.8	93.4	259.0	210.9	264.6	219.0	241.4	196.2	99.5	286.6	222.7	286.6	222.7	286.6	222.7	111.5
124.7	79.4	257.2	207.6	142.9	77.7	247.7	199.9	254.3	208.0	227.4	186.3	82.8	269.7	212.0	269.7	212.0	269.7	212.0	124.7
137.8	65.5	242.5	197.3	137.8	63.9	235.9	189.6	242.5	198.4	215.0	177.5	68.1	253.5	201.7	253.5	201.7	253.5	201.7	137.8
150.9	54.6	229.3	188.5	133.4	53.1	223.4	180.8	230.0	189.6	203.2	169.4	56.7	240.3	192.9	240.3	192.9	240.3	192.9	150.9
164.0	44.4	217.5	180.4	129.0	42.9	209.8	172.7	217.5	181.5	192.9	161.7	45.9	228.5	184.8	228.5	184.8	228.5	184.8	164.0
177.2	34.8	207.2	173.1	124.6	33.5	195.1	165.3	207.2	174.2	184.1	154.3	35.7	218.3	177.5	218.3	177.5	218.3	177.5	177.2
190.3	26.6	197.7	166.4	120.9	25.3	178.6	159.5	196.6	166.8	176.0	148.4	27.0	208.7	171.6	208.7	171.6	208.7	171.6	190.3
203.4	19.2	188.9	160.2	117.6	17.9	169.0	152.9	188.5	160.2	168.0	143.3	19.2	198.0	165.7	199.9	165.7	199.9	165.7	203.4
216.5	12.6	180.8	154.3	114.6	11.5	160.9	147.7	181.9	154.3	160.9	137.8	12.1	190.7	159.8	191.8	159.8	191.8	159.8	216.5
223.1	9.6	177.8	152.1	113.5	8.6	156.1	145.5	178.1	152.1	158.0	135.6	9.2	186.3	157.6	187.8	157.6	188.1	157.4	223.1
226.4	8.2	176.4	151.0	113.0	-	154.5	144.4	176.6	151.0	156.5	134.5	7.7	184.4	156.3	186.1	156.3	186.3	156.1	226.4
229.7	-	174.5	149.5	112.4	-	153.0	143.3	175.0	149.9	155.1	133.4	-	182.4	154.9	184.3	154.9	184.5	154.8	229.7
242.8	-	167.9	144.4	110.2	-	146.2	138.9	168.3	145.5	149.5	129.3	-	175.6	149.9	177.8	149.9	177.8	149.9	242.8
255.9	-	162.0	140.0	108.0	-	141.1	134.5	160.9	141.1	144.4	125.7	-	169.8	145.5	172.0	145.5	172.0	145.5	255.9
269.0	-	155.4	136.3	106.1	-	137.4	130.4	153.6	137.4	140.0	122.7	-	162.4	141.8	166.1	141.8	164.6	141.8	269.0
282.2	-	147.0	133.0	104.4	-	134.5	127.5	144.8	134.1	134.8	119.8	-	155.1	138.5	157.6	138.5	155.4	138.5	282.2
295.3	-	136.7	130.1	102.7	-	132.3	124.6	134.5	131.2	129.0	116.8	-	147.7	135.6	146.6	135.6	144.4	135.6	295.3
308.4	-	127.9	125.7	101.5	-	125.7	122.4	125.7	125.3	119.4	113.9	-	138.2	132.6	137.1	132.6	135.6	132.6	308.4
315.0	-	123.5	123.5	87.5	-	122.4	121.3	121.3	122.4	114.6	112.4	-	133.4	131.2	132.3	131.2	131.2	131.2	315.0
321.5	-	119.6	119.6	-	-	118.7	118.3	117.3	117.9	110.9	109.3	-	129.5	128.4	127.9	128.2	126.8	126.8	321.5
334.6	-	112.4	112.4	-	-	111.3	111.3	110.2	110.2	103.4	103.2	-	121.3	121.3	120.2	120.2	117.9	117.9	334.6
347.8	-	105.5	105.7	-	-	104.7	104.9	103.3	103.5	96.3	95.6	-	113.9	113.9	113.0	113.1	110.7	110.9	347.8
354.3	-	102.1	102.3	-	-	101.4	101.6	99.9	100.1	92.8	91.9	-	110.2	110.2	109.3	109.6	107.1	107.4	354.3
357.6	-	100.5	89.5	-	-	99.8	66.4	98.3	66.4	91.2	-	-	108.6	-	107.6	-	105.4	-	357.6
360.9	-	98.9	-	-	-	98.2	-	96.8	-	89.6	-	-	106.9	-	105.9	-	103.6	-	360.9
367.5	-	95.7	-	-	-	95.0	-	93.7	-	86.4	-	-	103.6	-	102.5	-	100.3	-	367.5



363,800 lb + 110,200 lb		27.6 ft		32.2 ft/s		360°		75%												
383.9 ft																				
LSL+LF_2			LSL+LF_3			LSL+LF_4			LSL+LF_6			LSL+LF_8			LSL+LF_10			LSL+LF_12		
39.4 ft																				
0 lb			0-716.6 klb			0 lb			0-716.6 klb			0 lb			0-716.6 klb					
15°		20°		30°		15°		20°		15°		20°		15°		20°				
ft	1,000 lb																ft			
52.5	-	-	-	-	-	-	-	284.4	-	308.6	-	244.7	341.7	-	352.7	-	363.8	-	52.5	
55.8	-	-	-	-	216.1	280.0	244.7	284.4	251.3	308.6	257.9	231.5	341.7	288.8	352.7	288.8	363.8	288.8	55.8	
59.1	-	-	-	-	203.9	280.0	244.7	284.4	251.3	308.6	253.5	218.3	341.7	284.4	352.7	284.4	363.8	284.4	59.1	
65.6	-	-	-	-	181.9	280.0	244.7	284.4	249.1	308.6	244.7	194.0	341.7	273.4	350.5	273.4	363.8	273.4	65.6	
72.2	-	-	-	-	164.2	280.0	242.5	284.4	249.1	299.8	235.9	175.3	340.6	264.6	347.2	264.6	353.8	264.6	72.2	
78.7	-	-	-	-	146.6	280.0	242.5	284.4	246.9	291.0	229.3	156.5	339.5	257.9	343.9	257.9	343.9	257.9	78.7	
85.3	-	-	-	-	132.8	276.7	238.1	281.1	244.7	281.1	220.5	142.2	329.6	249.1	331.8	249.1	331.8	249.1	85.3	
91.9	-	-	-	-	119.0	273.4	231.5	277.8	238.1	271.2	215.0	127.9	319.7	242.5	319.7	242.5	319.7	242.5	91.9	
98.4	-	-	-	-	108.8	270.1	224.9	273.4	233.7	261.2	209.4	116.5	308.6	235.9	308.6	235.9	308.6	235.9	98.4	
111.5	-	-	-	-	89.8	262.4	213.8	265.7	221.9	243.6	198.4	95.9	288.8	224.9	288.8	224.9	288.8	224.9	111.5	
124.7	-	-	-	-	74.3	252.1	203.2	256.5	210.9	229.6	188.1	79.3	271.9	214.2	271.9	214.2	271.9	214.2	124.7	
137.8	-	-	-	-	60.6	240.3	192.9	244.7	200.6	217.2	178.6	64.6	255.7	203.9	255.7	203.9	255.7	203.9	137.8	
150.9	-	-	-	-	49.9	228.5	184.1	233.0	192.5	206.1	170.5	53.3	242.5	195.1	242.5	195.1	242.5	195.1	150.9	
164.0	-	-	-	-	40.1	212.7	175.6	221.9	184.5	195.8	163.1	42.8	230.8	187.0	230.8	187.0	230.8	187.0	164.0	
177.2	-	-	-	-	31.1	201.7	167.6	211.6	176.4	186.3	156.5	33.3	220.5	179.7	220.5	179.7	220.5	179.7	177.2	
190.3	-	-	-	-	22.9	190.0	161.7	200.3	169.8	178.2	150.6	24.6	210.9	173.1	210.9	173.1	210.9	173.1	190.3	
203.4	-	-	-	-	15.5	175.5	155.1	191.8	163.4	170.5	145.3	16.8	202.1	167.1	202.2	167.1	202.2	167.1	203.4	
216.5	-	-	-	-	9.0	168.7	149.9	185.2	157.6	163.1	140.0	9.7	194.0	160.9	194.0	160.9	194.0	160.9	216.5	
219.8	-	-	-	-	-	166.4	148.8	183.5	156.3	161.7	138.9	8.2	192.2	159.8	192.2	159.8	192.2	159.8	219.8	
229.7	-	-	-	-	-	160.2	144.8	178.6	152.5	157.3	135.6	-	186.7	156.5	186.7	156.5	186.7	156.5	229.7	
242.8	-	-	-	-	-	155.1	140.4	172.0	147.7	151.4	131.2	-	180.0	152.1	180.0	152.1	180.0	152.1	242.8	
255.9	-	-	-	-	-	149.9	136.7	165.3	143.3	145.5	126.8	-	174.2	147.7	174.2	147.7	174.2	147.7	255.9	
269.0	-	-	-	-	-	145.5	133.0	153.6	139.6	141.1	123.8	-	166.1	144.0	165.3	144.0	163.9	144.0	269.0	
282.2	-	-	-	-	-	140.0	129.3	142.6	136.3	135.0	120.7	-	156.5	140.4	155.4	140.4	153.2	140.4	282.2	
295.3	-	-	-	-	-	133.4	125.7	132.3	133.4	126.8	117.9	-	145.5	136.7	144.4	136.7	142.2	136.7	295.3	
308.4	-	-	-	-	-	124.6	122.7	123.5	124.6	117.2	114.3	-	136.0	133.0	134.8	132.3	132.3	133.4	308.4	
321.5	-	-	-	-	-	116.6	117.4	116.2	116.3	108.6	108.3	-	126.8	126.8	125.7	126.0	123.8	124.6	321.5	
334.6	-	-	-	-	-	109.3	109.6	108.2	108.7	100.8	99.9	-	117.9	119.0	116.8	117.9	115.7	115.7	334.6	
347.8	-	-	-	-	-	102.3	102.5	99.6	101.5	93.7	92.2	-	110.2	111.7	109.2	110.5	107.8	108.2	347.8	
360.9	-	-	-	-	-	95.6	95.8	90.3	94.7	86.9	85.2	-	103.0	104.5	102.1	103.3	100.6	101.0	360.9	
364.2	-	-	-	-	-	94.0	94.1	87.9	93.0	85.2	83.6	-	101.3	102.7	100.5	101.6	99.0	99.2	364.2	
374.0	-	-	-	-	-	89.3	-	80.5	-	80.2	-	-	96.8	-	96.1	-	94.1	-	374.0	
377.3	-	-	-	-	-	88.0	-	78.0	-	78.7	-	-	95.5	-	94.6	-	92.6	-	377.3	

	0 lb	143,300 lb	209,500 lb	275,600 lb	363,800 lb	452,000 lb	584,300 lb	716,600 lb
--	------	------------	------------	------------	------------	------------	------------	------------

363,800 lb + 110,200 lb		27.6 ft		32.2 ft/s		360°		75%					
393.7 ft													
LSL+LF_2		LSL+LF_3		LSL+LF_4		LSL+LF_6		LSL+LF_8		LSL+LF_10		LSL+LF_12	
39.4 ft													
0 lb		0-716.6 klb		0 lb		0-716.6 klb		0 lb		0-716.6 klb			
15°		20°		30°		15°		20°		15°		20°	
1,000 lb													
ft													ft
52.5	229.3	251.3	-	-	-	-	-	273.4	-	297.6	-	-	52.5
55.8	217.2	250.2	238.1	-	212.7	271.2	240.3	273.4	244.7	297.6	257.9	224.9	55.8
59.1	205.0	249.1	238.1	-	199.5	271.2	240.3	273.4	244.7	297.6	253.5	213.8	59.1
62.3	194.0	249.1	238.1	177.5	189.0	271.2	240.3	273.4	244.7	297.6	249.1	202.3	62.3
65.6	183.0	249.1	238.1	175.3	178.6	271.2	240.3	273.4	244.7	297.6	244.7	190.7	65.6
72.2	164.2	246.9	238.1	170.9	160.9	270.1	238.1	273.4	244.7	295.4	238.1	172.0	72.2
78.7	147.7	246.9	238.1	167.6	143.3	269.0	238.1	273.4	244.7	293.2	229.3	153.2	78.7
85.3	133.4	244.7	238.1	163.1	130.1	264.6	235.9	272.3	244.7	283.3	222.7	138.9	85.3
91.9	120.2	242.5	235.9	159.8	116.8	260.1	229.3	271.2	240.3	273.4	217.2	124.6	91.9
98.4	109.8	242.5	233.7	156.5	106.4	255.7	222.7	269.0	235.9	264.6	210.5	113.4	98.4
111.5	91.6	239.6	222.7	150.6	87.3	245.8	212.4	265.7	224.1	246.9	199.5	93.1	111.5
124.7	75.6	235.9	212.0	144.8	71.9	235.2	202.5	259.4	213.5	231.9	189.2	76.8	124.7
137.8	61.9	231.5	201.7	138.9	58.2	224.9	192.9	249.1	203.9	219.4	179.7	62.4	137.8
150.9	51.2	225.6	192.2	134.5	47.6	213.1	184.1	237.4	195.1	208.3	172.3	51.1	150.9
164.0	41.4	214.2	183.7	130.4	38.1	201.4	176.0	226.0	186.7	198.0	165.0	40.9	164.0
177.2	32.6	208.3	176.4	126.8	29.5	189.6	168.7	215.0	178.6	188.5	157.6	31.7	177.2
190.3	24.3	196.9	169.8	123.1	21.3	172.0	162.0	203.9	172.0	180.4	152.1	22.9	190.3
203.4	16.8	188.9	163.5	119.8	13.8	162.0	153.6	195.1	165.9	172.7	146.4	15.1	203.4
213.3	11.8	181.3	159.1	117.6	8.8	156.9	146.1	190.1	161.5	167.2	142.4	9.9	213.3
216.5	10.1	179.7	157.6	116.8	-	155.4	144.4	188.5	159.8	165.3	141.1	8.2	216.5
219.8	8.6	178.2	156.5	116.1	-	152.5	143.1	186.8	158.5	163.9	140.0	-	219.8
229.7	-	173.8	152.7	113.9	-	146.2	139.3	181.9	154.7	159.5	136.7	-	229.7
242.8	-	167.2	147.7	111.4	-	140.7	132.3	173.8	149.9	153.6	132.6	-	242.8
255.9	-	162.0	143.3	109.3	-	135.6	127.9	164.2	145.5	147.7	129.0	-	255.9
269.0	-	154.0	139.6	107.3	-	130.1	123.8	152.5	141.8	142.6	125.3	-	269.0
282.2	-	144.8	136.0	105.5	-	126.8	121.3	141.5	137.1	134.5	122.0	-	282.2
295.3	-	134.5	132.3	103.8	-	124.6	119.0	131.2	131.2	124.6	119.0	-	295.3
308.4	-	125.7	124.9	102.4	-	122.4	117.3	122.4	122.4	115.0	112.7	-	308.4
321.5	-	117.3	118.2	101.2	-	115.2	113.8	113.5	114.1	106.7	105.2	-	321.5
328.1	-	113.8	114.2	100.8	-	111.4	110.8	109.0	110.3	102.7	100.8	-	328.1
334.6	-	110.2	110.2	-	-	107.6	107.8	104.5	106.5	98.8	96.6	-	334.6
347.8	-	103.0	103.2	-	-	100.4	100.8	92.2	99.1	91.3	88.8	-	347.8
360.9	-	96.3	96.6	-	-	93.7	94.0	80.2	86.6	84.0	81.5	-	360.9
370.7	-	91.7	91.9	-	-	89.1	89.3	74.1	76.1	78.9	76.5	-	370.7
374.0	-	90.2	90.4	-	-	87.5	76.9	72.1	37.0	77.2	-	-	374.0
383.9	-	85.8	-	-	-	83.3	-	63.3	-	72.8	-	-	383.9



363,800 lb + 110,200 lb		27.6 ft				32.2 ft/s				360°				75%					
403.5 ft																			
LSL+LF_2		LSL+LF_3			LSL+LF_4		LSL+LF_6			LSL+LF_8		LSL+LF_10		LSL+LF_12					
39.4 ft																			
0 lb		0-716.6 klb			0 lb		0-716.6 klb			0 lb		0-716.6 klb							
15°		20°		30°		15°		20°		15°		20°		15°		20°			
ft		1,000 lb														ft			
55.8	-	-	-	-	-	264.6	-	284.4	-	220.5	315.3	-	326.3	-	339.5	-	55.8		
59.1	-	-	-	-	195.1	262.4	233.7	264.6	240.3	284.4	255.7	208.3	315.3	286.6	326.3	286.6	339.5	286.6	59.1
65.6	-	-	-	-	173.1	262.4	233.7	264.6	240.3	284.4	246.9	185.2	315.3	275.6	326.3	275.6	339.5	275.6	65.6
72.2	-	-	-	-	156.0	262.4	233.7	264.6	240.3	284.4	238.1	167.0	315.3	269.0	326.3	269.0	338.4	269.0	72.2
78.7	-	-	-	-	138.9	262.4	233.7	264.6	240.3	284.4	231.5	148.8	315.3	260.1	326.3	260.1	337.3	260.1	78.7
85.3	-	-	-	-	125.7	260.1	233.7	263.5	240.3	280.0	224.9	134.5	315.3	253.5	324.1	253.5	330.7	253.5	85.3
91.9	-	-	-	-	112.4	257.9	227.1	262.4	238.1	275.6	218.3	120.2	315.3	246.9	324.1	246.9	324.1	246.9	91.9
98.4	-	-	-	-	102.4	254.6	222.7	260.1	233.7	266.8	211.6	109.3	309.7	240.3	314.2	240.3	314.2	240.3	98.4
111.5	-	-	-	-	83.8	248.0	213.8	257.9	224.9	250.2	200.6	89.5	295.4	228.5	295.4	228.5	295.4	228.5	111.5
124.7	-	-	-	-	68.5	240.3	205.0	253.5	215.7	235.2	190.7	73.3	278.5	217.5	278.5	217.5	278.5	217.5	124.7
137.8	-	-	-	-	55.1	231.5	196.2	244.7	206.1	220.5	181.9	58.9	262.4	207.2	262.4	207.2	262.4	207.2	137.8
150.9	-	-	-	-	44.5	221.2	188.1	235.9	198.0	210.2	173.8	47.7	249.1	198.4	249.1	198.4	249.1	198.4	150.9
164.0	-	-	-	-	35.1	207.2	180.0	227.1	190.3	200.3	166.4	37.6	236.6	190.3	236.6	190.3	236.6	190.3	164.0
177.2	-	-	-	-	26.7	191.8	172.0	218.3	183.0	190.7	159.8	28.7	224.9	183.0	224.9	183.0	224.9	183.0	177.2
190.3	-	-	-	-	18.7	181.5	164.6	207.6	175.3	182.2	153.7	20.3	216.1	176.4	216.1	176.4	216.1	176.4	190.3
203.4	-	-	-	-	11.4	172.0	157.6	198.4	168.7	174.9	148.1	12.5	207.2	170.4	207.2	170.4	207.2	170.4	203.4
210.0	-	-	-	-	7.9	163.7	154.9	194.0	165.3	171.2	145.1	8.8	202.8	167.8	202.8	167.6	202.8	167.3	210.0
216.5	-	-	-	-	-	159.8	152.1	189.6	162.0	167.6	142.2	-	198.4	164.2	198.4	164.2	198.4	164.2	216.5
229.7	-	-	-	-	-	154.0	143.3	180.8	156.9	160.9	137.8	-	191.1	159.8	191.1	159.8	190.0	159.8	229.7
242.8	-	-	-	-	-	146.2	138.5	171.6	152.1	155.1	133.7	-	184.1	155.4	183.7	155.4	182.2	155.4	242.8
255.9	-	-	-	-	-	141.1	133.4	162.0	147.7	149.9	130.1	-	177.5	151.0	176.4	151.0	174.2	151.0	255.9
269.0	-	-	-	-	-	136.3	129.7	150.3	143.3	141.8	126.4	-	165.0	146.6	163.9	146.6	161.7	146.6	269.0
282.2	-	-	-	-	-	133.0	126.4	139.3	136.7	132.6	122.8	-	153.2	142.9	152.1	142.9	149.9	142.6	282.2
295.3	-	-	-	-	-	130.1	123.5	129.0	127.9	122.4	120.2	-	142.2	140.0	141.1	140.0	138.9	138.9	295.3
308.4	-	-	-	-	-	121.3	119.6	118.8	119.0	113.1	111.0	-	132.3	132.3	131.2	131.7	129.3	129.3	308.4
321.5	-	-	-	-	-	112.9	113.0	107.2	109.3	104.3	102.1	-	122.7	123.1	121.6	122.0	119.8	119.8	321.5
334.6	-	-	-	-	-	104.9	105.4	94.6	98.8	95.9	93.3	-	112.4	113.5	111.3	112.4	110.2	110.2	334.6
347.8	-	-	-	-	-	97.9	98.2	82.5	84.8	88.0	85.6	-	104.5	105.2	103.4	104.1	102.0	102.8	347.8
360.9	-	-	-	-	-	91.2	91.4	71.5	74.1	80.8	78.4	-	97.0	98.1	96.0	97.1	94.4	95.5	360.9
374.0	-	-	-	-	-	84.9	85.1	61.7	61.1	73.9	71.7	-	89.9	91.5	89.1	90.6	87.5	89.1	374.0
380.6	-	-	-	-	-	82.1	82.2	55.8	43.9	70.9	68.6	-	87.2	88.8	86.3	88.0	84.6	86.4	380.6
383.9	-	-	-	-	-	80.6	39.2	52.8	-	69.4	-	-	85.8	-	84.9	-	83.1	-	383.9
387.1	-	-	-	-	-	79.2	-	49.8	-	68.0	-	-	84.4	-	83.5	-	81.8	-	387.1
393.7	-	-	-	-	-	76.5	-	45.2	-	65.0	-	-	81.6	-	80.7	-	79.1	-	393.7



363,800 lb + 110,200 lb		27.6 ft		32.2 ft/s		360°		75%											
413.4 ft																			
LSL+LF_2		LSL+LF_3		LSL+LF_4		LSL+LF_6		LSL+LF_8		LSL+LF_10		LSL+LF_12		LSL+LF_14					
39.4 ft																			
0 lb																			
0 lb - 716.6 klb																			
15°		20°		30°		15°		20°		15°		20°		15°		20°			
ft		1,000 lb																ft	
55.8	209.4	218.3	-	-	-	-	238.1	-	266.8	-	293.2	-	304.2	-	332.9	-	366.0	-	55.8
59.1	198.4	218.3	212.7	-	235.9	231.5	238.1	231.5	266.8	255.7	293.2	284.4	304.2	286.6	332.9	286.6	366.0	280.0	59.1
65.6	176.4	217.2	211.6	176.4	235.9	229.3	238.1	229.3	266.8	246.9	293.2	277.8	304.2	277.8	332.9	277.8	366.0	271.2	65.6
72.2	158.7	216.1	211.6	172.0	234.8	229.3	237.0	229.3	266.8	240.3	293.2	269.0	304.2	269.0	331.8	269.0	361.6	262.4	72.2
78.7	143.3	216.1	210.5	167.6	233.7	229.3	235.9	229.3	266.8	231.5	293.2	262.4	304.2	262.4	330.7	262.4	346.1	255.7	78.7
85.3	129.0	215.0	210.5	164.2	232.6	227.1	234.8	227.1	266.8	224.9	293.2	253.5	303.1	253.5	329.6	253.5	334.0	248.0	85.3
91.9	116.8	212.7	209.4	160.9	231.5	227.1	233.7	224.9	266.8	219.4	293.2	246.9	302.0	246.9	328.5	246.9	321.9	240.3	91.9
98.4	106.0	211.6	207.2	157.6	230.4	224.9	231.5	224.9	263.5	213.8	292.1	240.3	302.0	240.3	317.5	240.3	310.9	233.7	98.4
111.5	88.1	209.1	204.3	151.8	228.2	221.9	228.2	221.2	252.4	202.8	289.9	228.5	295.4	228.5	297.6	228.5	291.0	222.1	111.5
124.7	72.5	206.5	200.6	146.2	224.9	218.6	224.9	217.2	237.4	192.5	279.3	217.9	280.7	217.9	280.7	217.9	274.5	212.2	124.7
137.8	59.1	202.8	196.2	141.1	220.5	215.0	220.5	212.7	222.7	183.0	264.6	208.3	264.6	208.3	264.6	208.3	259.4	202.5	137.8
150.9	48.5	198.4	191.1	136.7	216.1	210.5	215.3	206.9	212.4	174.9	251.3	200.3	251.3	200.3	251.3	200.3	244.7	192.9	150.9
164.0	39.0	193.6	185.6	132.3	209.4	203.2	205.4	198.0	202.5	167.6	238.8	192.2	238.8	192.2	238.8	192.2	233.0	185.6	164.0
177.2	30.6	188.5	179.7	127.9	205.0	196.2	198.4	190.7	192.9	160.9	227.1	184.1	227.1	184.1	227.1	184.1	221.9	178.6	177.2
190.3	22.6	180.8	171.2	124.2	197.3	188.1	191.4	184.1	184.1	155.1	218.3	178.2	218.3	178.2	218.3	178.2	211.6	172.0	190.3
203.4	15.1	172.6	165.6	121.0	189.6	181.4	185.7	174.7	176.8	149.7	209.4	172.3	209.4	172.3	209.7	172.3	202.8	165.3	203.4
216.5	8.4	166.4	159.8	117.9	184.1	176.4	175.3	168.7	169.8	144.4	201.7	166.4	201.7	166.4	201.7	166.4	194.7	159.5	216.5
229.7	-	158.4	150.3	115.2	176.7	167.9	169.4	160.2	163.1	139.3	194.4	161.3	194.0	161.3	194.4	161.3	187.4	154.3	229.7
242.8	-	152.1	144.0	112.4	171.2	160.9	161.7	155.4	157.3	134.8	186.7	156.5	186.3	156.5	184.8	156.5	180.8	149.9	242.8
255.9	-	147.7	138.9	110.2	165.3	156.5	156.5	151.0	152.1	131.2	178.6	152.1	177.5	152.1	173.1	152.1	171.2	145.9	255.9
269.0	-	142.2	136.0	108.5	153.6	150.6	149.9	146.2	144.8	127.5	165.3	147.7	164.2	147.7	159.8	147.7	158.7	142.2	269.0
282.2	-	137.8	132.3	106.7	142.6	142.9	141.8	140.4	136.0	124.2	153.2	144.0	152.5	144.0	147.7	143.3	146.2	138.5	282.2
295.3	-	133.4	130.1	104.9	132.3	133.4	132.3	132.3	125.7	121.3	142.2	141.1	142.2	141.1	136.7	137.8	134.8	133.4	295.3
308.4	-	124.6	123.9	103.5	123.5	123.7	123.5	123.5	116.1	114.6	132.3	133.4	132.3	132.3	127.1	127.5	124.6	124.6	308.4
321.5	-	116.2	116.3	102.1	115.2	116.1	115.1	115.2	107.5	107.3	123.1	124.2	123.1	123.1	117.9	117.9	114.9	115.0	321.5
334.6	-	108.2	108.7	101.0	107.6	108.0	107.1	107.6	99.6	99.0	113.5	114.6	113.5	113.5	109.1	109.3	105.6	105.8	334.6
344.5	-	103.0	103.3	80.2	102.3	102.6	101.9	102.2	94.2	93.1	107.5	108.5	107.3	107.7	102.7	103.2	99.0	99.2	344.5
347.8	-	101.2	101.5	-	100.5	100.8	100.1	100.4	92.4	91.2	105.5	106.4	105.2	105.8	100.6	101.1	96.8	97.0	347.8
360.9	-	94.5	94.7	-	93.8	93.8	93.4	93.6	85.6	83.9	97.8	98.8	97.6	98.4	92.7	93.6	88.8	89.1	360.9
374.0	-	88.2	88.4	-	87.5	86.9	87.1	87.3	79.4	77.2	90.6	91.9	90.4	91.5	85.5	86.9	81.6	81.9	374.0
387.1	-	82.6	82.8	-	79.1	78.5	81.5	81.7	73.2	71.0	84.7	86.2	84.5	86.0	79.8	81.4	74.5	75.0	387.1
390.4	-	81.2	81.4	-	77.1	-	80.1	80.2	71.7	-	83.3	-	83.0	-	78.4	-	73.0	-	390.4
400.3	-	77.2	-	-	70.1	-	76.3	-	67.5	-	79.4	-	78.9	-	74.5	-	68.6	-	400.3

0 lb 143,300 lb 209,500 lb 275,600 lb 363,800 lb 452,000 lb 584,300 lb 716,600 lb

LSL+LF_14: 496,100 lb + 110,200 lb

363,800 lb + 110,200 lb		27.6 ft		32.2 ft/s		360°		75%											
423.2 ft																			
LSL+LF_2		LSL+LF_3		LSL+LF_4		LSL+LF_6		LSL+LF_8		LSL+LF_10		LSL+LF_12		LSL+LF_14					
39.4 ft																			
0 lb																			
0 lb - 716.6 klb																			
15°		20°		30°		15°		20°		15°		20°		15°		20°			
1,000 lb																			
ft																		ft	
55.8	-	-	-	-	-	227.1	-	255.7	-	282.2	-	293.2	-	319.7	-	352.7	-	55.8	
59.1	-	-	-	-	224.9	222.7	227.1	220.5	255.7	249.1	282.2	273.4	293.2	284.4	319.7	286.6	352.7	282.2	59.1
65.6	-	-	-	-	224.9	220.5	227.1	220.5	253.5	249.1	282.2	273.4	293.2	277.8	319.7	277.8	352.7	273.4	65.6
72.2	-	-	-	-	223.8	220.5	226.0	220.5	253.5	240.3	282.2	271.2	293.2	271.2	319.7	271.2	352.7	264.6	72.2
78.7	-	-	-	-	222.7	220.5	224.9	220.5	253.5	233.7	282.2	262.4	293.2	262.4	319.7	262.4	348.3	255.7	78.7
85.3	-	-	-	-	222.7	220.5	223.8	220.5	253.5	227.1	282.2	255.7	292.1	255.7	318.6	255.7	336.2	249.1	85.3
91.9	-	-	-	-	222.7	219.4	222.7	219.4	253.5	220.5	282.2	249.1	291.0	249.1	317.5	249.1	324.1	242.5	91.9
98.4	-	-	-	-	221.6	218.3	222.7	218.3	252.4	215.0	281.1	242.5	291.0	242.5	313.1	242.5	314.2	235.9	98.4
111.5	-	-	-	-	218.8	215.3	221.6	214.6	249.1	203.9	278.9	230.8	288.8	230.8	299.8	230.8	294.3	223.8	111.5
124.7	-	-	-	-	217.2	212.4	219.0	211.3	239.6	194.0	272.6	220.1	280.0	220.1	282.9	220.1	276.7	213.3	124.7
137.8	-	-	-	-	215.0	209.4	216.1	208.3	224.9	185.2	266.8	210.5	266.8	210.5	266.8	210.5	261.6	203.9	137.8
150.9	-	-	-	-	211.3	205.8	211.6	203.9	214.6	177.1	252.1	201.7	253.5	201.7	253.5	201.7	246.9	195.1	150.9
164.0	-	-	-	-	205.4	199.9	203.9	197.3	204.7	169.4	241.8	193.6	241.8	193.6	241.8	193.6	235.2	187.0	164.0
177.2	-	-	-	-	201.7	196.2	199.5	192.9	195.1	162.0	231.5	186.3	231.5	186.3	231.5	186.3	224.1	179.7	177.2
190.3	-	-	-	-	195.1	190.3	192.9	184.5	186.3	156.5	221.2	179.7	221.2	179.7	221.2	179.7	213.8	173.1	190.3
203.4	-	-	-	-	189.2	186.3	188.5	178.9	178.6	150.6	211.6	173.6	211.6	173.4	212.0	173.4	205.0	166.4	203.4
216.5	-	-	-	-	185.2	177.5	181.9	173.1	172.0	145.5	203.9	167.6	203.9	167.6	203.9	167.6	196.9	161.7	216.5
229.7	-	-	-	-	178.6	171.6	174.5	166.8	165.3	141.1	196.6	162.4	196.6	162.4	196.6	162.4	189.6	156.5	229.7
242.8	-	-	-	-	172.0	166.4	169.0	160.2	159.1	136.7	187.4	157.6	187.0	157.6	185.6	157.6	180.8	151.4	242.8
255.9	-	-	-	-	163.1	162.0	163.1	156.5	153.2	132.3	176.4	153.2	175.3	153.2	170.9	153.2	169.0	147.0	255.9
269.0	-	-	-	-	151.4	151.8	151.4	149.2	143.7	128.6	163.1	149.5	162.0	149.5	157.6	149.5	154.3	143.3	269.0
282.2	-	-	-	-	140.4	141.5	140.4	140.4	133.2	125.0	151.0	145.5	149.9	145.1	145.5	145.5	142.2	139.8	282.2
295.3	-	-	-	-	130.1	131.2	130.1	130.1	123.5	122.4	140.0	141.1	138.9	140.0	134.5	134.5	130.4	132.3	295.3
308.4	-	-	-	-	121.3	121.8	121.3	121.3	114.1	113.4	130.5	130.6	129.3	130.5	124.2	124.9	120.2	121.3	308.4
321.5	-	-	-	-	113.0	113.8	112.9	113.0	105.3	104.4	120.5	120.9	119.8	120.5	114.6	115.0	110.3	110.2	321.5
334.6	-	-	-	-	105.2	105.6	104.9	105.4	97.2	95.9	110.2	111.3	110.2	110.2	105.6	105.8	101.6	102.1	334.6
347.8	-	-	-	-	98.0	98.4	97.7	98.1	90.0	88.1	102.4	102.9	101.9	102.4	97.1	97.4	92.8	93.3	347.8
360.9	-	-	-	-	91.2	90.5	91.2	91.4	82.9	80.5	94.6	95.2	94.0	94.8	88.8	89.6	85.0	85.2	360.9
374.0	-	-	-	-	84.9	82.0	84.9	85.1	76.1	73.9	87.1	88.2	86.6	87.7	81.8	82.7	77.6	77.9	374.0
387.1	-	-	-	-	76.9	71.7	79.2	79.1	69.9	67.8	80.8	82.2	80.4	81.8	75.6	77.1	70.5	71.0	387.1
397.0	-	-	-	-	69.2	45.4	75.3	74.7	65.5	63.5	76.8	78.3	76.1	77.8	71.3	73.2	65.9	66.4	397.0
400.3	-	-	-	-	66.3	-	74.0	-	64.2	-	75.5	-	74.9	-	70.2	-	64.4	-	400.3
410.1	-	-	-	-	57.5	-	70.3	-	60.2	-	71.7	-	71.2	-	66.6	-	60.2	-	410.1

0 lb 143,300 lb 209,500 lb 275,600 lb 363,800 lb 452,000 lb 584,300 lb 716,600 lb

LSL+LF_14: 496,100 lb + 110,200 lb

363,800 lb + 110,200 lb		27.6 ft		32.2 ft/s		360°		75%											
433.1 ft																			
LSL+LF_2		LSL+LF_3		LSL+LF_4		LSL+LF_6		LSL+LF_8		LSL+LF_10		LSL+LF_12		LSL+LF_14					
39.4 ft																			
0 lb																			
0 lb - 716.6 klb																			
15°		20°		30°		15°		20°		15°		20°		15°		20°			
ft	1,000 lb																		ft
55.8	185.2	191.8	-	-	-	-	-	-	-	-	-	-	-	-	-	-	-	-	55.8
59.1	185.2	190.7	187.4	-	217.2	212.7	218.3	212.7	240.3	235.9	271.2	-	280.0	-	308.6	-	339.5	-	59.1
62.3	176.9	190.7	186.8	-	216.6	212.2	217.7	212.7	240.3	235.9	271.2	262.4	280.0	273.4	308.6	284.4	339.5	277.8	62.3
65.6	169.8	190.7	186.3	169.8	216.1	211.6	217.2	212.7	240.3	235.9	271.2	262.4	280.0	273.4	308.6	280.0	339.5	273.4	65.6
72.2	152.1	189.6	185.2	168.7	215.5	211.6	216.6	211.6	240.3	235.9	271.2	262.4	280.0	271.2	308.6	271.2	339.5	264.6	72.2
78.7	136.7	188.5	185.2	168.7	215.0	210.5	216.1	210.5	240.3	233.7	271.2	262.4	280.0	264.6	308.6	264.6	339.5	257.9	78.7
85.3	123.5	187.4	184.1	165.3	214.4	209.4	215.0	209.4	239.2	227.1	269.0	255.7	280.0	255.7	306.4	255.7	332.9	250.2	85.3
91.9	111.3	185.2	181.9	162.0	213.8	208.3	215.0	209.4	238.1	220.5	269.0	249.1	280.0	249.1	304.2	249.1	326.3	242.5	91.9
98.4	101.4	184.1	180.8	158.7	212.7	207.2	213.8	208.3	238.1	216.1	267.9	242.5	280.0	242.5	304.2	242.5	316.4	237.0	98.4
111.5	83.9	181.9	178.6	152.9	210.0	205.0	211.6	205.4	237.0	205.0	265.7	232.2	277.8	232.2	298.7	232.2	296.5	226.0	111.5
124.7	68.6	180.0	176.4	147.3	206.9	202.1	209.1	202.5	233.0	195.1	262.4	221.9	271.2	221.9	285.1	221.9	278.9	215.0	124.7
137.8	55.3	178.6	174.2	142.2	203.9	198.4	206.1	199.5	227.1	186.3	257.9	211.6	262.4	211.6	269.0	211.6	263.8	205.0	137.8
150.9	45.0	174.9	170.5	137.8	199.5	193.3	202.5	195.8	216.8	178.2	247.7	203.6	253.5	203.6	255.7	203.6	249.1	196.2	150.9
164.0	35.7	171.2	167.2	133.4	194.4	188.5	196.6	189.6	206.9	170.9	239.6	195.5	242.5	195.5	244.0	195.5	237.4	188.9	164.0
177.2	27.3	167.6	164.2	129.0	188.5	184.1	192.9	185.2	197.3	164.2	233.7	187.4	233.7	187.4	233.7	187.4	226.7	181.5	177.2
190.3	19.8	163.9	160.6	126.0	182.6	175.6	186.3	178.6	188.5	157.6	223.4	180.8	223.4	180.8	223.1	181.2	217.2	174.2	190.3
203.4	12.6	157.6	154.3	122.9	177.5	170.9	180.8	174.2	180.4	151.8	215.0	175.3	215.0	175.3	215.0	174.9	207.6	168.3	203.4
210.0	9.0	155.4	152.1	121.3	174.7	164.8	178.0	172.0	176.7	149.2	210.5	172.5	210.5	172.5	210.5	172.3	203.9	165.3	210.0
216.5	-	153.2	149.9	119.0	172.0	162.0	176.4	169.8	173.1	146.6	206.1	169.8	206.1	169.8	206.1	169.8	199.9	162.8	216.5
229.7	-	147.3	143.3	116.8	164.6	155.4	169.8	162.0	167.2	142.2	198.8	164.6	198.8	164.6	196.6	164.6	191.8	157.6	229.7
242.8	-	141.8	138.9	114.3	157.6	150.6	164.2	155.8	161.3	137.8	188.1	159.5	188.1	159.5	184.1	159.5	180.0	153.2	242.8
255.9	-	137.8	134.5	111.3	153.2	145.5	159.8	152.1	155.4	133.4	174.2	154.3	174.2	154.3	168.7	154.3	166.8	148.8	255.9
269.0	-	134.1	129.7	109.6	147.3	140.0	148.8	147.0	143.1	129.7	161.7	150.6	160.9	150.6	156.2	150.6	152.1	144.4	269.0
282.2	-	131.2	126.4	107.8	139.3	134.5	138.2	139.3	131.5	125.3	149.9	145.5	149.0	145.5	144.0	144.8	139.6	141.1	282.2
295.3	-	129.0	123.5	106.0	129.0	127.9	127.9	129.0	121.3	120.2	138.9	138.9	137.8	138.9	133.4	133.4	128.2	130.8	295.3
308.4	-	121.8	120.9	104.4	120.2	117.7	119.0	120.2	111.9	111.2	128.6	128.6	128.2	128.6	123.1	123.1	117.9	119.0	308.4
321.5	-	113.8	114.0	103.0	111.6	107.1	110.7	111.6	103.3	102.4	118.6	118.8	118.5	118.6	113.4	113.4	108.0	109.0	321.5
334.6	-	105.6	106.0	101.6	103.4	96.6	103.4	95.2	93.7	93.7	108.9	109.3	108.7	108.9	103.8	103.8	99.3	100.1	334.6
347.8	-	98.4	98.8	97.8	95.2	85.8	95.7	96.1	88.0	86.1	100.2	100.7	100.0	100.4	95.2	95.5	90.6	91.3	347.8
360.9	-	91.6	92.1	59.1	85.4	75.5	89.0	89.4	81.0	78.7	92.2	92.9	91.9	92.5	87.0	87.3	82.8	83.3	360.9
374.0	-	85.3	85.8	-	74.1	64.6	82.7	82.9	74.1	71.7	84.9	85.5	84.4	85.3	79.6	80.5	75.5	75.8	374.0
387.1	-	79.7	80.0	-	62.7	53.9	77.1	76.7	67.8	65.6	78.4	79.5	78.1	79.3	73.3	74.6	68.6	68.8	387.1
400.3	-	74.4	74.6	-	51.4	43.0	71.9	70.9	61.9	59.7	72.6	74.0	72.4	73.8	67.5	69.2	62.3	62.6	400.3
403.5	-	73.2	73.4	-	48.6	40.1	70.7	69.5	60.5	58.4	71.3	72.8	71.1	72.5	66.3	67.9	60.8	61.1	403.5
406.8	-	71.9	72.1	-	45.8	-	69.4	68.1	59.2	-	70.0	-	69.8	-	65.0	-	59.3	-	406.8
410.1	-	70.7	32.0	-	43.0	-	68.2	-	57.8	-	68.7	-	68.5	-	63.7	-	57.9	-	410.1
413.4	-	69.4	-	-	40.1	-	67.0	-	56.4	-	67.5	-	67.2	-	62.6	-	56.5	-	413.4
419.9	-	67.2	-	-	34.4	-	64.6	-	54.0	-	65.3	-	65.0	-	60.4	-	53.8	-	419.9

0 lb
 143,300 lb
 209,500 lb
 275,600 lb
 363,800 lb
 452,000 lb
 584,300 lb
 716,600 lb

LSL+LF_14: 496,100 lb + 110,200 lb

363,800 lb + 110,200 lb		27.6 ft		32.2 ft/s		360°		75%											
442.9 ft																			
LSL+LF_2		LSL+LF_3		LSL+LF_4		LSL+LF_6		LSL+LF_8		LSL+LF_10		LSL+LF_12		LSL+LF_14					
39.4 ft																			
0 lb																			
0 lb - 716.6 klb																			
15°		20°		30°		15°		20°		15°		20°		15°		20°			
ft		1,000 lb														ft			
59.1	-	-	-	-	-	208.3	-	227.1	-	257.9	-	269.0	-	295.4	-	324.1	-	59.1	
62.3	-	-	-	-	206.1	203.9	208.3	202.8	227.1	222.7	257.9	251.3	269.0	262.4	295.4	284.4	324.1	280.0	62.3
65.6	-	-	-	-	206.1	203.9	208.3	202.8	227.1	222.7	257.9	251.3	269.0	262.4	295.4	280.0	324.1	275.6	65.6
72.2	-	-	-	-	206.1	202.8	207.8	201.7	226.0	222.7	257.9	251.3	269.0	262.4	295.4	273.4	324.1	266.8	72.2
78.7	-	-	-	-	206.1	202.8	207.2	201.7	224.9	222.7	257.9	251.3	269.0	262.4	295.4	264.6	324.1	257.9	78.7
85.3	-	-	-	-	205.0	201.7	206.7	200.6	224.9	222.7	256.8	251.3	267.9	257.9	294.3	257.9	324.1	251.3	85.3
91.9	-	-	-	-	203.9	200.6	206.1	199.5	224.9	222.7	255.7	251.3	266.8	251.3	293.2	251.3	324.1	244.7	91.9
98.4	-	-	-	-	202.8	199.5	205.0	199.5	223.8	217.2	255.7	244.7	266.8	244.7	293.2	244.7	316.4	238.1	98.4
111.5	-	-	-	-	200.6	197.3	202.8	197.3	221.6	206.9	253.5	233.0	264.6	233.0	291.0	233.0	299.8	226.0	111.5
124.7	-	-	-	-	198.8	195.1	201.0	195.5	220.1	196.9	249.9	222.7	260.1	222.7	285.1	222.7	282.2	216.1	124.7
137.8	-	-	-	-	197.3	192.9	199.5	194.0	219.4	187.4	246.9	213.8	255.7	213.8	273.4	213.8	266.0	207.2	137.8
150.9	-	-	-	-	193.6	190.0	196.6	190.3	215.0	179.3	237.4	205.0	246.9	205.0	260.1	205.0	251.3	198.4	150.9
164.0	-	-	-	-	190.0	186.7	192.2	185.6	208.3	172.0	231.5	196.9	239.6	196.9	247.7	196.9	239.6	190.3	164.0
177.2	-	-	-	-	186.3	183.0	188.5	181.9	199.5	165.3	227.1	189.6	233.7	189.6	235.9	189.6	228.9	183.0	177.2
190.3	-	-	-	-	181.7	177.1	183.4	176.7	190.7	159.5	218.3	183.0	224.9	183.0	224.9	183.0	219.4	176.4	190.3
203.4	-	-	-	-	176.0	170.0	177.8	172.6	182.6	153.6	211.4	176.7	216.4	176.7	216.4	176.7	210.5	170.3	203.4
216.5	-	-	-	-	172.0	166.4	174.2	168.7	175.3	147.7	206.1	170.9	208.3	170.9	208.3	170.9	202.1	164.6	216.5
229.7	-	-	-	-	163.9	158.7	169.4	164.2	168.7	143.3	198.0	165.7	198.8	165.7	195.8	165.7	194.0	158.7	229.7
242.8	-	-	-	-	154.7	152.9	165.0	159.5	161.3	138.9	186.7	160.9	186.7	160.9	181.9	160.9	177.8	154.3	242.8
255.9	-	-	-	-	144.4	148.8	159.8	156.5	153.2	134.5	172.0	156.5	172.0	156.5	166.4	156.5	162.8	149.9	255.9
269.0	-	-	-	-	135.6	144.4	148.1	147.0	140.4	131.2	159.5	152.1	158.7	152.1	154.1	152.1	148.8	145.5	269.0
282.2	-	-	-	-	126.8	137.2	136.7	137.2	129.3	124.9	147.7	146.1	146.2	146.2	141.8	142.2	136.2	138.3	282.2
295.3	-	-	-	-	117.9	126.8	126.8	126.8	119.0	116.8	136.7	136.7	135.6	135.6	130.1	131.2	124.6	126.4	295.3
308.4	-	-	-	-	109.3	117.9	117.2	117.9	109.2	107.6	125.7	125.7	124.6	125.3	120.2	119.7	113.5	114.6	308.4
321.5	-	-	-	-	100.2	109.3	108.6	109.4	100.8	98.9	115.2	115.2	114.6	115.1	109.9	109.9	104.6	105.5	321.5
334.6	-	-	-	-	90.8	100.8	100.8	101.2	92.6	90.4	105.8	106.0	105.2	105.4	100.3	100.3	95.8	96.6	334.6
347.8	-	-	-	-	81.4	88.7	93.5	94.0	84.9	82.7	97.2	97.5	96.5	96.9	91.5	91.7	87.3	88.0	347.8
360.9	-	-	-	-	72.2	76.6	86.8	86.9	77.7	75.5	88.8	89.4	88.2	88.6	83.5	83.8	79.5	80.0	360.9
374.0	-	-	-	-	62.8	65.0	80.5	80.0	70.8	68.6	81.6	82.0	80.9	81.6	75.8	76.5	72.1	72.4	374.0
387.1	-	-	-	-	53.6	53.4	74.9	73.7	64.4	62.4	75.0	75.8	74.4	75.4	69.4	70.3	65.0	65.5	387.1
400.3	-	-	-	-	44.3	41.0	69.6	67.8	58.7	56.7	69.0	70.3	68.5	69.8	63.5	64.7	58.9	59.2	400.3
410.1	-	-	-	-	37.3	32.2	65.8	63.8	54.5	52.7	65.0	66.5	64.4	66.1	59.5	61.2	54.4	54.7	410.1
413.4	-	-	-	-	34.8	-	64.6	62.4	53.1	51.4	63.7	65.3	63.1	64.8	58.2	60.0	53.0	53.4	413.4
426.5	-	-	-	-	25.6	-	60.2	-	48.3	-	59.1	-	58.6	-	53.8	-	47.4	-	426.5

0 lb 143,300 lb 209,500 lb 275,600 lb 363,800 lb 452,000 lb 584,300 lb 716,600 lb

LSL+LF_14: 496,100 lb + 110,200 lb

		363,800 lb + 110,200 lb			27.6 ft			32.2 ft/s			360°			75%													
		452.8 ft																									
		LSL+LF_2			LSL+LF_3			LSL+LF_4			LSL+LF_6			LSL+LF_8			LSL+LF_10			LSL+LF_12			LSL+LF_14				
		39.4 ft																									
		0 lb																									
		0 lb - 716.6 klb																									
		15°		20°		30°		15°		20°		15°		20°		15°		20°		15°		20°		15°		20°	
ft		1,000 lb																								ft	
59.1	160.9	165.3	-	-	-	-	196.2	-	208.3	-	244.7	-	257.9	-	277.8	-	317.5	-	59.1								
62.3	159.8	165.3	162.0	-	179.7	175.3	196.2	196.2	207.8	203.9	244.7	240.3	257.9	253.5	277.8	271.2	317.5	280.0	62.3								
65.6	159.8	165.3	160.9	-	179.7	175.3	196.2	196.2	207.2	203.9	244.7	240.3	257.9	253.5	277.8	271.2	317.5	275.6	65.6								
68.9	153.2	164.2	160.4	149.9	179.1	174.7	196.2	196.2	207.2	203.9	244.2	240.3	257.9	253.5	277.8	271.2	317.5	271.2	68.9								
72.2	147.7	163.1	159.8	148.8	178.6	174.2	196.2	196.2	207.2	203.9	243.6	240.3	257.9	253.5	277.8	271.2	317.5	266.8	72.2								
78.7	132.3	162.0	158.7	148.8	177.5	173.1	196.2	196.2	207.2	202.8	242.5	240.3	257.9	253.5	277.8	266.8	317.5	260.1	78.7								
85.3	120.2	162.0	157.6	147.7	176.4	172.0	196.2	196.2	206.1	202.8	241.4	238.1	256.8	253.5	276.7	260.1	316.4	253.5	85.3								
91.9	108.2	160.9	157.6	147.7	175.3	170.9	196.2	196.2	205.0	201.7	240.3	238.1	255.7	251.3	275.6	253.5	315.3	246.9	91.9								
98.4	97.9	159.8	156.5	146.6	173.6	169.8	196.2	196.2	203.9	201.7	239.2	235.9	255.7	246.9	275.6	246.9	313.1	240.3	98.4								
111.5	80.8	156.9	153.6	145.1	170.9	167.6	196.2	195.5	201.7	198.8	237.0	231.5	253.5	235.2	274.5	235.2	302.0	228.2	111.5								
124.7	65.8	154.0	151.0	143.3	168.7	165.0	196.2	194.4	199.5	194.4	234.4	224.5	249.9	224.5	271.2	224.5	284.4	217.7	124.7								
137.8	52.9	152.1	148.8	141.1	166.4	162.0	196.2	192.9	197.3	188.5	231.5	215.0	246.9	215.0	266.8	215.0	269.0	208.3	137.8								
150.9	42.6	149.2	145.9	138.2	162.8	159.1	193.3	189.2	193.6	180.4	227.1	206.1	239.6	206.1	255.0	206.1	255.7	199.5	150.9								
164.0	33.4	145.9	142.9	134.8	159.1	155.8	189.2	185.9	189.6	173.1	222.7	198.0	230.8	198.0	245.4	198.0	242.5	191.4	164.0								
177.2	25.4	142.2	140.0	131.2	155.4	152.1	185.2	183.0	185.2	166.4	218.3	190.7	224.9	190.7	238.1	190.7	230.8	184.1	177.2								
190.3	18.2	139.3	137.1	127.5	152.5	149.2	181.9	177.3	179.7	160.6	213.8	184.5	220.5	184.5	227.1	184.1	220.5	177.5	190.3								
203.4	11.0	136.0	134.5	124.2	146.8	144.8	175.3	170.1	174.2	155.1	209.4	178.1	212.7	177.8	218.6	177.8	212.4	171.7	203.4								
206.7	9.3	135.4	133.7	123.5	145.9	143.6	173.6	169.2	173.1	153.8	208.3	176.6	211.6	176.4	216.6	176.4	210.4	170.2	206.7								
216.5	-	133.4	131.2	120.2	143.3	141.1	170.9	166.4	169.8	149.9	205.0	172.0	208.3	172.0	210.5	172.0	202.5	166.1	216.5								
229.7	-	128.2	126.0	117.9	138.5	137.4	165.7	159.8	164.2	144.8	194.7	166.8	196.6	166.8	197.3	166.8	190.7	160.9	229.7								
242.8	-	123.8	122.4	115.4	135.2	132.6	161.3	153.6	159.8	140.4	183.0	162.0	183.7	162.0	183.0	162.0	175.3	155.8	242.8								
255.9	-	120.2	117.9	112.4	132.3	129.0	157.6	149.9	155.4	136.7	169.8	157.6	169.8	157.6	167.6	157.6	160.5	151.4	255.9								
269.0	-	117.2	115.0	110.5	127.1	124.9	145.9	144.0	144.4	132.3	157.3	153.2	157.3	153.2	155.1	152.5	146.6	147.7	269.0								
282.2	-	113.0	111.6	108.5	124.2	121.8	135.6	136.0	133.4	128.8	144.4	145.1	145.5	145.5	142.9	144.0	134.1	136.2	282.2								
295.3	-	110.2	109.8	105.4	120.2	117.9	124.6	125.7	122.4	123.5	133.4	133.4	133.4	134.5	131.2	132.3	122.4	124.0	295.3								
308.4	-	108.2	106.8	103.6	117.2	112.8	115.7	116.1	113.4	114.1	123.1	123.1	123.1	123.5	121.6	122.0	111.3	112.4	308.4								
321.5	-	106.1	104.9	101.7	111.6	105.7	107.1	107.4	104.9	105.1	112.8	112.8	112.4	112.4	112.0	112.1	102.7	103.6	321.5								
334.6	-	104.1	103.2	100.5	103.4	98.3	99.0	99.4	96.8	96.8	103.6	103.8	103.4	103.6	102.3	102.5	94.1	94.8	334.6								
347.8	-	96.9	96.9	96.4	94.9	91.0	91.8	92.2	89.6	89.1	94.9	95.3	94.7	95.1	93.5	93.8	85.8	86.4	347.8								
360.9	-	90.1	90.5	91.1	86.4	83.6	85.0	85.4	82.7	81.8	86.8	87.3	86.6	87.0	85.2	85.8	78.1	78.6	360.9								
374.0	-	83.8	84.0	73.9	78.0	76.1	78.7	79.1	76.5	75.0	79.4	80.0	78.9	79.6	77.6	78.3	70.8	71.1	374.0								
387.1	-	78.0	78.3	-	69.5	68.7	73.1	73.4	70.6	68.8	72.8	73.6	72.3	73.3	71.1	71.9	63.9	64.2	387.1								
400.3	-	72.7	73.0	-	61.0	61.4	67.8	68.0	64.8	62.8	66.6	67.7	66.1	67.4	64.8	66.0	57.6	58.0	400.3								
413.4	-	67.7	67.9	-	53.1	54.0	62.8	63.1	59.3	57.3	61.1	62.6	60.6	62.2	59.5	60.8	51.7	52.0	413.4								
419.9	-	65.5	65.7	-	48.7	50.3	60.5	60.7	56.8	54.9	58.8	60.2	58.3	60.0	57.2	58.6	48.9	49.2	419.9								
426.5	-	63.3	26.0	-	44.4	-	58.3	49.2	54.3	-	56.5	-	56.1	-	55.0	-	46.3	-	426.5								
436.4	-	60.0	-	-	38.1	-	55.1	-	50.7	-	53.1	-	52.9	-	51.8	-	42.5	-	436.4								

	0 lb	143,300 lb	209,500 lb	275,600 lb	363,800 lb	452,000 lb	584,300 lb	716,600 lb
--	------	------------	------------	------------	------------	------------	------------	------------

LSL+LF_14: 496,100 lb + 110,200 lb

363,800 lb + 110,200 lb		27.6 ft		32.2 ft/s		360°		75%											
462.6 ft																			
LSL+LF_2		LSL+LF_3		LSL+LF_4		LSL+LF_6		LSL+LF_8		LSL+LF_10		LSL+LF_12		LSL+LF_14					
39.4 ft																			
0 lb																			
0 lb - 716.6 klb																			
15°		20°		30°		15°		20°		15°		20°		15°		20°			
1,000 lb																			
ft																	ft		
59.1	-	-	-	-	-	196.2	-	198.4	-	233.7	-	242.5	-	264.6	-	302.0	-	59.1	
62.3	-	-	-	-	172.0	168.7	196.2	194.0	198.4	195.1	233.7	-	242.5	-	264.6	-	302.0	-	62.3
65.6	-	-	-	-	172.0	168.7	196.2	194.0	198.4	195.1	233.7	229.3	242.5	240.3	264.6	260.1	302.0	275.6	65.6
72.2	-	-	-	-	170.9	167.6	195.7	192.9	197.9	194.0	232.6	229.3	241.4	238.1	264.6	260.1	302.0	269.0	72.2
78.7	-	-	-	-	169.8	166.4	195.1	192.9	197.3	194.0	231.5	229.3	240.3	238.1	264.6	260.1	302.0	260.1	78.7
85.3	-	-	-	-	169.2	165.3	195.1	191.8	196.2	192.9	230.4	227.1	239.2	238.1	264.6	260.1	300.9	253.5	85.3
91.9	-	-	-	-	168.7	165.3	195.1	191.8	195.1	192.9	229.3	227.1	238.1	235.9	264.6	253.5	299.8	246.9	91.9
98.4	-	-	-	-	167.6	164.2	194.0	190.7	194.6	192.9	229.3	227.1	237.0	235.9	263.5	246.9	298.7	241.4	98.4
111.5	-	-	-	-	165.3	162.0	192.4	189.2	192.9	190.7	228.2	224.1	234.8	231.5	261.2	235.2	296.5	229.3	111.5
124.7	-	-	-	-	162.8	159.8	191.1	187.8	190.7	188.5	225.6	220.5	232.2	224.9	257.9	224.9	286.6	218.3	124.7
137.8	-	-	-	-	160.9	157.6	189.6	186.3	188.5	186.3	222.7	216.1	229.3	216.1	253.5	216.1	271.2	209.4	137.8
150.9	-	-	-	-	158.0	154.7	186.7	183.4	185.6	181.1	218.3	208.0	224.9	208.0	244.0	208.0	257.9	200.6	150.9
164.0	-	-	-	-	155.1	152.1	184.1	180.8	182.6	174.9	213.8	199.9	220.8	199.9	235.2	199.9	244.7	193.3	164.0
177.2	-	-	-	-	152.1	149.9	181.9	178.6	179.7	167.6	209.4	191.8	217.2	191.8	229.3	191.8	232.8	185.9	177.2
190.3	-	-	-	-	149.5	147.3	176.4	174.5	175.9	162.0	206.1	185.6	213.8	185.6	221.8	185.4	222.7	178.6	190.3
203.4	-	-	-	-	145.1	142.9	171.6	170.5	171.2	156.2	201.0	178.9	209.4	178.9	213.8	178.9	214.6	172.7	203.4
216.5	-	-	-	-	142.2	140.0	168.7	167.6	167.6	151.0	197.3	173.1	205.0	173.1	207.2	173.1	202.1	167.2	216.5
229.7	-	-	-	-	138.2	135.6	163.5	161.7	162.4	145.9	189.2	167.9	191.8	167.9	193.3	167.9	185.2	162.0	229.7
242.8	-	-	-	-	134.5	132.3	160.2	155.8	158.0	141.5	178.6	163.1	178.6	163.1	179.3	163.1	170.5	156.9	242.8
255.9	-	-	-	-	130.1	130.1	156.5	152.1	152.1	137.8	165.3	158.7	165.3	158.7	165.3	155.8	155.8	152.1	255.9
269.0	-	-	-	-	127.9	125.7	144.8	143.3	141.5	133.4	152.9	151.4	152.9	151.4	152.1	153.2	142.2	143.3	269.0
282.2	-	-	-	-	124.0	123.5	132.9	134.0	131.2	128.2	141.1	141.5	140.7	141.8	140.7	140.7	129.9	130.8	282.2
295.3	-	-	-	-	121.3	119.0	122.4	123.5	120.2	120.2	130.1	130.1	129.0	130.1	129.0	129.0	118.3	119.4	295.3
308.4	-	-	-	-	116.1	113.9	113.5	114.3	110.2	110.8	119.0	119.8	118.7	119.0	117.6	117.9	108.0	109.1	308.4
321.5	-	-	-	-	109.4	106.9	104.9	105.6	102.4	101.7	109.1	110.1	109.0	109.1	107.9	108.7	98.5	99.7	321.5
334.6	-	-	-	-	101.2	98.1	96.8	97.4	94.4	93.5	100.3	100.5	99.9	100.1	98.8	99.0	89.9	90.8	334.6
347.8	-	-	-	-	94.0	89.1	89.6	90.1	86.9	85.9	91.5	92.1	91.1	91.3	90.0	90.2	81.6	82.2	347.8
360.9	-	-	-	-	86.0	80.1	82.8	83.3	80.3	78.8	83.7	84.2	83.1	83.6	81.9	82.2	74.1	74.6	360.9
374.0	-	-	-	-	77.2	71.0	76.5	76.9	73.9	71.9	76.1	76.7	75.6	76.1	74.3	74.7	66.9	67.2	374.0
387.1	-	-	-	-	67.5	62.5	70.9	71.2	67.7	65.6	69.4	70.3	68.7	69.6	67.5	67.9	60.0	60.2	387.1
400.3	-	-	-	-	57.9	53.8	65.6	65.8	61.7	59.7	63.3	64.2	62.6	63.6	61.3	62.3	53.6	53.9	400.3
413.4	-	-	-	-	48.9	45.2	60.6	60.8	56.2	54.2	57.5	58.6	56.9	58.2	55.6	56.9	47.7	48.0	413.4
426.5	-	-	-	-	39.2	35.9	56.1	56.3	51.2	49.3	52.7	54.2	52.2	53.6	50.9	52.5	42.1	42.5	426.5
429.8	-	-	-	-	36.8	-	54.9	55.2	50.0	48.1	51.5	53.1	51.0	52.5	49.7	51.4	40.9	41.2	429.8
433.1	-	-	-	-	35.1	-	53.8	54.0	48.7	-	50.3	-	49.8	-	48.5	-	39.6	-	433.1
439.6	-	-	-	-	30.2	-	51.7	-	46.4	-	48.2	-	47.8	-	46.4	-	37.2	-	439.6
442.9	-	-	-	-	28.2	-	50.7	-	45.2	-	47.2	-	46.7	-	45.4	-	35.9	-	442.9




0 lb 143,300 lb 209,500 lb 275,600 lb 363,800 lb 452,000 lb 584,300 lb 716,600 lb

LSL+LF_14: 496,100 lb + 110,200 lb

363,800 lb + 110,200 lb 27.6 ft 32.2 ft/s 360° 75%																			
472.4 ft																			
LSL+LF_2 LSL+LF_3 LSL+LF_4 LSL+LF_6 LSL+LF_8 LSL+LF_10 LSL+LF_12 LSL+LF_14																			
39.4 ft																			
0 lb																			
0 lb - 716.6 klb																			
15° 20° 30° 15° 20° 15° 20° 15° 20° 15° 20° 15° 20° 15° 20° 15° 20°																			
ft	1,000 lb																	ft	
62.3	138.9	143.3	140.0	-	-	162.0	187.4	-	-	-	220.5	-	231.5	-	251.3	-	288.8	-	62.3
65.6	138.9	143.3	140.0	-	165.3	162.0	187.4	184.1	194.0	189.6	220.5	218.3	231.5	227.1	251.3	246.9	288.8	277.8	65.6
68.9	137.8	142.7	139.4	131.2	164.8	161.5	187.1	184.1	194.0	189.6	220.5	217.7	230.9	227.1	251.3	246.9	288.8	273.4	68.9
72.2	137.8	142.2	138.9	131.2	164.2	160.9	186.8	184.1	194.0	189.6	220.5	217.2	230.4	227.1	251.3	246.9	288.8	269.0	72.2
78.7	127.9	141.1	137.8	130.1	163.1	159.8	186.3	183.0	194.0	189.6	220.5	217.2	229.3	227.1	251.3	246.9	288.8	262.4	78.7
85.3	114.6	140.0	136.7	130.1	162.6	158.7	186.3	183.0	193.5	188.5	219.9	217.2	228.2	224.9	251.3	246.9	287.7	255.7	85.3
91.9	103.6	138.9	135.6	129.0	162.0	157.6	186.3	181.9	192.9	188.5	219.4	216.1	227.1	224.9	251.3	246.9	286.6	249.1	91.9
98.4	93.3	137.8	134.5	127.9	160.4	156.5	185.2	181.9	192.4	187.4	218.8	216.1	227.1	224.9	250.2	246.9	285.5	242.5	98.4
111.5	76.5	134.8	132.3	125.7	157.6	154.3	183.0	179.7	190.7	185.9	217.2	215.3	226.0	223.4	248.0	236.6	283.3	230.4	111.5
124.7	61.8	132.3	129.7	123.8	155.4	152.1	181.1	177.8	188.5	184.5	215.0	213.5	223.4	220.8	245.4	226.7	280.0	220.5	124.7
137.8	49.2	130.1	126.8	122.4	153.2	149.9	179.7	176.4	186.3	183.0	212.7	210.5	220.5	217.2	242.5	217.2	271.9	211.3	137.8
150.9	39.2	127.1	124.6	119.4	149.5	146.2	176.7	173.4	184.1	180.0	209.1	210.5	216.8	209.1	232.2	209.1	260.1	201.7	150.9
164.0	30.1	124.2	122.0	116.8	146.2	142.9	173.8	170.5	180.8	175.3	205.0	200.6	212.4	201.4	225.8	201.4	248.4	194.4	164.0
177.2	22.0	121.3	119.0	114.6	143.3	140.0	170.9	167.6	176.4	168.7	200.6	194.0	207.2	194.0	219.4	194.0	237.0	187.2	177.2
190.3	15.3	118.6	116.1	112.4	140.0	136.7	166.7	162.6	173.3	163.1	196.8	187.4	203.4	187.4	213.5	187.4	224.9	180.8	190.3
203.4	8.6	115.4	113.5	109.8	136.3	134.1	162.8	156.9	170.5	157.3	193.3	181.1	199.9	181.1	204.3	181.1	212.4	174.2	203.4
216.5	-	112.4	111.3	108.0	133.4	131.2	159.8	152.1	167.6	152.1	189.6	175.3	196.2	175.3	198.4	175.3	198.0	168.3	216.5
229.7	-	110.1	108.4	105.5	128.6	126.0	154.7	147.0	162.4	147.0	183.7	170.1	185.9	170.1	188.1	170.1	181.9	163.1	229.7
242.8	-	106.2	105.3	103.0	124.2	122.0	149.2	142.9	157.6	142.6	174.2	165.0	174.2	165.0	176.0	165.0	167.2	158.7	242.8
255.9	-	103.0	101.4	100.5	121.3	119.0	145.5	140.0	151.0	138.9	160.9	159.8	160.9	159.8	162.0	159.8	152.5	152.9	255.9
269.0	-	100.3	98.9	96.7	117.2	115.7	141.1	134.8	139.6	134.5	149.5	149.5	148.8	150.1	149.2	151.0	140.0	141.1	269.0
282.2	-	96.5	95.2	93.3	114.3	112.4	131.5	129.3	129.0	127.5	137.8	138.9	137.8	138.5	137.8	138.5	126.8	129.3	282.2
295.3	-	94.1	93.0	91.3	111.3	110.0	121.3	121.3	117.9	117.9	126.8	127.9	126.8	126.8	126.8	126.8	116.0	117.5	295.3
308.4	-	91.1	90.1	89.5	108.5	105.5	111.7	112.3	109.1	107.9	116.2	117.3	115.7	116.8	115.7	116.5	105.6	106.9	308.4
321.5	-	89.1	88.2	86.7	104.3	98.8	103.0	103.5	100.5	98.9	106.9	106.9	106.7	106.9	105.7	106.6	96.0	97.2	321.5
334.6	-	87.3	86.4	85.1	98.5	89.3	94.8	95.2	92.2	90.4	97.9	98.1	97.4	97.9	96.8	97.0	87.4	88.4	334.6
347.8	-	85.0	84.3	83.3	88.7	80.4	87.6	88.0	84.8	82.8	89.2	89.7	88.8	89.3	88.1	88.3	79.1	80.0	347.8
360.9	-	83.1	82.8	82.1	78.8	71.3	80.8	81.2	77.7	75.8	81.4	81.8	80.8	81.4	80.0	80.2	71.7	72.3	360.9
374.0	-	80.9	81.4	80.9	69.0	61.7	74.5	74.7	71.0	69.0	73.9	74.3	73.2	73.9	72.3	72.5	64.5	65.1	374.0
387.1	-	75.3	75.6	76.1	59.5	52.0	68.8	69.2	64.6	62.6	66.9	67.5	66.5	67.0	65.5	65.9	57.8	58.2	387.1
390.4	-	73.9	74.2	33.7	57.3	49.9	67.4	67.8	63.2	61.2	65.3	65.9	64.9	65.5	63.8	64.3	56.2	56.6	390.4
400.3	-	70.0	70.2	-	50.0	43.2	63.3	63.7	58.9	57.0	60.8	61.6	60.3	61.1	59.2	59.8	51.4	51.9	400.3
413.4	-	64.8	65.0	-	41.0	34.0	58.4	58.6	53.4	51.4	54.9	56.0	54.5	55.6	53.4	54.2	45.5	45.9	413.4
426.5	-	60.4	60.6	-	31.1	24.1	53.9	54.1	48.4	46.4	50.0	51.3	49.5	50.9	48.3	49.6	39.9	40.3	426.5
433.1	-	58.2	58.4	-	26.7	19.4	51.6	51.8	45.9	43.9	47.6	48.9	47.0	48.5	45.9	47.4	37.4	37.8	433.1
436.4	-	57.2	57.3	-	24.2	-	50.5	50.8	44.8	42.8	46.6	48.1	46.0	47.6	44.9	46.5	36.2	36.6	436.4
439.6	-	56.1	56.2	-	21.7	-	49.5	49.8	43.7	-	45.6	-	45.0	-	43.9	-	34.9	-	439.6
442.9	-	55.1	19.4	-	19.2	-	48.4	-	42.5	-	44.5	-	44.0	-	42.9	-	33.7	-	442.9
452.8	-	52.0	-	-	12.1	-	45.2	-	39.2	-	41.4	-	41.0	-	39.9	-	30.2	-	452.8

	0 lb	143,300 lb	209,500 lb	275,600 lb	363,800 lb	452,000 lb	584,300 lb	716,600 lb
--	------	------------	------------	------------	------------	------------	------------	------------

LSL+LF_14: 496,100 lb + 110,200 lb

363,800 lb +  110,200 lb		 27.6 ft		 32.2 ft/s		360°		75%									
482.3 ft																	
LSL+LF_3		LSL+LF_4		LSL+LF_6		LSL+LF_8		LSL+LF_10		LSL+LF_12		LSL+LF_14					
39.4 ft																	
0 lb		0 lb - 716.6 klb				0 lb		0 lb - 716.6 klb									
15°		20°		15°		20°		15°		20°		15°		20°			
ft	1,000 lb														ft		
62.3	-	-	-	179.7	-	184.1	-	164.2	211.6	-	220.5	-	238.1	-	273.4	-	62.3
65.6	149.9	158.7	155.4	178.6	177.5	184.1	180.8	154.3	211.6	208.3	220.5	217.2	238.1	233.7	273.4	269.0	65.6
72.2	135.0	157.6	154.3	178.6	176.4	183.5	180.8	137.8	211.1	207.2	220.5	217.2	237.0	233.7	273.4	269.0	72.2
78.7	120.2	156.5	154.3	178.6	176.4	183.0	179.7	121.3	210.5	207.2	220.5	217.2	235.9	233.7	273.4	262.4	78.7
85.3	108.4	156.0	153.2	178.0	175.3	182.4	179.7	108.9	210.0	207.2	219.4	216.1	234.8	233.7	273.4	255.7	85.3
91.9	96.6	155.4	152.1	177.5	175.3	181.9	179.7	96.6	209.4	206.1	218.3	216.1	233.7	231.5	273.4	249.1	91.9
98.4	87.1	154.3	151.0	176.9	174.2	181.3	178.6	86.3	208.9	206.1	217.7	215.0	233.7	231.5	271.2	243.6	98.4
111.5	69.8	152.1	148.8	175.3	172.7	179.7	177.8	67.8	207.8	205.4	216.6	213.5	231.5	228.5	269.0	232.6	111.5
124.7	55.7	149.9	146.6	173.4	171.2	177.8	176.7	52.8	205.8	203.6	214.6	211.3	227.8	224.5	266.8	222.1	124.7
137.8	43.2	147.7	144.4	172.0	169.8	176.4	175.3	39.2	202.8	200.6	211.6	208.3	224.9	219.4	261.6	212.7	137.8
150.9	33.4	145.5	142.2	170.5	167.6	174.2	173.1	28.7	199.2	196.2	207.2	203.9	220.5	210.5	255.7	203.9	150.9
164.0	24.5	142.9	140.0	168.4	165.6	171.4	170.2	19.1	195.1	192.2	202.8	199.5	214.4	202.6	248.4	195.8	164.0
177.2	16.5	140.0	137.8	166.4	163.1	168.7	167.6	10.6	190.7	188.5	197.3	195.1	208.3	195.1	238.8	188.5	177.2
180.4	14.9	139.4	136.7	164.6	161.5	167.9	166.4	8.8	189.8	187.6	196.4	193.5	205.8	193.5	235.9	186.8	180.4
190.3	9.8	137.2	134.5	162.4	159.8	165.7	163.1	-	187.0	184.8	193.6	188.5	201.4	188.5	224.9	181.9	190.3
193.6	8.2	136.4	133.9	161.7	159.3	165.0	162.0	-	186.1	183.9	192.7	186.8	199.9	186.8	220.6	180.4	193.6
203.4	-	134.1	131.9	158.7	155.4	163.1	158.4	-	183.4	180.0	188.5	182.2	193.3	182.2	208.0	176.0	203.4
216.5	-	131.2	129.0	156.5	153.2	160.9	153.2	-	179.7	176.4	184.1	176.4	187.4	176.4	191.8	170.1	216.5
229.7	-	127.9	125.7	152.1	148.1	158.0	148.8	-	174.9	170.5	178.9	171.2	180.8	170.5	176.4	164.2	229.7
242.8	-	123.5	121.3	148.4	144.0	152.9	144.4	-	167.6	165.3	169.8	165.3	170.5	164.6	162.4	159.1	242.8
255.9	-	121.3	119.0	145.5	140.0	145.5	140.0	-	156.5	158.7	156.5	158.7	156.5	158.7	148.8	149.9	255.9
269.0	-	116.8	115.3	140.4	136.7	135.0	132.8	-	144.8	145.9	144.8	146.6	144.6	146.1	135.6	136.7	269.0
282.2	-	114.0	112.4	129.3	129.3	125.3	123.1	-	133.7	134.5	133.4	134.5	133.4	134.5	123.5	125.2	282.2
295.3	-	111.3	110.2	119.0	119.0	115.7	113.5	-	123.5	123.5	122.4	123.5	122.4	123.5	112.6	113.8	295.3
308.4	-	109.0	107.3	109.2	110.2	106.7	104.5	-	113.1	113.8	112.8	113.7	112.4	113.0	101.9	103.2	308.4
321.5	-	104.2	101.5	100.8	101.4	97.7	95.5	-	103.8	104.3	103.4	104.0	102.6	103.0	92.2	93.5	321.5
334.6	-	97.0	92.4	92.6	93.0	89.1	86.9	-	94.6	95.0	94.1	94.6	93.3	93.5	83.4	84.4	334.6
347.8	-	89.8	81.9	85.3	85.8	81.4	79.5	-	86.2	86.5	85.8	86.1	84.7	85.0	75.2	76.1	347.8
360.9	-	81.7	71.4	78.6	79.0	74.3	72.5	-	78.2	78.5	77.7	78.0	76.6	76.9	67.8	68.5	360.9
374.0	-	71.0	61.9	72.1	72.5	67.7	65.7	-	70.5	71.0	70.1	70.5	69.0	69.2	60.7	61.3	374.0
387.1	-	60.3	51.4	66.5	66.8	61.6	59.6	-	63.8	64.3	63.3	63.9	62.2	62.6	53.8	54.2	387.1
400.3	-	50.9	41.8	61.1	61.4	55.9	53.9	-	57.5	58.2	57.0	57.8	55.9	56.4	47.6	47.9	400.3
413.4	-	41.2	31.7	56.0	56.4	50.3	48.3	-	51.6	52.5	51.1	52.0	49.8	50.7	41.7	42.0	413.4
426.5	-	30.3	21.0	51.6	51.9	45.2	43.3	-	46.4	47.5	45.9	47.1	44.7	45.8	36.2	36.4	426.5
439.6	-	20.1	10.7	47.4	47.5	40.5	38.6	-	41.7	43.2	41.3	42.7	40.0	41.4	31.0	31.4	439.6
442.9	-	17.4	7.9	46.3	46.5	39.4	37.5	-	40.7	42.2	40.2	41.6	38.9	40.5	29.7	30.1	442.9
446.2	-	14.7	-	45.3	45.4	38.2	36.4	-	39.6	41.2	39.2	40.6	37.8	39.5	28.4	28.9	446.2
452.8	-	9.9	-	43.2	-	35.9	-	-	37.5	-	37.0	-	35.7	-	26.2	-	452.8
462.6	-	-	-	39.2	-	32.8	-	-	34.8	-	34.4	-	33.1	-	22.9	-	462.6



LSL+LF_14:  496,100 lb +  110,200 lb

363,800 lb + 110,200 lb		27.6 ft		32.2 ft/s		360°		75%							
492.1 ft															
LSL+LF_4			LSL+LF_6			LSL+LF_8			LSL+LF_10			LSL+LF_12		LSL+LF_14	
39.4 ft															
0 lb				0 lb - 716.6 klb				0 lb				0 lb - 716.6 klb			
15°		20°		15°		20°		15°		20°		15°		20°	
ft															
1,000 lb															
62.3	152.1	158.7	-	175.3	-	160.9	200.6	-	211.6	-	229.3	-	262.4	-	
65.6	145.5	157.6	154.3	174.2	172.0	151.0	200.6	197.3	211.6	208.3	229.3	224.9	262.4	255.7	
72.2	130.6	157.1	153.2	174.2	172.0	135.0	200.1	197.3	211.1	207.2	228.2	224.9	262.4	255.7	
78.7	115.7	156.5	152.1	174.2	170.9	119.0	199.5	196.2	210.5	207.2	227.1	224.9	262.4	255.7	
85.3	104.4	155.4	152.1	173.6	170.9	106.7	199.0	196.2	210.0	207.2	227.1	224.9	261.2	253.5	
91.9	93.0	154.3	151.0	173.1	169.8	94.4	198.4	196.2	209.4	206.1	227.1	222.7	260.1	251.3	
98.4	83.7	153.2	149.9	172.5	169.8	84.2	198.4	195.1	208.3	205.0	226.0	222.7	259.0	244.7	
111.5	66.6	150.5	147.7	170.9	168.3	65.8	197.9	194.4	206.1	202.1	223.8	220.5	256.8	232.6	
124.7	52.7	147.7	145.1	169.0	166.8	50.9	195.8	192.9	203.2	198.8	221.2	218.3	254.6	222.7	
137.8	40.3	145.5	142.2	167.6	165.3	37.7	192.9	190.7	199.5	195.1	218.3	216.1	251.3	213.8	
150.9	30.6	142.6	140.0	165.3	163.9	27.3	189.2	187.0	194.4	188.9	213.8	208.7	246.9	205.0	
164.0	21.8	139.6	137.4	163.1	161.7	17.8	185.6	183.0	187.9	182.1	206.5	203.2	239.6	196.9	
177.2	13.9	136.7	134.5	159.8	158.7	9.3	181.9	179.7	183.0	176.4	201.7	194.0	231.5	189.6	
187.0	8.8	134.5	132.1	158.2	157.1	-	179.1	176.4	176.9	172.0	195.7	190.1	224.9	184.6	
190.3	-	133.7	131.4	157.6	156.5	-	178.2	175.6	175.6	170.5	194.4	188.9	224.9	183.0	
203.4	-	130.8	128.6	155.1	152.1	-	174.5	170.5	170.1	162.8	187.8	180.0	210.9	177.1	
216.5	-	127.9	125.7	152.1	149.9	-	170.9	167.6	164.2	157.6	181.9	174.2	196.6	171.6	
229.7	-	123.1	121.6	148.1	145.5	-	165.7	161.7	158.0	149.2	176.7	166.1	181.9	166.4	
242.8	-	118.7	117.9	144.8	142.2	-	161.3	157.3	151.4	144.0	167.6	160.2	167.9	161.3	
255.9	-	115.7	113.5	141.1	137.8	-	155.4	152.1	145.5	140.0	154.3	154.3	154.9	154.3	
269.0	-	111.7	110.6	132.7	130.7	-	143.7	144.8	140.5	136.0	142.6	143.5	142.2	144.4	
282.2	-	109.0	107.6	123.5	122.0	-	132.3	133.4	132.6	130.8	131.0	132.3	130.4	132.6	
295.3	-	106.5	104.9	114.6	112.4	-	121.3	122.4	122.4	123.5	120.2	121.3	119.0	120.9	
308.4	-	103.5	102.1	105.4	103.6	-	112.0	112.8	112.2	113.3	110.3	111.1	109.1	110.2	
321.5	-	99.9	99.2	96.6	94.7	-	102.8	103.4	102.9	103.5	100.8	101.2	99.4	100.4	
334.6	-	95.0	95.7	88.4	85.8	-	93.7	94.1	93.7	94.1	91.5	91.9	90.5	91.3	
347.8	-	87.8	88.3	80.5	78.4	-	85.3	85.8	85.3	85.8	83.1	83.4	82.0	83.1	
360.9	-	81.1	81.6	73.2	71.4	-	77.3	77.7	77.3	77.7	75.1	75.3	74.7	75.5	
374.0	-	74.7	75.2	66.6	64.8	-	69.7	70.1	69.7	70.1	67.5	67.7	67.6	68.2	
387.1	-	69.0	69.4	60.6	58.6	-	62.9	63.5	62.9	63.3	60.6	60.9	60.8	61.3	
400.3	-	63.6	63.9	54.7	52.8	-	56.5	57.2	56.4	57.0	54.0	54.5	54.7	55.0	
413.4	-	58.6	58.9	49.2	47.2	-	50.5	51.4	50.3	51.1	48.1	48.7	48.6	48.9	
426.5	-	54.1	54.3	43.9	42.2	-	45.3	46.3	45.1	46.0	42.9	43.7	43.0	43.4	
439.6	-	49.8	50.0	39.2	37.4	-	40.5	41.7	40.3	41.4	38.1	39.2	38.0	38.3	
452.8	-	45.9	46.1	34.6	32.8	-	35.9	37.5	35.7	37.3	33.7	35.1	33.2	33.5	
459.3	-	43.9	35.5	32.6	-	-	34.1	-	33.9	-	31.9	-	30.9	-	
465.9	-	41.9	-	30.6	-	-	32.2	-	32.0	-	30.0	-	28.7	-	
469.2	-	40.8	-	29.5	-	-	31.3	-	31.1	-	29.1	-	27.6	-	

0 lb 143,300 lb 209,500 lb 275,600 lb 363,800 lb 452,000 lb 584,300 lb 716,600 lb

LSL+LF_14: 496,100 lb + 110,200 lb

363,800 lb + 110,200 lb 27.6 ft 32.2 ft/s 360° 75%															
502.0 ft															
LSL+LF_4		LSL+LF_6		LSL+LF_8		LSL+LF_10		LSL+LF_12		LSL+LF_14					
39.4 ft															
0 lb		0 lb - 716.6 klb				0 lb		0 lb - 716.6 klb							
15°		20°		15°		20°		15°		20°		15°		20°	
1,000 lb															
62.3	147.7	152.1	-	166.4	-	155.4	191.8	-	201.7	-	217.2	-	249.1	-	
65.6	142.2	152.1	148.8	166.4	163.1	146.6	190.7	-	200.6	-	217.2	-	249.1	-	
68.9	134.8	151.8	148.3	166.2	163.1	138.6	190.4	188.5	200.6	197.3	216.9	213.8	249.1	244.7	
72.2	127.3	151.6	147.7	165.9	163.1	130.6	190.1	187.4	200.6	197.3	216.6	213.8	249.1	244.7	
78.7	112.4	151.0	147.7	165.3	162.0	114.6	189.6	187.4	200.6	197.3	216.1	213.8	249.1	244.7	
85.3	101.1	149.9	146.6	164.8	162.0	102.6	189.6	187.4	200.1	197.3	216.1	213.8	248.0	244.7	
91.9	89.7	148.8	145.5	164.2	160.9	90.6	189.6	186.3	199.5	196.2	216.1	213.8	246.9	244.7	
98.4	80.5	147.7	144.4	163.7	160.9	80.6	189.0	186.3	198.4	195.1	215.0	212.7	245.8	242.5	
111.5	63.6	145.5	142.2	162.0	160.2	62.4	187.9	185.6	196.8	192.9	214.4	212.0	244.7	234.8	
124.7	49.9	143.3	140.4	160.2	159.1	47.6	186.3	183.7	194.4	190.0	212.7	210.2	242.5	224.3	
137.8	37.7	141.1	138.9	158.7	157.6	34.4	184.1	180.8	190.7	186.3	210.5	207.2	238.8	215.0	
150.9	28.0	138.9	136.0	157.3	156.2	24.1	180.4	177.8	186.3	181.9	206.1	202.1	235.9	206.1	
164.0	19.3	136.5	133.6	155.1	154.0	14.6	177.1	174.2	180.8	177.5	199.3	196.2	228.5	198.8	
173.9	13.4	134.5	132.3	152.9	152.5	8.2	174.2	171.6	177.5	172.0	195.3	192.9	223.0	193.2	
177.2	11.5	133.4	131.2	152.1	152.1	-	173.1	170.9	176.4	170.9	194.0	191.8	221.2	191.3	
183.7	7.9	132.3	130.1	151.0	151.0	-	171.2	169.0	172.0	167.9	191.8	188.1	217.5	187.4	
190.3	-	131.2	129.0	149.9	149.9	-	169.4	167.2	169.8	165.0	189.6	184.5	213.8	184.1	
203.4	-	128.6	126.4	147.7	147.7	-	165.7	162.8	164.6	158.4	184.1	179.3	202.8	178.2	
216.5	-	125.7	123.5	145.5	145.5	-	162.0	158.7	158.7	153.2	179.7	174.2	190.3	172.7	
229.7	-	122.4	120.2	143.3	141.1	-	157.3	155.8	154.3	145.9	172.3	167.6	176.4	167.6	
242.8	-	118.5	117.9	140.9	138.2	-	153.2	149.5	147.3	140.5	162.0	160.9	163.1	161.7	
255.9	-	115.7	113.5	137.8	134.5	-	148.8	144.4	142.2	135.6	148.8	151.0	150.1	152.1	
269.0	-	111.6	110.2	128.2	126.4	-	138.5	138.0	137.1	131.8	137.8	139.3	137.8	140.0	
282.2	-	109.3	108.0	119.0	117.9	-	128.1	129.3	129.2	127.3	126.4	127.9	125.7	128.2	
295.3	-	106.3	105.6	110.2	108.9	-	117.9	119.0	117.9	119.0	115.7	116.8	115.2	117.1	
308.4	-	104.0	102.5	101.7	100.1	-	108.4	109.3	108.5	109.3	106.2	107.0	105.2	106.5	
321.5	-	99.6	98.9	93.3	91.3	-	99.2	99.8	99.3	99.8	96.9	97.4	95.6	96.6	
334.6	-	93.0	93.5	84.9	82.5	-	90.2	90.8	90.4	90.8	87.7	88.2	86.5	87.5	
347.8	-	85.5	86.2	76.9	75.1	-	81.9	82.5	82.0	82.3	79.4	79.8	77.8	78.9	
360.9	-	78.9	79.4	69.6	68.0	-	74.0	74.4	73.9	74.2	71.3	71.7	70.5	71.4	
374.0	-	72.5	73.0	63.3	61.5	-	66.6	67.0	66.4	66.8	63.9	64.2	63.6	64.4	
387.1	-	66.8	67.2	57.2	55.3	-	59.8	60.3	59.6	60.0	57.0	57.4	56.9	57.5	
400.3	-	61.4	61.8	51.4	49.5	-	53.4	53.8	53.0	53.6	50.5	51.0	50.7	51.1	
413.4	-	56.4	56.7	45.9	43.9	-	47.4	48.1	47.0	47.6	44.5	45.0	44.8	45.3	
426.5	-	51.9	52.1	40.9	38.9	-	42.0	42.9	41.7	42.5	39.2	40.0	39.2	39.7	
439.6	-	47.6	47.8	36.1	34.2	-	37.0	38.1	36.7	37.7	34.3	35.3	34.1	34.5	
452.8	-	43.4	43.7	31.5	29.8	-	32.4	33.7	32.2	33.3	29.8	31.1	29.2	29.7	
462.6	-	40.7	40.8	28.4	26.7	-	29.5	30.9	29.2	30.6	26.7	28.2	25.8	26.2	
465.9	-	39.8	39.9	27.4	-	-	28.6	-	28.2	-	25.8	-	24.7	-	
469.2	-	38.8	13.7	26.4	-	-	27.6	-	27.2	-	24.9	-	23.7	-	
479.0	-	35.3	-	23.4	-	-	24.9	-	24.3	-	22.3	-	20.7	-	

	0 lb	143,300 lb	209,500 lb	275,600 lb	363,800 lb	452,000 lb	584,300 lb	716,600 lb
--	------	------------	------------	------------	------------	------------	------------	------------

LSL+LF_14: 496,100 lb + 110,200 lb

363,800 lb + 110,200 lb		27.6 ft		32.2 ft/s		360°		75%																			
511.8 ft																											
LSL+LF_4				LSL+LF_6				LSL+LF_8				LSL+LF_10				LSL+LF_12				LSL+LF_14							
39.4 ft																											
0 lb				0 lb - 716.6 klb				0 lb				0 lb - 716.6 klb															
15°		20°		15°		20°		15°		20°		15°		20°		15°		20°									
ft														1,000 lb													
65.6	137.8	145.5	-	156.5	-	143.3	180.8	-	189.6	-	206.1	-	235.9	-													
68.9	130.7	145.2	142.2	156.3	154.3	135.3	180.5	177.5	189.3	187.4	205.9	202.8	235.9	233.7													
72.2	123.7	145.0	142.2	156.0	154.3	127.3	180.2	177.5	189.0	186.3	205.6	202.8	235.9	233.7													
78.7	109.6	144.4	141.1	155.4	154.3	111.3	179.7	177.5	188.5	186.3	205.0	202.8	235.9	231.5													
85.3	98.2	143.3	140.0	154.9	153.2	99.5	179.1	176.4	188.5	186.3	205.0	202.8	234.8	231.5													
91.9	86.9	142.2	140.0	154.3	153.2	87.7	178.6	176.4	188.5	185.2	205.0	202.8	233.7	231.5													
98.4	77.6	141.1	138.9	153.8	152.1	77.8	178.0	176.4	187.9	185.2	204.5	201.7	232.6	230.4													
111.5	60.8	139.4	136.7	152.7	151.4	59.7	177.5	175.6	186.8	183.7	203.9	201.7	230.4	229.3													
124.7	47.3	137.8	134.8	151.4	150.3	45.0	176.4	174.2	184.8	181.5	202.5	200.3	228.2	224.9													
137.8	35.1	135.6	133.4	149.9	148.8	32.0	174.2	172.0	181.9	178.6	199.5	197.3	225.6	216.1													
150.9	25.5	133.4	131.2	148.4	147.3	21.7	171.2	169.0	178.2	174.9	195.8	192.9	222.7	207.2													
164.0	16.8	130.8	129.0	146.2	145.5	12.2	168.7	165.3	174.2	170.9	190.3	187.4	217.5	199.9													
170.6	12.9	129.7	127.9	145.3	144.4	7.9	166.4	163.7	172.0	168.7	187.8	185.2	215.0	196.2													
177.2	9.0	129.0	126.8	144.4	143.3	-	164.2	162.0	169.8	166.4	185.2	183.0	211.6	192.5													
190.3	-	126.0	124.6	141.5	141.1	-	161.3	159.1	166.1	161.7	180.8	177.8	206.1	185.2													
203.4	-	123.5	122.0	138.9	138.9	-	158.4	155.8	161.3	157.6	175.6	172.3	196.6	179.3													
216.5	-	121.3	119.0	136.7	136.7	-	155.4	152.1	157.6	153.2	172.0	168.7	184.8	173.8													
229.7	-	117.9	116.1	134.5	134.5	-	150.3	149.2	152.5	147.7	166.8	162.0	170.9	168.7													
242.8	-	114.3	112.9	132.3	132.3	-	147.2	144.4	148.3	143.3	158.4	156.5	158.5	159.1													
255.9	-	112.4	110.2	130.1	129.0	-	143.3	138.9	144.4	136.7	145.5	147.7	146.2	147.9													
269.0	-	109.3	107.2	122.7	121.6	-	134.5	133.7	134.8	132.3	134.5	136.0	134.5	135.6													
282.2	-	107.1	104.9	114.6	113.5	-	124.9	125.7	124.9	126.8	123.2	125.2	123.1	125.0													
295.3	-	104.1	102.7	106.9	105.4	-	114.6	115.7	114.6	115.7	113.5	114.6	112.8	114.1													
308.4	-	101.8	99.8	98.5	96.9	-	105.4	106.3	105.5	106.3	103.6	104.5	102.5	104.1													
321.5	-	97.4	96.3	90.3	88.4	-	96.3	97.2	96.3	97.1	94.5	95.1	93.3	94.4													
334.6	-	90.8	91.5	82.2	80.0	-	87.5	88.2	87.5	88.0	85.5	86.0	84.4	85.2													
347.8	-	83.6	84.2	74.3	72.2	-	79.4	80.0	79.3	79.7	77.3	77.6	75.8	76.5													
360.9	-	76.9	77.5	67.0	65.2	-	71.6	72.0	71.3	71.8	69.4	69.7	68.4	69.2													
374.0	-	70.5	71.0	60.4	58.6	-	64.2	64.6	63.9	64.4	61.7	62.2	61.5	62.3													
387.1	-	64.6	65.2	54.4	52.6	-	57.4	57.8	57.2	57.6	54.9	55.3	54.9	55.6													
400.3	-	59.4	59.8	48.6	46.7	-	51.0	51.5	50.7	51.0	48.5	48.9	48.7	49.2													
413.4	-	54.2	54.7	43.2	41.2	-	45.0	45.6	44.5	45.2	42.3	43.0	42.8	43.4													
426.5	-	49.7	50.1	38.2	36.2	-	39.5	40.3	39.2	39.9	36.9	37.7	37.3	37.7													
439.6	-	45.4	45.6	33.4	31.5	-	34.5	35.4	34.2	35.1	31.9	32.8	32.3	32.6													
452.8	-	41.2	41.7	28.9	26.9	-	29.8	30.9	29.5	30.6	27.3	28.4	27.3	27.6													
465.9	-	34.3	38.0	24.5	22.9	-	25.7	27.2	25.5	26.7	23.4	24.7	22.7	23.1													
469.2	-	32.6	37.1	23.5	21.8	-	24.8	26.2	24.5	25.8	22.4	23.8	21.7	22.0													
475.7	-	29.2	35.3	21.6	-	-	22.9	-	22.6	-	20.6	-	19.6	-													
479.0	-	27.4	-	20.6	-	-	22.0	-	21.6	-	19.7	-	18.6	-													
485.6	-	24.3	-	18.7	-	-	20.3	-	19.6	-	18.1	-	16.5	-													

	0 lb	143,300 lb	209,500 lb	275,600 lb	363,800 lb	452,000 lb	584,300 lb	716,600 lb
--	------	------------	------------	------------	------------	------------	------------	------------

LSL+LF_14: 496,100 lb + 110,200 lb

363,800 lb + 110,200 lb 27.6 ft 32.2 ft/s 360° 75%															
521.7 ft															
LSL+LF_4		LSL+LF_6		LSL+LF_8		LSL+LF_10		LSL+LF_12		LSL+LF_14					
39.4 ft															
0 lb		0 lb - 716.6 klb				0 lb		0 lb - 716.6 klb							
15°		20°		15°		20°		15°		20°		15°		20°	
1,000 lb															
65.6	134.5	138.9	-	148.8	-	138.9	173.1	-	180.8	-	196.2	-	224.9	-	
68.9	127.4	138.6	136.7	148.5	146.6	131.2	172.5	169.8	180.5	178.6	195.9	192.9	224.9	220.5	
72.2	120.3	138.3	136.7	148.3	146.6	123.6	172.0	169.8	180.2	177.5	195.7	192.9	224.9	220.5	
78.7	106.0	137.8	135.6	147.7	146.6	108.2	170.9	168.7	179.7	177.5	195.1	192.9	222.7	220.5	
85.3	94.8	137.2	135.6	147.2	145.5	96.1	170.9	168.7	179.1	176.4	195.1	192.9	222.7	220.5	
91.9	83.6	136.7	134.5	146.6	145.5	84.0	170.9	168.7	178.6	176.4	195.1	192.9	222.7	220.5	
98.4	74.5	136.1	133.4	146.1	144.4	74.2	170.3	167.6	178.0	176.4	194.6	191.8	221.6	219.4	
111.5	58.0	134.5	131.9	145.0	143.7	56.3	169.2	166.8	176.9	174.2	193.5	191.1	219.4	217.7	
124.7	44.5	132.6	130.4	143.7	142.6	41.8	167.6	165.0	175.3	172.0	191.8	189.2	218.3	216.1	
137.8	32.4	131.2	129.0	142.2	141.1	28.9	165.3	162.0	173.1	169.8	189.6	186.3	215.7	212.7	
150.9	22.9	129.0	126.8	140.7	139.6	18.6	162.4	159.1	170.2	166.1	187.4	184.1	212.7	208.3	
164.0	14.1	126.8	124.9	138.9	137.8	9.0	159.1	155.9	165.3	162.0	180.8	177.8	207.6	201.0	
173.9	8.2	125.1	123.8	137.2	136.1	-	156.3	153.9	162.0	158.7	177.5	174.2	203.9	195.7	
177.2	-	124.6	123.5	136.7	135.6	-	155.4	153.2	160.9	157.6	176.4	173.1	202.4	194.0	
190.3	-	123.1	121.3	134.5	133.4	-	151.8	149.5	157.3	153.2	171.6	168.7	196.2	187.4	
203.4	-	121.3	119.0	132.3	131.5	-	148.4	144.8	153.2	148.8	167.6	162.0	188.9	180.8	
216.5	-	119.0	116.8	130.1	130.1	-	145.5	141.1	148.8	144.4	163.1	157.6	178.6	174.2	
229.7	-	116.2	114.6	127.9	128.6	-	140.9	136.3	145.1	138.9	158.4	152.1	165.3	167.6	
242.8	-	112.4	111.3	125.7	126.8	-	136.7	132.3	141.1	134.0	152.6	147.5	152.5	155.2	
255.9	-	110.2	109.6	123.5	123.5	-	133.4	127.9	136.7	129.0	141.1	142.2	140.7	142.9	
269.0	-	108.0	106.6	117.6	116.8	-	128.2	123.5	130.5	124.6	129.6	131.2	129.0	131.2	
282.2	-	106.0	104.7	110.5	109.4	-	120.9	118.6	120.5	119.3	119.6	120.5	118.8	120.4	
295.3	-	103.0	102.3	102.5	101.2	-	111.3	112.4	110.2	111.3	109.6	110.2	108.4	109.8	
308.4	-	101.0	99.7	94.4	93.0	-	102.0	102.9	101.6	102.6	99.9	100.8	98.3	100.1	
321.5	-	96.3	95.8	86.4	84.7	-	92.9	93.7	92.6	93.4	90.8	91.6	89.2	90.5	
334.6	-	88.8	89.3	78.5	76.5	-	84.2	84.9	83.8	84.4	82.0	82.5	80.3	81.4	
347.8	-	81.5	82.1	70.8	68.3	-	76.1	76.8	75.7	76.1	73.6	74.1	71.9	72.5	
360.9	-	74.7	75.3	63.6	61.6	-	68.4	69.0	67.9	68.3	65.9	66.3	64.4	65.3	
374.0	-	68.3	68.8	56.7	55.1	-	61.1	61.5	60.4	60.8	58.4	58.6	57.4	58.3	
387.1	-	62.5	62.9	50.8	49.2	-	54.2	54.8	53.6	54.0	51.5	51.9	50.9	51.6	
400.3	-	57.2	57.6	45.3	43.4	-	47.9	48.4	47.3	47.7	45.2	45.5	44.9	45.4	
413.4	-	52.0	52.5	39.9	37.9	-	41.9	42.3	41.2	41.7	39.0	39.5	39.1	39.5	
426.5	-	47.4	47.8	34.9	32.9	-	36.4	37.0	35.8	36.4	33.6	34.2	33.5	34.0	
439.6	-	42.5	43.0	30.1	28.1	-	31.3	30.8	30.6	31.4	28.2	29.2	27.3	27.4	
452.8	-	37.3	38.1	25.6	23.6	-	26.5	23.6	25.8	26.0	23.6	24.7	21.2	21.5	
465.9	-	29.5	31.8	21.5	19.6	-	18.8	14.5	19.9	16.9	19.5	20.9	15.4	15.9	
475.7	-	24.4	26.7	18.5	16.8	-	12.9	7.7	14.9	10.1	16.6	18.1	11.8	12.3	
479.0	-	23.6	-	17.6	-	-	10.7	-	12.8	-	15.7	-	10.6	-	
482.3	-	21.7	-	16.6	-	-	8.6	-	10.7	-	14.9	-	9.4	-	
485.6	-	19.7	-	15.7	-	-	-	-	8.6	-	14.0	-	8.2	-	
492.1	-	15.9	-	13.9	-	-	-	-	-	-	12.3	-	-	-	
495.4	-	13.9	-	13.0	-	-	-	-	-	-	11.7	-	-	-	

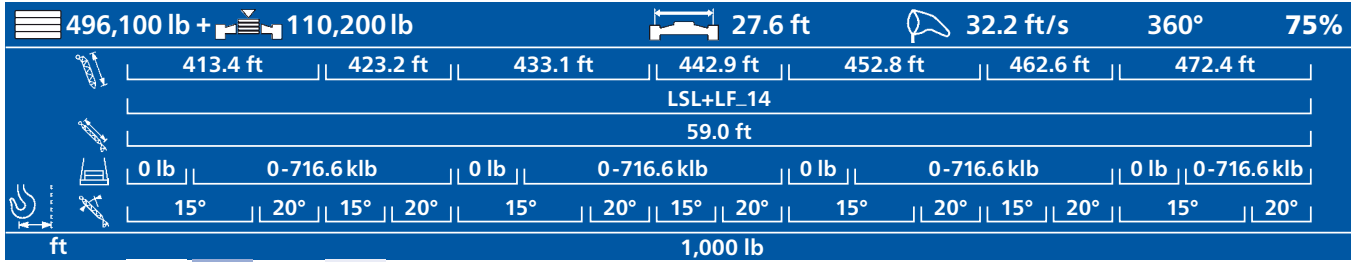
0 lb
 143,300 lb
 209,500 lb
 275,600 lb
 363,800 lb
 452,000 lb
 584,300 lb
 716,600 lb

LSL+LF_14: 496,100 lb + 110,200 lb

363,800 lb + 110,200 lb 27.6 ft 32.2 ft/s 360° 75%															
531.5 ft					541.3 ft										
LSL+LF_10		LSL+LF_12		LSL+LF_14		LSL+LF_10		LSL+LF_12		LSL+LF_14					
39.4 ft															
0 lb			0 lb - 716.6 klb						0 lb			0 lb - 716.6 klb			
15°		20°		15°		20°		15°		20°		15°		20°	
ft	1,000 lb													ft	
65.6	134.5	170.9	-	185.2	-	215.0	-	130.1	162.0	-	176.4	-	203.9	-	65.6
68.9	127.1	170.6	168.7	184.9	181.9	215.0	212.7	122.7	161.8	-	176.1	-	203.9	-	68.9
72.2	119.7	170.3	168.7	184.6	181.9	215.0	212.7	115.4	161.5	159.8	175.8	174.2	203.9	201.7	72.2
78.7	104.9	169.8	167.6	184.1	181.9	213.8	211.6	100.8	160.9	159.8	175.3	173.1	202.8	200.6	78.7
85.3	92.9	169.2	167.6	183.5	180.8	213.3	211.1	89.0	160.4	158.7	175.3	173.1	202.3	200.1	85.3
91.9	80.9	168.7	167.6	183.0	180.8	212.7	210.5	77.2	159.8	158.7	175.3	173.1	201.7	199.5	91.9
98.4	71.2	168.7	166.4	182.4	180.8	211.6	210.0	67.6	159.8	157.6	174.2	172.0	200.6	199.0	98.4
111.5	53.6	168.1	165.0	181.3	179.3	210.0	208.3	50.2	159.3	156.9	172.0	169.8	199.0	197.3	111.5
124.7	39.2	166.4	163.1	179.7	177.5	208.3	206.1	35.9	157.6	155.4	169.4	166.8	197.3	195.7	124.7
137.8	26.2	164.2	160.9	177.5	175.3	206.1	203.9	22.9	155.4	153.2	166.4	163.1	195.1	193.6	137.8
150.9	16.1	161.6	158.3	174.2	172.0	203.9	201.7	12.9	153.2	151.0	163.1	159.8	192.9	191.8	150.9
157.5	11.0	159.8	157.6	173.1	170.9	201.7	198.8	7.9	152.1	149.9	160.9	157.6	191.1	189.6	157.5
160.8	8.8	158.9	156.2	171.8	167.7	200.6	197.3	-	151.2	149.0	158.7	155.8	190.3	188.5	160.8
164.0	-	158.0	155.1	170.5	166.8	199.5	195.8	-	150.3	148.1	157.6	154.3	189.4	187.4	164.0
177.2	-	154.3	152.1	165.3	163.1	194.4	190.3	-	146.6	144.4	153.2	149.9	185.2	182.2	177.2
190.3	-	150.6	148.4	160.9	157.3	188.5	184.1	-	143.7	141.5	147.0	144.8	180.8	176.4	190.3
203.4	-	147.0	144.0	156.5	152.9	183.4	177.5	-	140.7	138.5	141.8	138.5	175.6	171.2	203.4
216.5	-	143.3	141.1	152.1	147.7	174.5	170.5	-	137.8	135.6	136.7	133.4	167.3	165.0	216.5
229.7	-	139.8	136.3	147.7	142.9	162.0	163.1	-	133.7	132.3	129.5	128.3	155.4	157.6	229.7
242.8	-	134.9	131.9	143.5	136.7	149.5	151.7	-	129.7	127.5	124.6	122.0	143.7	145.9	242.8
255.9	-	132.3	127.9	140.0	132.3	137.8	140.0	-	126.8	124.6	119.0	116.8	132.3	134.5	255.9
269.0	-	127.0	122.6	129.0	127.1	126.8	129.0	-	122.7	120.2	112.0	110.4	121.3	123.5	269.0
282.2	-	119.6	116.8	118.8	119.8	116.5	117.7	-	114.5	114.2	105.8	106.1	111.6	113.6	282.2
295.3	-	109.6	110.2	109.3	110.2	106.3	107.8	-	105.4	106.7	98.8	101.4	101.9	103.8	295.3
308.4	-	100.3	101.2	99.9	101.1	96.6	98.1	-	96.3	97.4	91.7	95.7	92.2	94.1	308.4
321.5	-	91.3	92.4	90.9	91.9	87.5	88.8	-	87.5	88.5	84.6	88.4	83.2	84.9	321.5
334.6	-	82.7	83.6	82.2	82.9	78.6	79.7	-	78.9	79.8	77.4	79.6	74.7	75.9	334.6
347.8	-	74.7	75.2	74.1	74.5	70.3	71.0	-	71.0	71.7	70.3	71.5	66.4	67.2	347.8
360.9	-	67.1	67.5	66.4	66.8	62.5	63.5	-	63.4	64.0	63.0	63.7	58.7	59.6	360.9
374.0	-	59.7	60.2	59.1	59.3	55.4	56.4	-	56.2	56.7	55.3	56.2	51.6	52.4	374.0
387.1	-	52.8	53.1	52.2	52.5	48.9	49.8	-	49.4	49.9	44.9	48.0	45.0	46.1	387.1
400.3	-	46.5	47.0	45.9	46.2	43.1	43.8	-	43.1	43.5	35.1	38.3	37.5	39.2	400.3
413.4	-	40.3	40.8	39.7	40.1	36.7	37.3	-	37.0	37.5	26.0	27.6	30.0	31.6	413.4
426.5	-	34.9	35.3	34.1	34.7	30.0	30.4	-	31.5	32.0	17.9	18.4	22.5	23.4	426.5
439.6	-	29.5	30.2	28.8	29.5	23.1	23.1	-	26.2	26.8	10.4	10.1	15.9	16.3	439.6
442.9	-	28.2	29.0	27.6	28.2	21.5	21.5	-	25.0	25.6	8.6	8.2	14.2	14.6	442.9
452.8	-	24.7	25.6	24.0	24.9	16.9	17.0	-	21.4	22.0	-	-	9.6	9.7	452.8
465.9	-	20.6	19.8	18.9	20.1	11.0	11.2	-	17.0	14.7	-	-	-	-	465.9
475.7	-	16.9	14.9	15.0	16.1	-	-	-	12.9	8.8	-	-	-	-	475.7
479.0	-	15.2	12.8	13.6	14.6	-	-	-	11.1	-	-	-	-	-	479.0
482.3	-	13.6	10.7	12.2	13.0	-	-	-	9.3	-	-	-	-	-	482.3
485.6	-	11.9	8.6	10.9	11.5	-	-	-	-	-	-	-	-	-	485.6
492.1	-	8.6	-	8.2	-	-	-	-	-	-	-	-	-	-	492.1

--	--	--	--	--	--	--	--

LSL+LF_14: **496,100 lb + 110,200 lb**



ft		1,000 lb																				
62.3	222.7	262.4	-	264.6	-	-	-	-	-	-	-	-	-	-	-	-	-	-	-	-	-	-
65.6	210.5	257.9	-	260.1	-	201.7	260.1	-	262.4	-	192.9	260.1	-	257.9	-	-	-	-	-	-	-	-
68.9	199.5	252.4	181.9	254.6	183.0	191.3	254.6	183.0	256.8	-	182.4	256.8	-	257.9	-	173.1	246.9	-	-	-	-	-
72.2	188.5	246.9	178.6	249.1	179.7	180.8	249.1	180.8	251.3	180.8	172.0	253.5	181.9	253.5	181.9	164.2	246.9	183.0	-	-	-	-
78.7	169.8	238.1	173.1	238.1	174.2	162.0	240.3	175.3	242.5	175.3	153.2	242.5	176.4	244.7	176.4	146.6	246.9	177.5	-	-	-	-
85.3	153.8	229.3	168.1	230.4	169.2	146.6	231.5	170.3	233.7	170.3	138.3	234.8	171.4	235.9	172.0	131.7	238.1	172.5	-	-	-	-
91.9	137.8	220.5	163.1	222.7	164.2	131.2	222.7	165.3	224.9	165.3	123.5	227.1	166.4	227.1	167.6	116.8	229.3	167.6	-	-	-	-
98.4	125.7	212.7	158.7	215.0	159.8	119.2	215.5	160.9	217.7	160.9	111.8	219.4	162.0	220.5	163.1	105.3	222.1	163.1	-	-	-	-
111.5	103.3	199.0	150.5	200.6	151.0	97.0	202.3	152.1	203.9	152.7	90.2	205.6	153.8	207.2	154.9	84.0	208.3	154.9	-	-	-	-
124.7	84.5	186.8	142.7	188.5	143.3	78.5	190.1	144.4	191.8	145.5	72.0	193.5	146.1	195.1	147.2	66.1	196.2	147.7	-	-	-	-
137.8	69.1	176.0	135.6	177.8	136.7	63.3	179.3	137.8	181.1	138.9	57.0	182.6	139.3	184.5	140.4	51.4	185.6	141.1	-	-	-	-
150.9	55.1	166.4	129.0	167.6	130.1	49.8	169.8	131.2	170.9	132.3	43.7	173.1	133.4	174.2	134.5	38.1	175.3	134.5	-	-	-	-
164.0	44.1	157.6	123.8	159.5	124.9	38.8	160.9	126.0	162.8	127.1	32.9	164.2	127.5	165.3	128.6	27.6	167.2	129.3	-	-	-	-
177.2	34.1	149.5	118.7	151.8	119.8	28.9	152.9	120.9	155.1	122.0	23.1	156.2	122.4	157.3	123.5	17.9	159.5	124.6	-	-	-	-
190.3	25.1	142.2	113.5	144.4	114.6	20.1	145.5	115.7	147.7	116.8	14.3	148.8	117.9	149.9	119.0	9.0	152.1	120.2	-	-	-	-
200.1	18.7	137.8	110.9	139.4	111.9	13.9	141.1	113.0	142.7	113.5	8.4	144.4	114.6	145.7	115.7	-	147.2	116.8	-	-	-	-
203.4	16.6	136.3	110.0	137.8	111.0	11.8	139.6	112.1	141.1	112.4	-	142.6	113.5	144.2	114.6	-	145.5	115.7	-	-	-	-
210.0	12.3	133.4	108.2	134.5	109.1	7.7	136.7	110.2	137.8	110.2	-	138.9	111.3	141.1	112.4	-	142.2	113.5	-	-	-	-
216.5	8.2	130.1	106.3	131.9	107.3	-	133.7	108.2	135.2	108.6	-	136.3	109.6	138.2	110.7	-	139.3	111.7	-	-	-	-
229.7	-	125.7	102.7	126.8	103.6	-	127.9	104.5	130.1	105.4	-	131.2	106.3	132.3	107.1	-	133.4	108.0	-	-	-	-
242.8	-	120.5	99.5	121.6	100.4	-	123.5	101.3	124.9	102.1	-	126.0	103.0	127.1	103.9	-	129.0	104.8	-	-	-	-
255.9	-	115.7	96.4	117.2	97.3	-	119.0	98.2	120.2	99.1	-	121.3	99.9	122.7	100.8	-	124.6	101.7	-	-	-	-
269.0	-	111.3	93.5	113.5	94.4	-	114.6	95.2	115.7	96.1	-	116.8	97.0	119.0	97.9	-	120.2	98.5	-	-	-	-
282.2	-	108.7	91.1	110.0	91.9	-	111.3	92.8	111.9	93.6	-	113.5	94.4	114.6	95.2	-	115.7	95.9	-	-	-	-
295.3	-	105.3	88.7	106.6	89.5	-	107.7	90.3	108.8	91.2	-	109.9	91.9	111.3	92.7	-	112.7	93.4	-	-	-	-
308.4	-	102.1	86.4	103.2	87.3	-	104.5	88.0	105.8	88.8	-	106.9	89.5	108.0	90.4	-	109.3	91.1	-	-	-	-
321.5	-	99.3	84.5	100.4	85.3	-	101.4	86.1	102.7	86.8	-	103.8	87.5	102.0	88.3	-	99.6	89.0	-	-	-	-
334.6	-	96.6	82.7	97.7	83.4	-	98.2	84.2	97.7	84.9	-	97.4	85.5	94.1	86.2	-	90.7	86.5	-	-	-	-
347.8	-	94.1	81.1	95.2	81.8	-	94.4	82.5	90.6	83.1	-	88.6	83.8	84.4	84.4	-	82.0	83.6	-	-	-	-
360.9	-	90.5	79.7	88.4	80.3	-	86.5	80.9	82.8	80.8	-	81.1	80.0	76.9	77.5	-	74.7	75.9	-	-	-	-
374.0	-	84.9	78.3	81.1	77.9	-	79.1	77.7	75.4	76.1	-	73.9	74.5	69.7	70.5	-	67.5	68.6	-	-	-	-
387.1	-	77.8	77.4	74.1	74.5	-	72.1	72.5	68.3	69.0	-	66.8	67.5	62.8	63.7	-	60.8	61.7	-	-	-	-
400.3	-	71.5	71.7	67.8	68.0	-	65.5	66.0	61.8	62.4	-	60.5	61.2	56.7	57.2	-	54.5	55.3	-	-	-	-
406.8	-	68.3	68.8	64.6	64.8	-	62.4	62.8	58.6	59.3	-	57.3	58.0	53.6	54.0	-	51.4	52.0	-	-	-	-
413.4	-	65.5	-	61.6	62.1	-	59.5	60.0	55.8	56.4	-	54.5	55.1	50.6	51.1	-	48.6	49.2	-	-	-	-
416.7	-	64.0	-	60.2	60.6	-	58.1	58.6	54.3	55.0	-	53.0	53.7	49.2	49.7	-	47.2	47.7	-	-	-	-
419.9	-	62.6	-	58.8	-	-	56.7	57.2	52.9	53.6	-	51.6	52.2	47.8	48.3	-	45.8	46.3	-	-	-	-
423.2	-	-	-	57.4	-	-	55.2	55.8	51.5	52.1	-	50.2	50.8	46.4	46.8	-	44.4	44.9	-	-	-	-
426.5	-	-	-	56.0	-	-	53.8	-	50.0	50.7	-	48.7	49.4	45.0	45.4	-	43.0	43.4	-	-	-	-
429.8	-	-	-	54.9	-	-	52.5	-	48.7	49.4	-	47.4	48.1	43.7	44.2	-	41.7	42.1	-	-	-	-
433.1	-	-	-	-	-	-	51.3	-	47.4	48.1	-	46.2	46.7	42.4	42.9	-	40.3	40.9	-	-	-	-
436.4	-	-	-	-	-	-	50.0	-	46.2	-	-	44.9	45.4	41.1	41.7	-	39.0	39.6	-	-	-	-
439.6	-	-	-	-	-	-	-	-	45.0	-	-	43.7	44.1	39.8	40.4	-	37.7	38.3	-	-	-	-
446.2	-	-	-	-	-	-	-	-	42.5	-	-	41.2	-	37.3	37.9	-	35.1	35.7	-	-	-	-
449.5	-	-	-	-	-	-	-	-	-	-	-	40.1	-	36.1	36.6	-	33.9	34.5	-	-	-	-
452.8	-	-	-	-	-	-	-	-	-	-	-	38.9	-	35.0	-	-	32.8	33.4	-	-	-	-
456.0	-	-	-	-	-	-	-	-	-	-	-	37.7	-	33.8	-	-	31.6	32.2	-	-	-	-
462.6	-	-	-	-	-	-	-	-	-	-	-	-	-	31.5	-	-	29.4	-	-	-	-	-
465.9	-	-	-	-	-	-	-	-	-	-	-	-	-	-	-	-	28.2	-	-	-	-	-
472.4	-	-	-	-	-	-	-	-	-	-	-	-	-	-	-	-	26.0	-	-	-	-	-



496,100 lb + 110,200 lb		27.6 ft		32.2 ft/s		360°		75%										
482.3 ft		492.1 ft		502.0 ft		511.8 ft		521.7 ft		531.5 ft		541.3 ft						
LSL+LF_14																		
59.0 ft																		
0-716.6 klb		0 lb		0-716.6 klb		0 lb		0-716.6 klb		0 lb		0-716.6 klb						
15°		20°		15°		20°		15°		20°		15°						
ft		1,000 lb												ft				
68.9	235.9	-	170.9	224.9	-	217.2	-	-	-	-	-	-	-	-	-	68.9		
72.2	235.9	-	160.9	224.9	-	217.2	-	153.2	208.3	-	198.4	-	145.5	191.8	-	183.0	-	72.2
75.5	235.9	180.8	152.7	224.9	180.8	217.2	181.9	145.0	208.3	181.9	198.4	-	137.8	191.8	-	183.0	-	75.5
78.7	235.9	177.5	144.4	224.9	178.6	217.2	178.6	136.7	208.3	179.7	198.4	179.7	130.1	191.8	177.5	183.0	169.8	78.7
85.3	233.7	173.1	130.1	224.9	173.6	217.2	174.2	123.0	208.3	174.7	198.4	175.3	116.4	191.3	174.2	181.9	169.4	85.3
91.9	231.5	168.7	115.7	224.9	168.7	217.2	169.8	109.3	208.3	169.8	198.4	170.9	102.7	190.7	170.9	181.9	168.7	91.9
98.4	223.8	164.2	104.4	221.6	164.8	216.1	165.3	98.0	207.2	165.9	197.9	166.4	91.7	190.1	167.0	181.3	166.4	98.4
111.5	210.0	156.0	83.6	211.6	157.1	210.5	157.1	77.4	205.0	158.2	196.2	158.7	71.5	188.5	159.3	179.7	160.4	111.5
124.7	197.9	148.8	66.1	199.5	149.4	200.6	149.9	60.3	200.1	151.0	193.5	151.6	54.7	186.3	152.1	177.5	153.2	124.7
137.8	187.0	142.2	51.7	188.9	142.6	190.0	143.7	46.1	191.4	144.4	189.6	144.8	40.6	182.6	145.9	175.3	146.6	137.8
150.9	177.5	135.6	38.8	178.6	136.7	179.7	137.8	33.3	181.9	137.8	183.0	138.9	28.0	177.5	140.0	170.9	140.0	150.9
164.0	168.7	130.4	28.2	169.8	131.5	171.6	131.9	23.0	173.1	132.6	174.2	133.7	17.9	171.6	134.1	165.3	134.8	164.0
177.2	160.7	125.3	18.7	161.7	126.4	163.6	126.8	13.4	164.8	127.9	166.1	128.4	8.2	165.3	129.0	160.2	130.1	177.2
183.7	157.2	122.7	14.4	158.0	123.8	159.6	124.6	9.0	160.9	125.7	162.4	125.7	-	162.6	126.8	157.3	127.9	183.7
190.3	153.2	120.2	10.1	154.3	121.3	156.5	122.4	-	157.6	123.5	158.7	123.5	-	159.8	124.6	154.3	125.7	190.3
193.6	151.6	119.2	8.2	153.2	120.2	154.9	121.3	-	156.0	122.4	157.1	122.4	-	158.2	123.5	153.0	124.6	193.6
203.4	146.6	116.5	-	148.6	116.8	149.9	117.9	-	151.0	119.0	152.1	119.0	-	153.2	120.2	149.2	121.3	203.4
216.5	140.7	112.7	-	142.6	113.0	143.7	113.9	-	144.8	115.0	145.9	115.0	-	147.3	116.2	144.0	117.3	216.5
229.7	135.6	108.9	-	136.7	109.8	137.8	110.2	-	138.9	111.3	140.0	111.3	-	142.2	112.4	138.9	113.5	229.7
242.8	130.4	105.6	-	131.5	106.4	132.6	107.1	-	133.7	108.0	135.6	108.7	-	136.3	109.4	132.7	110.2	242.8
255.9	125.7	102.4	-	126.8	103.2	127.9	104.1	-	129.0	104.9	130.8	105.6	-	130.4	106.3	127.3	107.0	255.9
269.0	121.3	99.4	-	122.4	100.3	123.5	101.0	-	124.6	101.9	125.7	102.5	-	124.6	103.2	122.4	104.1	269.0
282.2	117.6	96.8	-	118.7	97.5	119.8	98.3	-	121.0	99.1	120.9	99.7	-	117.5	100.5	113.2	101.3	282.2
295.3	112.3	94.3	-	115.1	94.9	115.7	95.8	-	114.6	96.4	111.0	97.1	-	108.8	98.0	104.1	98.5	295.3
308.4	105.4	91.9	-	111.3	92.6	108.2	93.3	-	105.8	93.9	101.6	94.6	-	99.4	95.5	95.0	96.1	308.4
321.5	95.8	89.7	-	102.5	90.4	98.7	91.1	-	96.6	91.8	92.5	92.4	-	90.6	92.0	86.3	89.4	321.5
334.6	86.8	85.6	-	93.7	88.4	89.9	87.6	-	87.9	87.6	83.8	86.9	-	82.1	85.8	77.9	81.7	334.6
347.8	78.3	79.6	-	85.1	86.2	81.4	82.9	-	79.4	81.6	75.4	78.3	-	73.9	76.9	69.9	73.0	347.8
360.9	70.7	72.0	-	77.5	78.7	73.4	75.0	-	71.4	72.8	67.6	69.2	-	66.1	67.9	62.2	64.4	360.9
374.0	63.7	64.9	-	70.3	71.5	66.4	67.5	-	64.3	65.5	60.3	61.5	-	58.6	60.0	54.9	55.9	374.0
387.1	57.1	58.0	-	63.7	64.6	59.7	60.8	-	57.5	58.9	53.6	54.9	-	51.6	53.1	47.8	49.2	387.1
400.3	50.7	51.6	-	57.5	58.3	53.7	54.7	-	51.4	52.5	47.5	48.7	-	45.7	47.0	41.8	43.1	400.3
413.4	44.8	45.6	-	51.6	52.2	47.8	48.6	-	45.7	46.5	41.7	42.8	-	40.1	41.1	36.2	37.3	413.4
426.5	39.2	39.9	-	45.9	46.5	42.1	42.8	-	40.1	40.8	36.2	37.0	-	34.6	35.5	30.9	31.7	426.5
439.6	34.1	34.6	-	40.7	41.2	37.0	37.6	-	35.0	35.6	31.2	31.9	-	29.5	30.4	24.5	25.8	439.6
452.8	29.1	29.6	-	35.8	36.2	32.0	32.7	-	30.0	30.6	26.2	26.9	-	23.8	24.5	17.2	18.0	452.8
465.9	24.5	24.9	-	31.1	31.5	27.3	28.0	-	25.4	25.8	21.6	22.0	-	17.6	18.1	10.1	10.4	465.9
469.2	23.4	-	-	30.0	30.5	26.2	26.9	-	24.3	24.7	20.2	20.8	-	16.1	16.6	8.6	8.8	469.2
472.4	22.4	-	-	29.0	29.5	25.2	25.8	-	23.2	23.7	18.7	19.5	-	14.6	15.1	-	-	472.4
479.0	20.3	-	-	26.9	-	23.1	23.6	-	21.1	21.5	15.9	16.9	-	11.5	12.2	-	-	479.0
482.3	-	-	-	25.8	-	22.0	22.5	-	20.0	20.5	14.4	15.6	-	9.9	10.7	-	-	482.3
485.6	-	-	-	24.7	-	20.9	-	-	19.0	19.4	13.0	14.3	-	8.4	9.3	-	-	485.6
488.8	-	-	-	23.8	-	20.0	-	-	18.0	18.5	11.8	13.1	-	7.9	-	-	-	488.8
492.1	-	-	-	-	-	19.1	-	-	17.0	-	10.6	11.8	-	-	-	-	-	492.1
495.4	-	-	-	-	-	18.1	-	-	16.1	-	9.4	10.6	-	-	-	-	-	495.4
498.7	-	-	-	-	-	17.2	-	-	15.1	-	8.2	-	-	-	-	-	-	498.7
505.3	-	-	-	-	-	-	-	-	13.2	-	-	-	-	-	-	-	-	505.3




363,800 lb + 110,200 lb		27.6 ft		32.2 ft/s		360°		75%										
236.2 ft		255.9 ft		275.6 ft		295.3 ft		LSL+LF_2										
0 lb		0-716.6 klb		0 lb		0-716.6 klb		0 lb										
15°		20°		30°		15°		20°										
30°		15°		20°		30°		15°										
20°		30°		15°		20°		30°										
ft		1,000 lb								ft								
52.5	190.7	190.7	-	-	-	-	-	-	-	52.5								
55.8	185.2	185.2	-	-	186.3	187.4	-	-	187.4	188.5	184.1	-	-	184.1	185.2	-	-	55.8
59.1	179.7	179.7	140.0	-	180.8	183.0	-	-	183.0	184.1	-	-	184.1	185.2	-	-	59.1	
62.3	174.7	174.7	136.7	-	176.4	178.0	137.8	-	178.6	179.7	138.9	-	179.7	180.8	-	-	62.3	
65.6	169.8	169.8	133.4	-	172.0	173.1	134.5	-	174.2	175.3	136.7	-	175.3	176.4	137.8	-	65.6	
72.2	159.8	159.8	126.8	83.6	163.1	164.2	129.0	84.0	165.3	166.4	130.1	-	167.6	168.7	132.3	-	72.2	
75.5	156.0	156.0	124.0	82.2	159.3	159.8	126.2	82.7	162.0	162.6	127.3	82.9	164.2	165.3	129.5	83.1	75.5	
78.7	152.1	152.1	121.3	80.9	155.4	155.4	123.5	81.4	158.7	158.7	124.6	81.6	160.9	162.0	126.8	82.0	78.7	
85.3	144.4	144.4	115.7	78.5	147.7	147.7	117.9	78.9	152.1	152.1	120.2	79.4	154.3	154.3	122.4	79.8	85.3	
91.9	137.8	137.8	111.3	76.1	141.1	141.1	113.5	76.7	145.5	145.5	115.7	77.4	148.8	148.8	117.9	77.8	91.9	
98.4	131.2	131.2	107.6	73.9	135.6	135.6	109.8	74.7	138.9	138.9	111.3	75.2	141.1	142.2	113.5	75.8	98.4	
111.5	120.9	120.9	100.1	69.7	125.3	125.3	102.4	70.8	124.2	128.6	104.4	71.5	121.3	131.9	106.6	72.3	111.5	
124.7	110.5	111.9	93.3	66.0	112.6	116.0	95.8	67.1	109.4	119.4	98.0	68.0	104.0	122.7	100.2	68.9	124.7	
137.8	100.1	104.3	87.3	62.6	97.4	107.8	89.9	63.7	94.6	111.3	92.2	64.8	89.3	114.6	94.1	65.7	137.8	
150.9	87.0	97.7	82.5	59.8	84.2	101.2	85.0	60.9	82.1	104.6	87.2	62.0	77.8	107.7	89.3	62.9	150.9	
164.0	75.5	91.7	78.0	57.2	72.5	95.1	80.4	58.3	70.5	98.4	82.6	59.5	66.9	101.4	84.8	60.3	164.0	
177.2	65.5	86.4	74.1	54.9	62.2	89.5	76.3	56.0	60.0	92.8	78.5	57.1	56.7	95.7	80.7	58.0	177.2	
190.3	57.2	81.9	70.7	53.0	53.9	85.0	72.9	54.1	51.6	88.1	75.0	55.0	48.1	91.0	77.0	56.1	190.3	
203.4	49.8	77.7	67.6	51.2	46.4	80.8	69.7	52.2	44.0	83.8	71.7	53.2	40.5	86.6	73.7	54.2	203.4	
216.5	43.2	74.1	64.8	49.6	39.7	76.9	66.8	50.5	37.3	79.8	68.8	51.6	33.7	82.5	70.8	52.5	216.5	
229.7	37.8	71.0	62.5	48.4	34.1	73.7	64.3	49.2	31.8	76.4	66.3	50.1	28.1	79.1	68.1	51.0	229.7	
242.8	32.8	68.2	60.3	47.3	29.0	70.8	62.1	48.0	26.7	73.3	63.9	48.9	23.1	75.8	65.7	49.7	242.8	
249.3	30.5	66.9	59.4	46.7	26.7	69.4	61.1	47.5	24.4	71.9	62.8	48.4	20.8	74.3	64.6	49.1	249.3	
255.9	28.2	65.7	58.4	-	24.5	68.1	60.2	47.0	22.0	70.5	61.7	47.8	18.5	72.8	63.5	48.5	255.9	
262.5	26.3	64.7	57.7	-	22.6	66.9	59.4	46.5	20.1	69.3	60.8	47.4	16.5	71.5	62.5	48.0	262.5	
269.0	24.4	63.6	57.0	-	20.6	65.8	58.6	-	18.2	68.0	60.0	47.0	14.6	70.3	61.6	47.5	269.0	
275.6	22.5	62.6	56.2	-	18.7	64.6	57.8	-	16.3	66.8	59.1	46.5	12.6	69.0	60.6	47.0	275.6	
278.9	21.6	62.2	-	-	17.9	64.2	57.5	-	15.5	66.3	58.8	46.3	11.7	68.5	60.3	46.8	278.9	
282.2	20.7	61.7	-	-	17.1	63.7	57.1	-	14.6	65.8	58.4	-	10.9	67.9	59.9	46.6	282.2	
285.4	19.8	61.3	-	-	16.3	63.3	56.8	-	13.8	65.4	58.1	-	10.1	67.4	59.5	46.5	285.4	
292.0	-	-	-	-	14.7	62.4	56.2	-	12.1	64.4	57.4	-	8.4	66.4	58.8	46.1	292.0	
295.3	-	-	-	-	13.9	61.9	-	-	11.2	63.9	57.1	-	-	65.7	58.4	-	295.3	
301.8	-	-	-	-	12.3	61.3	-	-	9.8	63.1	56.5	-	-	64.8	57.8	-	301.8	
308.4	-	-	-	-	-	-	-	-	8.4	62.3	56.0	-	-	63.9	57.1	-	308.4	
311.7	-	-	-	-	-	-	-	-	7.7	61.9	-	-	-	63.5	56.8	-	311.7	
321.5	-	-	-	-	-	-	-	-	-	60.8	-	-	-	62.4	56.0	-	321.5	
324.8	-	-	-	-	-	-	-	-	-	-	-	-	-	62.1	55.8	-	324.8	
334.6	-	-	-	-	-	-	-	-	-	-	-	-	-	61.1	-	-	334.6	
337.9	-	-	-	-	-	-	-	-	-	-	-	-	-	60.6	-	-	337.9	



363,800 lb + 110,200 lb		27.6 ft		32.2 ft/s		360°		75%											
315.0 ft				334.6 ft				354.3 ft											
LSL+LF_2		LSL+LF_4		LSL+LF_2		LSL+LF_4		LSL+LF_2		LSL+LF_4									
78.7 ft																			
0 lb			0-716.6 klb			0 lb			0-716.6 klb			0 lb							
15°		20°		30°		15°		20°		15°		20°							
1,000 lb																			
ft												ft							
59.1	184.1	185.2	-	-	-	-	-	-	-	-	-	-	59.1						
62.3	180.2	181.3	-	-	-	180.8	183.0	-	-	-	-	176.4	181.9	-	-	-	62.3		
65.6	176.4	177.5	137.8	-	-	-	177.5	178.6	-	-	-	175.3	178.6	-	-	-	65.6		
68.9	172.5	173.6	135.6	-	-	-	174.2	175.3	136.7	-	-	125.7	173.6	175.8	136.7	-	126.8	68.9	
72.2	168.7	169.8	133.4	-	-	-	170.9	172.0	134.5	-	-	123.5	172.0	173.1	134.5	-	124.6	72.2	
78.7	162.0	163.1	127.9	82.0	-	-	164.2	165.3	130.1	82.2	-	119.0	163.1	167.6	130.1	-	120.2	78.7	
82.0	158.7	159.8	125.7	80.9	-	-	159.8	162.0	127.9	81.2	-	117.4	156.0	164.2	128.4	81.4	-	118.5	82.0
85.3	155.4	156.5	123.5	79.8	-	-	155.4	158.7	125.7	80.2	-	115.7	148.8	160.9	126.8	80.5	-	116.8	85.3
91.9	148.8	151.0	119.0	77.8	-	-	142.2	153.2	121.3	78.3	-	111.3	135.6	155.4	122.4	78.7	-	112.4	91.9
98.4	136.7	145.5	115.7	76.1	-	-	130.1	147.7	116.8	76.5	-	108.7	123.5	149.9	119.0	76.9	-	110.0	98.4
111.5	117.4	135.2	108.7	72.7	-	-	111.6	137.4	110.2	73.3	-	102.4	105.4	140.4	112.0	73.7	-	104.0	111.5
124.7	100.5	125.7	102.2	69.5	-	-	95.2	128.2	104.0	70.2	-	96.8	89.3	131.5	105.6	70.7	-	98.5	124.7
137.8	86.0	116.8	96.3	66.6	-	-	80.9	120.2	98.1	67.2	-	91.9	75.2	123.5	99.9	67.9	-	93.5	137.8
150.9	74.7	110.5	91.3	63.8	-	-	69.7	113.5	93.3	64.6	-	87.5	64.2	116.1	95.0	65.3	-	89.2	150.9
164.0	64.3	104.5	86.7	61.2	-	-	59.7	107.3	88.7	62.1	-	83.4	54.2	109.6	90.5	62.8	-	85.2	164.0
177.2	54.9	98.8	82.5	58.9	-	-	50.7	101.4	84.4	59.7	-	79.6	45.4	104.1	86.2	60.6	-	81.4	177.2
190.3	46.4	93.8	78.9	57.0	-	-	42.6	96.6	80.8	57.7	-	76.2	38.2	99.1	82.5	58.6	-	78.0	190.3
203.4	38.7	89.2	75.6	55.1	-	-	35.2	92.0	77.4	55.9	-	73.0	31.2	94.4	79.1	56.7	-	74.8	203.4
216.5	32.0	85.1	72.5	53.4	-	-	28.4	87.7	74.3	54.2	-	69.9	24.3	90.2	76.1	54.9	-	71.9	216.5
229.7	26.4	81.6	69.9	51.9	-	-	22.7	84.1	71.7	52.6	-	67.4	18.7	86.5	73.3	53.4	-	69.2	229.7
242.8	21.2	78.3	67.4	50.5	-	-	17.6	80.6	69.2	51.2	-	65.1	13.5	83.0	70.7	52.0	-	66.8	242.8
255.9	16.5	75.2	65.0	49.2	-	-	13.0	77.4	66.8	50.0	-	63.1	8.8	79.8	68.3	50.7	-	64.6	255.9
269.0	12.6	72.5	63.1	48.1	-	-	9.0	74.7	64.7	48.9	-	61.3	-	76.9	66.3	49.5	-	62.8	269.0
272.3	11.6	71.9	62.6	47.9	-	-	7.9	74.1	64.2	48.6	-	60.8	-	76.1	65.8	49.2	-	62.4	272.3
282.2	8.8	70.1	61.4	47.2	-	-	-	72.2	62.8	47.8	-	59.5	-	74.2	64.3	48.5	-	61.1	282.2
285.4	7.9	69.6	61.0	47.0	-	-	-	71.7	62.4	47.6	-	59.1	-	73.6	63.8	48.3	-	60.6	285.4
295.3	-	67.9	59.7	46.5	-	-	-	69.9	61.1	47.0	-	57.8	-	71.9	62.4	47.6	-	59.3	295.3
305.1	-	66.4	58.6	45.9	-	-	-	68.3	60.0	46.4	-	56.8	-	70.2	61.3	47.0	-	58.2	305.1
308.4	-	65.8	58.3	-	-	-	-	67.8	59.6	46.2	-	56.4	-	69.7	60.9	46.7	-	57.8	308.4
321.5	-	64.0	57.0	-	-	-	-	65.9	58.3	45.6	-	55.2	-	67.6	59.5	46.0	-	56.5	321.5
334.6	-	62.4	56.0	-	-	-	-	64.2	57.1	-	-	54.0	-	65.7	58.0	45.4	-	55.1	334.6
344.5	-	61.5	55.3	-	-	-	-	63.1	56.3	-	-	53.2	-	64.6	57.3	-	-	54.3	344.5
347.8	-	61.2	-	-	-	-	-	62.7	56.1	-	-	53.0	-	64.2	57.0	-	-	54.1	347.8
354.3	-	60.6	-	-	-	-	-	61.9	55.6	-	-	52.5	-	63.5	56.4	-	-	53.6	354.3
360.9	-	-	-	-	-	-	-	61.4	55.1	-	-	49.2	-	62.8	56.0	-	-	53.1	360.9
370.7	-	-	-	-	-	-	-	60.4	-	-	-	-	-	61.8	55.3	-	-	52.5	370.7
374.0	-	-	-	-	-	-	-	-	-	-	-	-	-	61.5	55.1	-	-	52.2	374.0
377.3	-	-	-	-	-	-	-	-	-	-	-	-	-	61.2	55.1	-	-	49.8	377.3
387.1	-	-	-	-	-	-	-	-	-	-	-	-	-	60.4	-	-	-	-	387.1



363,800 lb +  110,200 lb		27.6 ft		32.2 ft/s		360°		75%							
374.0 ft				393.7 ft				413.4 ft							
LSL+LF_2		LSL+LF_4		LSL+LF_2		LSL+LF_4		LSL+LF_2		LSL+LF_4					
78.7 ft															
0 lb				0-716.6 klb				0 lb				0-716.6 klb			
15°		20°		30°		15°		20°		30°		15°		20°	
1,000 lb															
65.6	170.9	176.4	-	-	-	-	-	-	-	-	-	-	-	-	65.6
68.9	170.3	175.3	-	-	-	-	158.7	165.3	-	-	-	144.4	151.0	-	68.9
72.2	169.8	174.2	135.6	-	-	124.6	158.7	164.2	134.5	-	-	144.4	149.9	-	72.2
75.5	161.5	171.4	133.4	-	-	122.9	153.2	163.1	132.3	-	-	123.5	142.2	149.9	75.5
78.7	156.5	168.7	131.2	-	-	121.3	151.0	162.0	130.1	-	-	122.4	141.1	149.9	78.7
85.3	142.2	163.1	126.8	80.7	-	116.8	136.7	158.7	126.8	80.5	-	117.9	132.3	148.8	85.3
88.6	135.6	160.4	125.1	79.8	-	115.2	130.6	157.6	125.1	79.6	-	116.3	126.2	148.8	88.6
91.9	129.0	157.6	123.5	78.9	-	113.5	124.6	156.5	123.5	78.7	-	114.6	120.2	148.8	91.9
98.4	117.9	152.1	120.2	77.2	-	110.2	113.5	152.1	121.3	77.2	-	112.4	110.2	147.7	98.4
111.5	99.9	142.6	113.5	74.2	-	105.1	95.8	144.0	114.6	74.4	-	106.9	92.6	141.1	111.5
124.7	83.8	133.7	107.4	71.4	-	100.0	80.0	136.0	108.6	71.7	-	101.6	77.1	134.5	124.7
137.8	69.9	125.7	101.6	68.6	-	95.0	66.4	127.9	103.2	69.2	-	96.8	63.7	127.9	137.8
150.9	59.2	118.3	96.6	65.9	-	90.9	55.8	121.3	98.2	66.6	-	92.5	53.1	122.0	150.9
164.0	49.4	112.0	92.1	63.5	-	87.0	46.2	115.0	93.6	64.2	-	88.6	43.6	116.1	164.0
177.2	40.6	106.7	88.0	61.3	-	83.3	37.5	109.1	89.5	61.9	-	84.9	35.1	110.2	177.2
190.3	33.5	101.6	84.3	59.2	-	80.0	30.4	104.0	85.8	59.9	-	81.6	28.1	105.7	190.3
203.4	26.9	96.9	80.8	57.3	-	76.7	24.0	99.2	82.4	58.1	-	78.5	21.8	101.2	203.4
216.5	20.7	92.6	77.6	55.6	-	73.6	18.1	94.8	79.1	56.4	-	75.4	15.9	96.8	216.5
229.7	15.0	88.8	74.8	54.1	-	71.0	12.6	91.0	76.4	54.8	-	72.8	10.9	92.7	229.7
236.2	12.1	86.9	73.4	53.4	-	69.7	9.9	89.1	75.0	54.0	-	71.4	8.4	90.8	236.2
239.5	10.9	86.0	72.9	53.0	-	69.1	8.8	88.2	74.3	53.7	-	70.8	-	90.0	239.5
242.8	9.6	85.2	72.3	52.7	-	68.5	-	87.4	73.7	53.4	-	70.3	-	89.2	242.8
246.1	8.4	84.3	71.7	52.4	-	67.9	-	86.5	73.1	53.0	-	69.7	-	88.4	246.1
255.9	-	81.8	69.9	51.4	-	66.1	-	84.0	71.2	52.0	-	67.9	-	86.0	255.9
269.0	-	79.0	67.7	50.2	-	64.2	-	81.1	69.0	50.9	-	65.8	-	83.0	269.0
282.2	-	76.3	65.6	49.1	-	62.5	-	78.3	66.9	49.8	-	63.9	-	80.2	282.2
295.3	-	73.6	63.7	48.1	-	60.8	-	75.6	65.0	48.7	-	62.4	-	77.6	295.3
308.4	-	71.5	62.2	47.2	-	59.3	-	73.3	63.4	47.8	-	60.8	-	75.3	308.4
321.5	-	69.4	60.6	46.4	-	57.8	-	71.2	61.9	47.0	-	59.3	-	73.0	321.5
334.6	-	67.5	59.3	45.9	-	56.4	-	69.2	60.4	46.3	-	57.8	-	70.8	334.6
347.8	-	65.7	58.0	45.3	-	55.3	-	67.5	59.1	45.7	-	56.6	-	69.0	347.8
351.1	-	65.3	57.7	45.2	-	55.0	-	67.0	58.8	45.6	-	56.3	-	68.6	351.1
360.9	-	64.2	56.9	-	-	54.2	-	65.8	57.9	45.2	-	55.3	-	67.3	360.9
364.2	-	63.8	56.7	-	-	53.9	-	65.4	57.7	45.0	-	55.1	-	66.9	364.2
374.0	-	62.8	56.0	-	-	53.1	-	64.2	56.9	-	-	54.2	-	65.7	374.0
380.6	-	62.2	55.6	-	-	52.8	-	63.5	56.4	-	-	53.8	-	65.0	380.6
387.1	-	61.7	55.3	-	-	52.4	-	62.8	56.0	-	-	53.4	-	64.2	387.1
393.7	-	61.1	54.9	-	-	48.5	-	62.2	55.6	-	-	52.9	-	63.5	393.7
400.3	-	60.5	-	-	-	-	-	61.7	55.2	-	-	52.6	-	62.9	400.3
406.8	-	60.0	-	-	-	-	-	61.1	54.9	-	-	52.2	-	62.3	406.8
410.1	-	-	-	-	-	-	-	60.9	54.7	-	-	52.0	-	62.0	410.1
413.4	-	-	-	-	-	-	-	60.6	-	-	-	-	-	61.7	413.4
423.2	-	-	-	-	-	-	-	60.0	-	-	-	-	-	61.0	423.2
426.5	-	-	-	-	-	-	-	-	-	-	-	-	-	60.7	426.5
439.6	-	-	-	-	-	-	-	-	-	-	-	-	-	59.7	439.6

 0 lb 143,300 lb 209,500 lb 275,600 lb 363,800 lb 452,000 lb 584,300 lb 716,600 lb

363,800 lb + 110,200 lb			27.6 ft				32.2 ft/s				360°				75%				
433.1 ft		452.8 ft				472.4 ft													
LSL+LF_2		LSL+LF_4		LSL+LF_2		LSL+LF_4		LSL+LF_2		LSL+LF_4									
78.7 ft																			
0 lb		0-716.6 klb				0 lb		0-716.6 klb				0 lb		0-716.6 klb					
15°		20°		30°		15°		20°		30°		15°		20°		30°			
ft		1,000 lb														ft			
72.2	131.2	135.6	-	-	-	-	114.6	119.0	-	-	-	-	-	-	-	-	-	72.2	
75.5	131.2	135.0	-	-	-	-	114.6	118.5	-	-	-	-	101.0	104.5	-	-	-	75.5	
78.7	131.2	134.5	120.2	-	-	135.6	114.6	117.9	107.8	-	-	131.2	100.8	104.1	-	-	-	78.7	
82.0	126.8	133.9	120.2	-	-	133.9	114.6	117.4	107.7	-	-	130.1	100.5	103.6	95.7	-	-	121.3	82.0
85.3	125.7	133.4	120.2	-	-	132.3	114.6	116.8	107.6	-	-	130.1	100.3	103.2	95.5	-	-	120.2	85.3
88.6	120.2	133.4	119.6	79.1	-	130.6	111.3	116.3	107.4	-	-	129.0	99.8	102.7	95.2	-	-	120.2	88.6
91.9	115.7	133.4	119.0	78.5	-	129.0	110.2	115.7	107.1	78.0	-	127.9	99.4	102.3	95.0	76.7	-	120.2	91.9
98.4	105.8	132.3	117.9	77.2	-	125.7	102.3	115.7	106.5	76.7	-	125.7	97.2	101.4	94.4	75.6	-	120.2	98.4
111.5	88.5	130.1	114.3	74.7	-	119.8	85.4	113.5	104.9	74.1	-	120.5	81.1	99.6	93.2	73.1	-	117.2	111.5
124.7	73.2	127.5	110.0	72.1	-	114.5	70.4	111.7	102.9	71.5	-	115.4	66.6	97.9	91.9	70.7	-	113.9	124.7
137.8	60.0	124.6	105.2	69.4	-	109.8	57.3	110.2	100.5	69.0	-	110.2	53.8	96.1	90.4	68.3	-	110.2	137.8
150.9	49.7	120.9	100.6	67.1	-	105.2	47.2	108.2	98.2	66.8	-	106.1	43.8	94.4	88.9	66.1	-	106.0	150.9
164.0	40.3	116.8	96.3	64.9	-	101.0	38.0	105.6	95.5	64.7	-	102.1	34.7	92.4	87.2	64.1	-	102.0	164.0
177.2	32.0	112.4	92.2	62.8	-	97.2	29.8	102.5	92.4	62.6	-	98.3	26.5	90.2	85.1	62.2	-	98.3	177.2
190.3	25.1	108.2	88.6	60.9	-	93.5	23.0	99.4	89.3	60.7	-	94.8	19.7	87.8	82.7	60.4	-	95.0	190.3
203.4	18.7	103.8	85.2	59.2	-	90.1	16.8	96.4	86.1	59.0	-	91.5	13.5	85.5	80.5	58.7	-	91.8	203.4
216.5	12.8	99.2	82.0	57.5	-	86.9	11.0	93.3	82.9	57.5	-	88.4	7.9	83.3	78.3	57.1	-	88.8	216.5
223.1	10.3	96.9	80.6	56.8	-	85.5	8.4	91.8	81.4	56.7	-	86.8	-	82.2	77.1	56.4	-	87.5	223.1
229.7	7.7	94.5	79.2	56.0	-	84.1	-	90.3	79.8	56.0	-	85.4	-	81.1	75.9	55.8	-	86.1	229.7
242.8	-	90.5	76.6	54.6	-	81.4	-	87.3	77.0	54.7	-	82.7	-	78.9	73.6	54.5	-	83.2	242.8
255.9	-	87.1	74.1	53.1	-	78.9	-	84.2	74.5	53.6	-	80.0	-	76.5	71.4	53.1	-	80.7	255.9
269.0	-	84.3	71.9	52.0	-	76.7	-	81.3	72.5	52.4	-	77.8	-	74.0	69.2	52.1	-	78.5	269.0
282.2	-	81.7	69.7	50.9	-	74.6	-	78.5	70.5	51.3	-	75.6	-	71.6	67.0	51.0	-	76.2	282.2
295.3	-	79.1	67.7	49.8	-	72.5	-	75.8	68.8	50.3	-	73.6	-	69.2	65.0	50.0	-	74.3	295.3
308.4	-	76.7	65.9	48.8	-	70.7	-	73.3	67.0	49.2	-	71.9	-	67.0	63.3	49.2	-	72.5	308.4
321.5	-	74.6	64.2	47.9	-	68.9	-	70.0	65.3	48.4	-	70.1	-	64.7	61.5	48.4	-	71.0	321.5
334.6	-	72.5	62.6	47.2	-	67.2	-	67.9	63.7	47.6	-	68.3	-	61.9	60.0	47.6	-	69.4	334.6
347.8	-	70.6	61.3	46.5	-	65.8	-	66.3	62.2	46.9	-	66.9	-	60.4	57.6	47.0	-	68.0	347.8
360.9	-	68.8	60.0	45.8	-	64.4	-	64.4	60.9	46.2	-	65.5	-	58.3	56.4	46.4	-	66.5	360.9
374.0	-	67.0	58.6	45.2	-	63.1	-	63.3	59.7	45.4	-	64.2	-	57.1	55.3	45.9	-	65.0	374.0
387.1	-	65.6	57.7	44.8	-	61.9	-	62.5	58.6	45.0	-	62.9	-	56.1	54.1	45.3	-	63.9	387.1
393.7	-	64.8	57.1	44.5	-	61.3	-	62.2	58.0	44.8	-	62.2	-	55.6	53.8	45.0	-	63.3	393.7
400.3	-	64.2	56.7	-	-	60.8	-	61.9	57.5	44.5	-	61.7	-	55.3	53.6	44.8	-	62.2	400.3
410.1	-	63.2	56.0	-	-	60.2	-	61.5	56.7	44.3	-	60.9	-	54.8	53.2	44.4	-	60.5	410.1
413.4	-	62.8	55.8	-	-	60.0	-	61.3	56.4	-	-	60.6	-	54.7	53.1	44.3	-	60.0	413.4
426.5	-	61.8	55.0	-	-	59.2	-	61.0	55.7	-	-	58.7	-	54.2	52.8	39.0	-	54.6	426.5
439.6	-	60.8	54.4	-	-	58.6	-	60.3	55.0	-	-	55.2	-	53.9	52.7	-	-	49.7	439.6
442.9	-	60.6	54.2	-	-	58.4	-	60.1	54.9	-	-	54.1	-	53.8	52.7	-	-	48.5	442.9
446.2	-	60.4	27.8	-	-	-	-	59.8	54.7	-	-	52.9	-	53.7	52.7	-	-	47.3	446.2
452.8	-	60.0	-	-	-	-	-	59.3	54.5	-	-	50.5	-	53.6	52.7	-	-	45.0	452.8
456.0	-	59.7	-	-	-	-	-	58.3	54.3	-	-	49.4	-	53.6	52.7	-	-	43.9	456.0
459.3	-	-	-	-	-	-	-	57.4	54.2	-	-	48.3	-	53.0	52.7	-	-	42.8	459.3
462.6	-	-	-	-	-	-	-	56.4	31.1	-	-	-	-	52.5	52.4	-	-	41.7	462.6
465.9	-	-	-	-	-	-	-	55.5	-	-	-	-	-	52.0	52.0	-	-	40.6	465.9
472.4	-	-	-	-	-	-	-	53.6	-	-	-	-	-	50.9	51.4	-	-	38.6	472.4
475.7	-	-	-	-	-	-	-	-	-	-	-	-	-	50.0	50.5	-	-	37.5	475.7
479.0	-	-	-	-	-	-	-	-	-	-	-	-	-	49.1	41.2	-	-	-	479.0
492.1	-	-	-	-	-	-	-	-	-	-	-	-	-	45.4	-	-	-	-	492.1



363,800 lb + 110,200 lb		27.6 ft		32.2 ft/s		360°		75%		
482.3 ft		492.1 ft		502.0 ft		511.8 ft		521.7 ft		
LSL+LF_4										
78.7 ft										
0 lb		0 lb - 716.6 klb		0 lb - 716.6 klb		0 lb - 716.6 klb		0 lb - 716.6 klb		
20°										
ft	1,000 lb									ft
82.0	111.3	116.8	99.6	103.4	96.8	100.3	-	-	-	82.0
85.3	109.1	116.8	99.6	103.2	96.8	100.1	92.8	95.9	89.7	85.3
91.9	101.9	116.8	97.9	103.0	95.2	99.6	91.5	95.5	88.6	91.9
98.4	91.7	116.8	92.8	102.5	89.9	99.2	87.3	95.0	84.7	98.4
111.5	74.8	115.4	76.2	101.2	73.5	98.0	71.0	94.0	68.3	111.5
124.7	60.0	113.2	61.6	99.7	58.9	96.8	56.6	92.8	53.9	124.7
137.8	47.2	110.2	48.9	98.1	46.3	95.5	44.1	91.5	41.4	137.8
150.9	36.9	106.6	38.8	96.5	36.3	93.8	34.1	90.0	31.6	150.9
164.0	27.6	102.8	29.6	94.7	27.3	92.3	25.1	88.6	22.6	164.0
177.2	19.4	99.0	21.4	92.8	19.2	90.8	17.0	87.1	14.6	177.2
187.0	14.2	96.6	16.3	90.8	14.1	89.3	11.8	86.0	9.3	187.0
190.3	12.5	95.8	14.6	90.2	12.4	88.8	10.1	85.5	-	190.3
193.6	10.8	95.1	12.9	89.5	10.7	88.3	8.4	85.1	-	193.6
196.9	9.0	94.4	11.2	88.8	9.0	87.7	-	84.7	-	196.9
203.4	-	92.4	8.2	87.7	-	86.8	-	83.8	-	203.4
216.5	-	89.5	-	85.3	-	84.9	-	82.2	-	216.5
229.7	-	86.7	-	83.0	-	83.0	-	80.8	-	229.7
242.8	-	84.1	-	80.8	-	81.1	-	79.0	-	242.8
255.9	-	81.6	-	78.7	-	79.4	-	77.6	-	255.9
269.0	-	79.1	-	76.8	-	77.2	-	75.4	-	269.0
282.2	-	77.1	-	74.7	-	75.6	-	73.9	-	282.2
295.3	-	75.0	-	73.0	-	73.9	-	72.3	-	295.3
308.4	-	73.2	-	71.3	-	71.8	-	70.2	-	308.4
321.5	-	71.6	-	69.6	-	70.3	-	68.6	-	321.5
334.6	-	70.1	-	68.1	-	68.8	-	67.2	-	334.6
347.8	-	68.4	-	66.6	-	67.2	-	65.3	-	347.8
360.9	-	67.0	-	65.4	-	65.7	-	63.6	-	360.9
374.0	-	65.7	-	64.4	-	64.4	-	62.4	-	374.0
387.1	-	64.4	-	62.9	-	63.5	-	61.4	-	387.1
400.3	-	61.7	-	61.9	-	61.8	-	59.7	-	400.3
413.4	-	56.9	-	61.1	-	58.6	-	55.8	-	413.4
426.5	-	51.7	-	56.3	-	53.4	-	50.6	-	426.5
439.6	-	46.8	-	51.4	-	48.4	-	45.7	-	439.6
452.8	-	41.9	-	46.5	-	43.7	-	41.0	-	452.8
465.9	-	37.6	-	42.1	-	39.2	-	36.6	-	465.9
479.0	-	33.6	-	38.0	-	35.1	-	32.5	-	479.0
485.6	-	15.7	-	36.1	-	33.2	-	30.6	-	485.6
492.1	-	-	-	34.2	-	31.3	-	28.7	-	492.1
502.0	-	-	-	-	-	28.4	-	25.9	-	502.0
508.5	-	-	-	-	-	-	-	24.0	-	508.5
515.1	-	-	-	-	-	-	-	-	-	515.1

	0 lb	143,300 lb	209,500 lb	275,600 lb	363,800 lb	452,000 lb	584,300 lb	716,600 lb
--	------	------------	------------	------------	------------	------------	------------	------------

363,800 lb + 110,200 lb			27.6 ft			32.2 ft/s			360°			75%											
236.2 ft			255.9 ft			275.6 ft			295.3 ft			315.0 ft											
LSL+LF_2																							
118.1 ft																							
0 lb		0-716.6 klb			0 lb		0-716.6 klb			0 lb		0-716.6 klb			0 lb		0-716.6 klb						
15°		20°		30°		15°		20°		30°		15°		20°		30°		15°		20°		30°	
ft		1,000 lb												ft									
65.6	114.6	114.6	-	-	-	-	-	-	-	-	-	-	-	-	-	-	-	-	-	-	-	-	65.6
68.9	111.8	112.0	-	-	112.4	112.4	-	-	112.4	113.5	-	-	-	-	-	-	-	-	-	-	-	-	68.9
72.2	108.9	109.3	-	-	109.8	110.2	-	-	110.2	110.2	-	-	110.2	111.3	-	-	-	-	-	-	-	-	72.2
75.5	106.3	106.7	84.7	-	107.3	107.7	-	-	107.8	108.1	-	-	108.2	109.1	-	-	108.7	109.3	-	-	-	-	75.5
78.7	103.6	104.1	82.9	-	104.7	105.2	83.3	-	105.4	106.0	83.6	-	106.3	106.9	-	-	106.5	107.1	-	-	-	-	78.7
82.0	101.2	101.6	81.1	-	102.3	102.8	81.6	-	103.1	103.7	81.9	-	104.1	104.6	82.2	-	104.4	104.9	82.2	-	-	-	82.0
85.3	98.8	99.2	79.4	-	99.9	100.5	79.8	-	100.8	101.4	80.2	-	101.9	102.3	80.7	-	102.3	102.7	80.9	-	-	-	85.3
91.9	94.4	95.0	76.1	-	95.7	96.1	76.7	-	96.8	97.2	77.4	-	97.7	98.3	77.8	-	98.3	99.0	78.0	-	-	-	91.9
95.1	92.4	92.9	74.6	48.1	93.8	94.2	75.4	48.1	94.9	95.3	75.9	-	95.9	96.5	76.5	-	96.6	97.1	76.7	-	-	-	95.1
98.4	90.4	90.8	73.2	47.4	91.9	92.4	74.1	47.4	93.0	93.5	74.5	47.4	94.1	94.6	75.2	47.4	94.8	95.2	75.4	-	-	-	98.4
101.7	88.6	89.0	71.9	46.7	90.2	90.6	72.8	46.7	91.3	91.8	73.3	46.8	92.5	93.0	74.0	46.8	93.3	93.7	74.3	46.7	-	-	101.7
111.5	83.3	83.6	68.0	44.6	85.0	85.3	69.1	44.8	86.3	86.7	69.8	44.9	87.7	88.1	70.6	45.0	88.6	88.9	71.0	45.0	-	-	111.5
124.7	76.9	77.1	63.3	42.0	78.6	78.9	64.4	42.3	80.1	80.5	65.4	42.5	81.6	82.1	66.3	42.8	82.8	83.0	66.9	42.8	124.7		
137.8	71.0	71.2	59.1	39.7	72.8	73.0	60.2	39.9	74.5	74.7	61.3	40.3	76.1	76.5	62.2	40.6	77.4	77.6	63.1	40.8	137.8		
150.9	66.3	66.5	55.6	37.6	68.0	68.3	56.7	38.0	69.7	70.0	57.8	38.4	71.4	71.7	58.8	38.8	71.8	72.9	59.7	39.0	150.9		
164.0	62.2	62.5	52.4	35.8	63.9	64.1	53.5	36.2	65.3	65.8	54.6	36.7	66.2	67.3	55.6	37.1	65.6	68.6	56.5	37.3	164.0		
177.2	58.6	59.1	49.6	34.2	60.2	60.4	50.7	34.6	61.5	61.9	51.8	35.1	60.6	63.5	52.7	35.5	57.8	64.6	53.6	35.7	177.2		
190.3	55.7	56.0	47.3	32.8	56.2	57.6	48.5	33.3	55.2	59.0	49.5	33.7	53.0	60.4	50.5	34.2	50.4	61.4	51.1	34.2	190.3		
203.4	51.8	53.1	45.0	31.6	50.8	54.8	46.3	32.0	48.6	56.2	47.3	32.5	45.6	57.6	48.4	32.9	43.4	58.4	48.8	33.0	203.4		
216.5	47.0	50.3	43.0	30.4	43.9	52.0	44.1	30.9	41.7	53.6	45.2	31.3	38.6	55.1	46.3	31.7	36.8	55.8	46.7	32.0	216.5		
229.7	41.4	47.9	41.2	29.4	38.1	49.7	42.3	29.8	35.9	51.2	43.4	30.3	32.8	52.8	44.5	30.7	31.1	53.4	45.0	30.9	229.7		
242.8	36.2	45.7	39.5	28.5	32.9	47.5	40.6	28.9	30.7	49.0	41.7	29.3	27.6	50.5	42.8	29.8	25.8	51.2	43.3	30.0	242.8		
255.9	31.5	43.7	37.9	27.8	28.2	45.4	39.0	28.0	26.0	47.0	40.1	28.4	22.7	48.3	41.2	28.9	20.9	49.2	41.7	29.1	255.9		
269.0	27.4	41.9	36.6	27.0	24.1	43.5	37.7	27.4	21.9	45.0	38.8	27.7	18.6	46.4	39.8	28.1	16.8	47.3	40.2	28.4	269.0		
282.2	23.7	40.3	35.4	26.6	20.4	41.8	36.4	26.9	18.2	43.3	37.6	27.1	14.8	44.6	38.4	27.5	13.0	45.5	38.9	27.6	282.2		
288.7	22.0	39.5	34.9	26.5	18.7	41.1	35.9	26.7	16.5	42.5	37.0	26.9	13.0	43.8	37.8	27.2	11.2	44.7	38.3	27.3	288.7		
295.3	20.3	38.8	34.4	-	17.0	40.3	35.3	26.5	14.8	41.7	36.4	26.7	11.2	43.0	37.3	26.9	9.5	43.9	37.7	26.9	295.3		
301.8	18.8	38.2	34.0	-	15.4	39.7	34.8	26.2	13.2	41.0	35.8	26.5	9.7	42.4	36.7	26.7	7.9	43.2	37.3	26.7	301.8		
308.4	17.3	37.6	33.5	-	13.9	39.0	34.4	-	11.7	40.3	35.2	26.2	8.2	41.7	36.2	26.5	-	42.4	36.7	26.5	308.4		
315.0	15.9	37.0	33.1	-	12.3	38.4	34.0	-	10.1	39.7	34.6	26.0	-	40.8	35.7	26.2	-	41.7	36.2	26.2	315.0		
321.5	14.6	36.6	-	-	11.1	37.8	33.5	-	8.8	39.1	34.3	-	-	40.2	35.2	26.1	-	41.1	35.7	26.1	321.5		
324.8	13.9	36.4	-	-	10.5	37.6	33.3	-	8.2	38.8	34.1	-	-	39.9	34.9	26.0	-	40.8	35.5	26.0	324.8		
331.4	-	-	-	-	9.2	37.1	32.8	-	-	38.2	33.7	-	-	39.3	34.4	25.8	-	40.2	35.1	25.9	331.4		
334.6	-	-	-	-	8.6	36.8	-	-	-	37.9	33.5	-	-	39.0	34.2	-	-	39.9	34.8	25.8	334.6		
337.9	-	-	-	-	7.9	36.6	-	-	-	37.7	33.3	-	-	38.8	34.0	-	-	39.6	34.6	25.7	337.9		
341.2	-	-	-	-	-	36.4	-	-	-	37.4	33.2	-	-	38.5	33.8	-	-	39.4	34.5	25.6	341.2		
344.5	-	-	-	-	-	-	-	-	-	37.1	33.0	-	-	38.3	33.6	-	-	39.1	34.3	25.6	344.5		
347.8	-	-	-	-	-	-	-	-	-	36.9	32.8	-	-	38.0	33.4	-	-	38.9	34.1	-	347.8		
357.6	-	-	-	-	-	-	-	-	-	36.2	-	-	-	37.3	32.9	-	-	38.1	33.6	-	357.6		
360.9	-	-	-	-	-	-	-	-	-	-	-	-	-	37.0	32.8	-	-	37.9	33.4	-	360.9		
364.2	-	-	-	-	-	-	-	-	-	-	-	-	-	36.8	32.6	-	-	37.7	33.3	-	364.2		
374.0	-	-	-	-	-	-	-	-	-	-	-	-	-	36.2	-	-	-	37.0	32.8	-	374.0		
380.6	-	-	-	-	-	-	-	-	-	-	-	-	-	-	-	-	-	36.7	32.6	-	380.6		
387.1	-	-	-	-	-	-	-	-	-	-	-	-	-	-	-	-	-	36.3	-	-	387.1		
393.7	-	-	-	-	-	-	-	-	-	-	-	-	-	-	-	-	-	35.9	-	-	393.7		

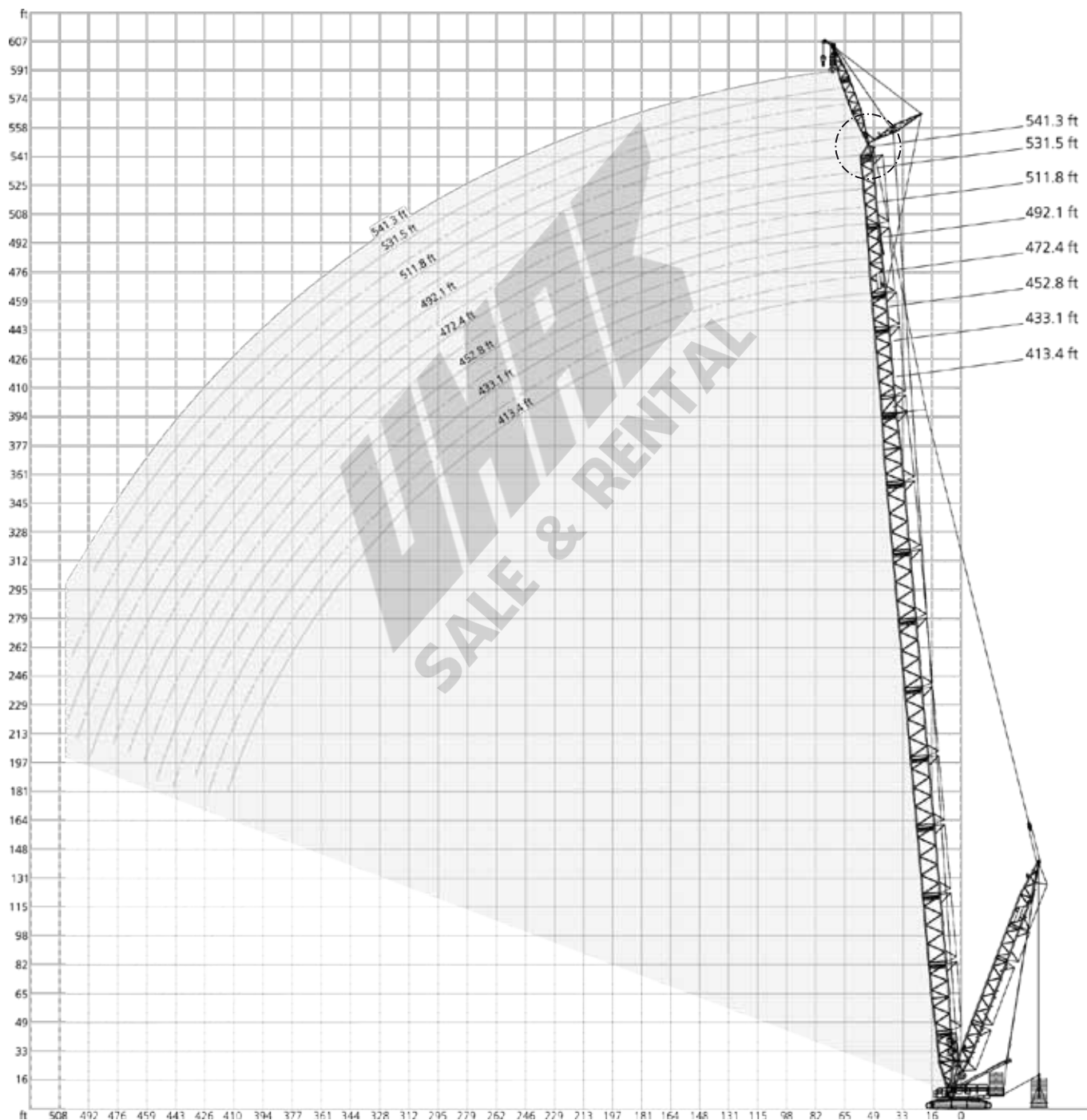
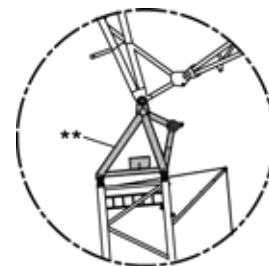
	0 lb	143,300 lb	209,500 lb	275,600 lb	363,800 lb	452,000 lb	584,300 lb	716,600 lb
--	------	------------	------------	------------	------------	------------	------------	------------

363,800 lb + 110,200 lb		27.6 ft			32.2 ft/s			360°			75%										
334.6 ft		354.3 ft			374.0 ft			393.7 ft			413.4 ft										
LSL+LF_2																					
118.1 ft																					
0 lb		0-716.6 klb			0 lb			0-716.6 klb			0 lb			0-716.6 klb							
15°		20°			30°			15°			20°			30°							
ft	1,000 lb														ft						
75.5	109.1	110.0	-	-	-	-	-	-	-	-	-	-	-	-	-	-	75.5				
78.7	107.1	107.8	-	-	107.4	108.2	-	-	107.6	108.5	-	-	-	-	-	-	78.7				
82.0	105.1	105.7	-	-	105.5	106.3	-	-	105.8	106.6	-	-	102.3	105.4	-	97.2	101.0	-	-	82.0	
85.3	103.0	103.6	81.1	-	103.6	104.3	-	-	104.1	104.7	-	-	101.4	103.6	-	-	97.2	100.3	-	-	85.3
88.6	101.1	101.7	79.8	-	101.7	102.4	80.0	-	102.3	103.0	80.2	-	100.6	102.2	-	-	97.2	99.9	-	-	88.6
91.9	99.2	99.9	78.5	-	99.9	100.5	78.7	-	100.5	101.2	78.9	-	99.9	100.8	78.5	-	97.2	99.4	77.8	-	91.9
98.4	95.7	96.3	76.1	-	96.6	97.2	76.3	-	97.4	97.9	76.7	-	97.0	97.7	76.5	-	95.9	96.8	75.8	-	98.4
101.7	94.2	94.8	75.0	46.7	95.1	95.7	75.3	-	95.8	96.5	75.7	-	95.2	96.3	75.5	-	93.5	95.5	75.0	-	101.7
105.0	92.7	93.3	73.9	46.2	93.6	94.1	74.2	46.1	94.3	95.0	74.7	46.1	93.6	94.9	74.5	-	91.1	94.3	74.1	-	105.0
108.3	91.2	91.7	72.8	45.6	92.2	92.6	73.2	45.5	92.8	93.6	73.6	45.6	92.2	93.5	73.5	45.4	89.1	93.0	73.2	45.0	108.3
111.5	89.7	90.2	71.7	45.0	90.7	91.1	72.2	45.0	91.3	92.2	72.6	45.1	90.7	92.1	72.5	44.9	87.7	91.8	72.3	44.5	111.5
124.7	84.0	84.4	67.6	42.9	83.8	85.6	68.3	43.0	82.7	86.8	68.8	43.1	81.5	87.0	68.9	43.0	79.5	86.9	68.9	42.8	124.7
137.8	78.7	79.1	63.9	41.0	77.8	80.5	64.6	41.2	73.2	81.8	65.3	41.2	69.9	82.5	65.7	41.2	67.0	82.2	65.5	41.2	137.8
150.9	70.5	74.4	60.6	39.2	66.9	75.9	61.4	39.5	62.5	77.2	62.2	39.6	59.2	78.2	62.8	39.8	56.4	78.0	62.5	39.8	150.9
164.0	62.2	70.1	57.5	37.6	57.2	71.7	58.3	37.8	52.7	73.0	59.2	38.1	49.5	74.1	59.9	38.3	47.0	73.9	59.7	38.3	164.0
177.2	53.4	66.1	54.7	36.2	48.5	67.7	55.6	36.4	43.9	69.0	56.4	36.6	41.0	70.1	57.1	36.8	38.6	70.1	56.9	36.8	177.2
190.3	46.2	62.9	52.2	34.7	41.3	64.3	53.1	35.1	36.8	65.6	53.9	35.3	33.8	66.7	54.6	35.5	31.5	66.7	54.5	35.5	190.3
203.4	39.5	60.0	49.9	33.4	34.7	61.2	50.7	33.8	30.3	62.5	51.6	34.0	27.3	63.6	52.2	34.2	25.1	63.6	52.2	34.2	203.4
216.5	33.3	57.3	47.8	32.4	28.7	58.4	48.5	32.6	24.3	59.5	49.4	32.8	21.4	60.6	50.0	33.1	19.2	60.6	50.0	33.1	216.5
229.7	27.7	55.0	46.1	31.4	23.5	56.1	46.7	31.6	19.1	57.2	47.6	31.8	16.4	58.1	48.1	32.0	14.2	58.0	48.3	32.0	229.7
242.8	22.5	52.7	44.4	30.4	18.6	53.8	45.0	30.6	14.3	54.9	45.9	30.9	11.7	55.7	46.3	31.1	9.5	55.8	46.6	31.1	242.8
246.1	21.3	52.1	44.0	30.1	17.4	53.2	44.6	30.4	13.2	54.3	45.5	30.6	10.6	55.2	45.9	30.9	8.4	55.2	46.2	30.9	246.1
252.6	18.8	51.0	43.2	29.6	15.1	52.1	43.8	30.0	11.0	53.2	44.7	30.2	8.4	54.1	45.1	30.4	-	54.1	45.4	30.4	252.6
255.9	17.6	50.5	42.8	29.3	13.9	51.6	43.4	29.8	9.9	52.7	44.3	30.0	-	53.6	44.8	30.2	-	53.6	45.0	30.2	255.9
262.5	15.6	49.5	42.0	29.0	11.8	50.7	42.7	29.3	7.9	51.8	43.6	29.6	-	52.6	44.0	29.8	-	52.7	44.2	29.8	262.5
269.0	13.5	48.6	41.3	28.6	9.7	49.7	42.0	28.9	-	50.8	42.8	29.2	-	51.7	43.3	29.5	-	51.8	43.5	29.5	269.0
272.3	12.5	48.1	40.9	28.4	8.6	49.2	41.7	28.7	-	50.3	42.5	29.1	-	51.2	42.9	29.3	-	51.4	43.1	29.3	272.3
282.2	9.6	46.8	39.9	27.9	-	47.9	40.7	28.3	-	48.9	41.4	28.5	-	49.8	41.9	28.7	-	50.0	42.1	28.7	282.2
288.7	7.7	46.1	39.3	27.6	-	47.1	39.9	27.9	-	48.1	40.8	28.1	-	48.9	41.2	28.4	-	49.2	41.4	28.4	288.7
295.3	-	45.2	38.6	27.3	-	46.3	39.2	27.6	-	47.2	40.1	27.8	-	48.1	40.6	28.0	-	48.3	40.8	28.0	295.3
308.4	-	43.7	37.6	26.8	-	44.7	38.2	27.0	-	45.7	38.9	27.2	-	46.4	39.4	27.4	-	46.7	39.6	27.4	308.4
321.5	-	42.3	36.6	26.2	-	43.2	37.2	26.5	-	44.3	37.8	26.7	-	45.0	38.3	26.8	-	45.3	38.5	26.8	321.5
334.6	-	41.0	35.7	25.8	-	41.9	36.2	26.0	-	43.0	36.8	26.2	-	43.7	37.3	26.2	-	43.9	37.5	26.2	334.6
347.8	-	40.0	34.8	25.5	-	40.9	35.4	25.7	-	41.8	35.9	25.8	-	42.5	36.4	25.9	-	42.7	36.6	25.9	347.8
357.6	-	39.2	34.2	25.4	-	40.1	34.9	25.5	-	41.0	35.3	25.6	-	41.4	35.8	25.6	-	41.9	36.0	25.5	357.6
360.9	-	38.9	34.1	-	-	39.8	34.7	25.4	-	40.7	35.1	25.5	-	41.2	35.6	25.6	-	41.6	35.8	25.4	360.9
374.0	-	37.9	33.5	-	-	38.8	34.0	25.1	-	39.7	34.4	25.1	-	40.3	34.8	25.1	-	40.6	35.1	25.1	374.0
387.1	-	37.2	32.9	-	-	37.9	33.4	-	-	38.8	33.8	24.9	-	39.3	34.2	25.0	-	39.7	34.3	24.8	387.1
397.0	-	36.6	32.4	-	-	37.3	33.0	-	-	38.2	33.4	-	-	38.6	33.8	24.8	-	39.1	33.8	24.7	397.0
400.3	-	36.5	-	-	-	37.2	32.8	-	-	38.0	33.3	-	-	38.4	33.7	24.7	-	38.9	33.7	24.6	400.3
403.5	-	36.3	-	-	-	37.0	32.7	-	-	37.8	33.2	-	-	38.3	33.5	24.7	-	38.7	33.6	24.6	403.5
410.1	-	35.9	-	-	-	36.6	32.5	-	-	37.4	33.0	-	-	37.9	33.2	-	-	38.3	33.4	24.5	410.1
413.4	-	-	-	-	-	36.4	32.4	-	-	37.3	32.8	-	-	37.7	33.1	-	-	38.1	33.3	24.5	413.4
416.7	-	-	-	-	-	36.2	-	-	-	37.1	32.7	-	-	37.6	33.0	-	-	38.0	33.2	24.5	416.7
426.5	-	-	-	-	-	35.7	-	-	-	36.5	32.3	-	-	37.1	32.8	-	-	37.4	32.8	-	426.5
429.8	-	-	-	-	-	-	-	-	-	36.4	32.2	-	-	37.0	32.7	-	-	37.2	32.7	-	429.8
439.6	-	-	-	-	-	-	-	-	-	35.9	-	-	-	36.5	32.4	-	-	36.8	32.5	-	439.6
442.9	-	-	-	-	-	-	-	-	-	35.7	-	-	-	36.4	32.3	-	-	36.7	32.4	-	442.9
446.2	-	-	-	-	-	-	-	-	-	-	-	-	-	36.2	32.2	-	-	36.6	32.3	-	446.2
452.8	-	-	-	-	-	-	-	-	-	-	-	-	-	35.9	-	-	-	36.4	32.2	-	452.8
459.3	-	-	-	-	-	-	-	-	-	-	-	-	-	35.7	-	-	-	36.2	32.0	-	459.3
465.9	-	-	-	-	-	-	-	-	-	-	-	-	-	-	-	-	-	35.9	28.9	-	465.9
479.0	-	-	-	-	-	-	-	-	-	-	-	-	-	-	-	-	-	35.5	-	-	479.0

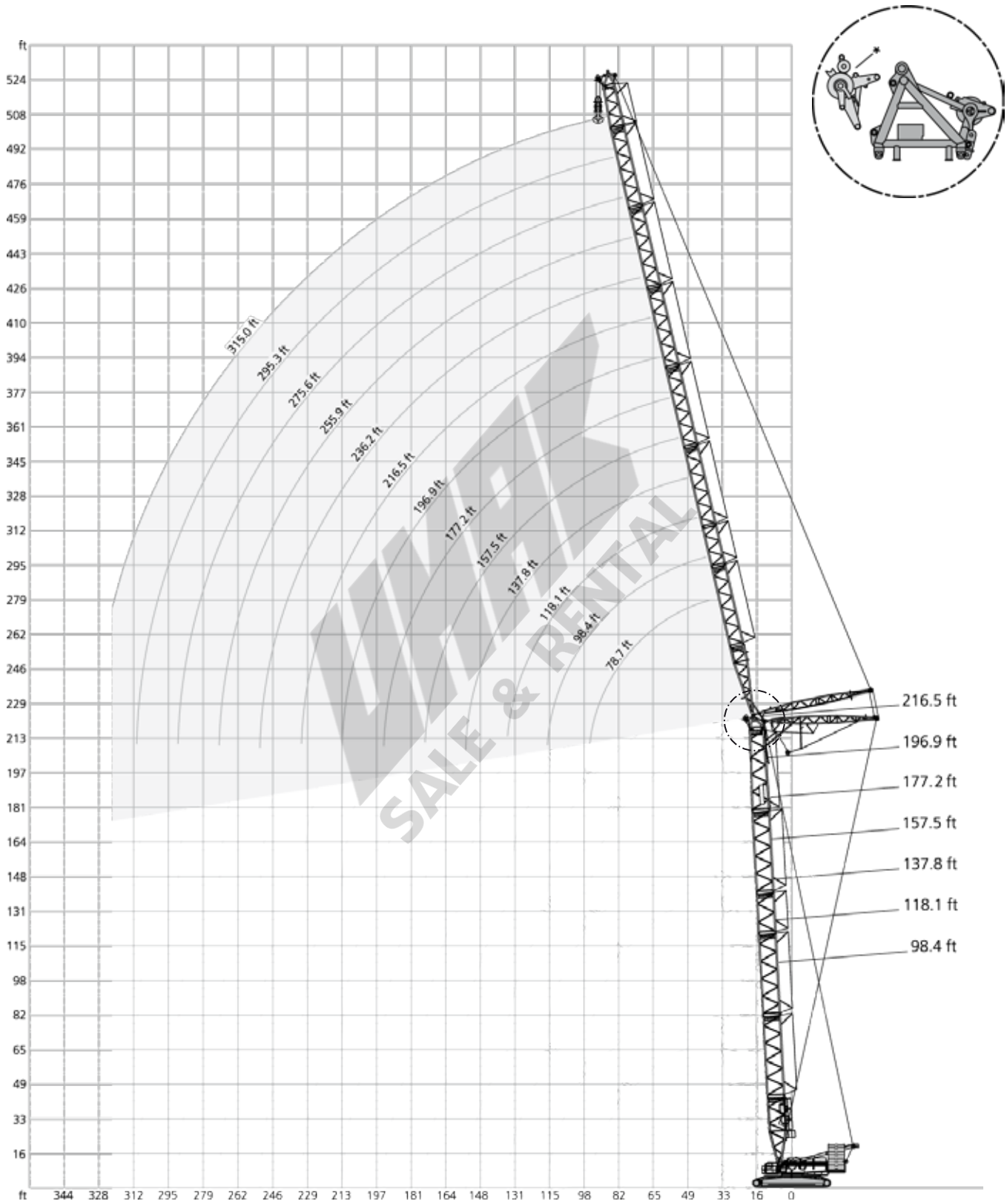


363,800 lb + 110,200 lb		27.6 ft		32.2 ft/s		360°		75%		
433.1 ft			452.8 ft			472.4 ft				
LSL+LF_2										
118.1 ft										
0 lb		0-716.6 klb		0 lb		0-716.6 klb		0 lb		
15°		20°		30°		15°		20°		
30°		15°		20°		30°		15°		
20°		30°		15°		20°		30°		
ft		1,000 lb								ft
85.3	89.3	93.3	-	-	80.5	83.6	-	-	-	85.3
88.6	89.3	93.1	-	-	80.5	83.4	-	-	71.7	88.6
91.9	89.3	93.0	-	-	80.5	83.3	-	-	71.7	91.9
95.1	89.2	92.6	76.1	-	80.5	83.2	72.1	-	71.5	95.1
98.4	89.1	92.2	75.2	-	80.5	83.1	71.9	-	71.4	98.4
111.5	83.3	89.5	71.9	44.3	77.1	81.9	69.7	-	70.1	111.5
114.8	82.9	89.0	71.1	43.9	76.8	81.6	69.2	43.7	69.8	114.8
124.7	76.1	86.3	68.8	42.7	70.3	80.2	67.5	42.4	63.9	124.7
137.8	63.5	82.0	65.7	41.2	60.8	77.8	64.8	40.8	57.5	137.8
150.9	53.2	78.0	62.8	39.8	50.7	75.0	62.0	39.3	47.4	150.9
164.0	43.9	74.2	60.0	38.3	41.5	72.3	59.4	37.9	38.3	164.0
177.2	35.5	70.5	57.3	36.8	33.3	69.7	56.9	36.6	30.2	177.2
190.3	28.6	67.3	55.0	35.6	26.4	67.0	54.5	35.4	23.4	190.3
203.4	22.2	64.2	52.7	34.5	20.1	64.4	52.3	34.2	17.2	203.4
216.5	16.3	61.3	50.5	33.3	14.3	61.9	50.3	33.1	11.5	216.5
223.1	13.8	60.0	49.5	32.8	11.9	60.7	49.4	32.6	8.8	223.1
229.7	11.3	58.6	48.5	32.3	9.4	59.4	48.5	32.0	-	229.7
232.9	10.1	58.0	48.1	32.0	8.2	58.8	48.1	31.8	-	232.9
236.2	8.8	57.3	47.6	31.7	-	58.2	47.6	31.5	-	236.2
242.8	-	56.2	46.8	31.3	-	57.0	46.8	31.1	-	242.8
255.9	-	54.0	45.2	30.4	-	54.7	45.2	30.2	-	255.9
269.0	-	52.2	43.9	29.5	-	52.5	43.9	29.5	-	269.0
282.2	-	50.5	42.5	28.7	-	50.6	42.5	28.7	-	282.2
295.3	-	48.7	41.2	28.0	-	48.9	41.2	28.0	-	295.3
308.4	-	47.3	39.9	27.4	-	47.4	40.1	27.5	-	308.4
321.5	-	45.9	38.9	26.9	-	46.1	38.9	26.8	-	321.5
334.6	-	44.5	37.7	26.2	-	44.8	37.9	26.2	-	334.6
347.8	-	43.2	36.8	25.8	-	43.4	37.0	25.9	-	347.8
360.9	-	42.0	36.0	25.5	-	42.3	36.2	25.4	-	360.9
374.0	-	41.0	35.3	25.1	-	41.2	35.3	25.1	-	374.0
387.1	-	40.0	34.5	24.8	-	40.2	34.7	24.8	-	387.1
400.3	-	39.1	33.9	24.6	-	39.3	34.1	24.5	-	400.3
413.4	-	38.4	33.3	24.5	-	38.6	33.5	24.3	-	413.4
426.5	-	37.6	32.8	24.3	-	37.9	33.1	24.1	-	426.5
433.1	-	37.3	32.6	24.0	-	37.5	32.8	24.0	-	433.1
439.6	-	37.1	32.6	-	-	37.2	32.6	24.0	-	439.6
446.2	-	36.9	32.4	-	-	36.9	32.4	23.8	-	446.2
452.8	-	36.6	32.2	-	-	36.6	32.2	-	-	452.8
462.6	-	36.3	32.1	-	-	36.3	32.0	-	-	462.6
465.9	-	36.2	32.0	-	-	36.2	31.9	-	-	465.9
479.0	-	35.8	31.7	-	-	35.8	31.7	-	-	479.0
482.3	-	35.7	31.7	-	-	35.7	31.6	-	-	482.3
492.1	-	35.5	-	-	-	35.5	31.5	-	-	492.1
495.4	-	35.3	-	-	-	35.5	31.5	-	-	495.4
498.7	-	-	-	-	-	35.4	31.5	-	-	498.7
511.8	-	-	-	-	-	35.3	-	-	-	511.8
518.4	-	-	-	-	-	-	-	-	-	518.4
528.2	-	-	-	-	-	-	-	-	-	528.2





** Option



* Attachable

452,000 lb + 110,200 lb		27.6 ft		32.2 ft/s		360°		75%									
118.1 ft																	
78.7 ft			98.4 ft			118.1 ft			137.8 ft			157.5 ft					
SW_1																	
87°/85°			75°			65°			87°/85°			75°			65°		
ft			1,000 lb														
36.1	597.5	-	-	-	-	-	-	-	-	-	-	-	-	-	-	-	-
39.4	549.0	-	-	524.7	-	-	-	-	-	-	-	-	-	-	-	-	-
45.9	471.8	-	-	454.2	-	-	434.3	-	-	-	-	-	-	-	-	-	-
49.2	440.9	-	-	423.3	-	-	407.9	-	-	392.4	-	-	-	-	-	-	-
52.5	414.5	-	-	399.0	-	-	383.6	-	-	370.4	-	-	-	-	-	-	-
55.8	390.2	-	-	374.8	-	-	361.6	-	-	348.3	-	-	335.1	-	-	-	-
59.1	368.2	-	-	354.9	-	-	341.7	-	-	330.7	-	-	317.5	-	-	-	-
65.6	328.5	-	-	319.7	-	-	308.6	-	-	297.6	-	-	286.6	-	-	-	-
72.2	288.8	-	-	284.4	-	-	280.0	-	-	271.2	-	-	260.1	-	-	-	-
75.5	272.3	242.5	-	269.0	-	-	265.7	-	-	260.1	-	-	249.1	-	-	-	-
78.7	255.7	229.3	-	253.5	-	-	251.3	-	-	249.1	-	-	238.1	-	-	-	-
85.3	229.3	207.2	-	227.1	203.9	-	227.1	-	-	224.9	-	-	220.5	-	-	-	-
91.9	205.0*	187.4	-	207.2	184.1	-	205.0	181.9	-	203.9	-	-	201.7	-	-	-	-
98.4	-	170.9	-	188.5	167.6	-	187.4	165.3	-	186.3	-	-	184.1	-	-	-	-
101.7	-	164.2	-	181.1	161.2	-	180.2	159.0	-	179.1	156.5	-	176.6	-	-	-	-
108.3	-	151.0	135.6	166.4	148.5	-	165.9	146.3	-	164.8	144.0	-	161.8	141.1	-	-	-
111.5	-	144.4	131.2	157.6*	142.2	-	158.7	140.0	-	157.6	137.8	-	154.3	134.5	-	-	-
114.8	-	138.9	126.5	-	137.2	-	153.2	135.0	-	152.1	132.8	-	148.8	129.5	-	-	-
118.1	-	-	121.8	-	132.3	117.9	147.7	130.1	-	146.6	127.9	-	143.3	124.6	-	-	-
124.7	-	-	112.4	-	122.4	109.6	136.7	120.2	-	135.6	117.9	-	132.3	114.6	-	-	-
131.2	-	-	105.7	-	114.6	102.4	125.7*	112.5	99.6	126.8	110.7	-	124.0	107.4	-	-	-
134.5	-	-	102.3	-	-	98.8	-	108.7	96.3	122.4	107.0	-	119.9	103.7	-	-	-
137.8	-	-	-	-	-	95.5	-	104.9	93.0	117.9	103.4	-	115.7	100.1	-	-	-
141.1	-	-	-	-	-	92.7	-	101.9	90.2	114.6	100.3	88.4	112.3	97.0	-	-	-
150.9	-	-	-	-	-	84.4	-	92.8	81.8	103.0*	91.1	80.0	102.1	87.7	-	-	-
154.2	-	-	-	-	-	-	-	79.5	-	88.6	77.7	99.3	99.3	85.2	73.2	-	-
164.0	-	-	-	-	-	-	-	72.8	-	81.1	70.5	91.1	91.1	77.6	66.1	-	-
170.6	-	-	-	-	-	-	-	68.8	-	76.9	66.6	84.0*	84.0*	73.4	62.2	-	-
177.2	-	-	-	-	-	-	-	-	-	-	62.6	-	-	69.2	58.2	-	-
190.3	-	-	-	-	-	-	-	-	-	-	56.4	-	-	62.4	51.6	-	-
203.4	-	-	-	-	-	-	-	-	-	-	-	-	-	-	46.1	-	-
210.0	-	-	-	-	-	-	-	-	-	-	-	-	-	-	43.9	-	-

* Main boom angle 85°

Main boom angle 87°, 85°, 75° and 65°, capacities for intermediate boom positions are calculated by the crane control system IC-1

452,000 lb + 110,200 lb		27.6 ft		32.2 ft/s		360°		75%		
118.1 ft										
177.2 ft			196.9 ft			216.5 ft			236.2 ft	
SW_1										
87°/85° 75° 65°			87°/85° 75° 65°			87°/85° 75° 65°			87°/85° 75° 65°	
ft			1,000 lb							
59.1	306.4	-	-	-	-	-	-	-	-	-
62.3	291.0	-	-	282.2	-	-	-	-	-	-
65.6	277.8	-	-	266.8	-	-	-	-	-	-
68.9	265.7	-	-	255.7	-	-	246.9	-	-	-
72.2	253.5	-	-	244.7	-	-	235.9	-	-	218.3
78.7	231.5	-	-	222.7	-	-	217.2	-	-	209.4
85.3	213.8	-	-	206.1	-	-	200.6	-	-	192.9
91.9	198.4	-	-	191.8	-	-	185.2	-	-	178.6
98.4	183.0	-	-	177.5	-	-	172.0	-	-	166.4
111.5	154.3	-	-	152.1	-	-	149.9	-	-	144.4
118.1	143.3	123.5	-	141.1	-	-	139.4	-	-	135.6
124.7	132.3	114.6	-	130.1	-	-	129.0	-	-	126.8
128.0	127.9	110.8	-	125.9	108.5	-	124.6	-	-	122.6
134.5	119.0	103.2	-	117.7	101.0	-	115.7	99.0	-	114.4
137.8	114.6	99.4	-	113.5	97.2	-	111.3	95.5	-	110.2
144.4	108.1	93.1	-	106.6	90.8	-	104.8	89.3	-	103.6
150.9	101.6	87.1	-	99.6	84.7	-	98.3	83.1	-	87.3
164.0	90.2	76.7	65.0	88.2	74.5	-	86.9	72.8	-	97.0
173.9	83.1	70.4	59.1	80.9	67.9	56.0	79.6	66.1	-	81.4
177.2	80.7	68.3	57.1	78.5	65.7	54.0	77.2	63.9	-	78.0
187.0	72.5*	62.7	52.0	72.5	60.1	49.1	71.0	58.0	46.7	75.6
190.3	-	60.8	50.3	70.5	58.2	47.4	69.0	56.2	45.2	61.7
196.9	-	57.8	47.4	67.1	54.9	44.4	65.6	53.0	42.1	56.1
203.4	-	54.7	44.5	63.7	51.8	41.4	62.2	49.8	39.5	54.2
206.7	-	53.1	43.3	60.4*	50.4	40.2	60.7	48.4	38.2	50.9
210.0	-	51.8	42.1	-	49.1	39.0	59.2	47.0	36.9	47.6
216.5	-	-	39.7	-	46.3	36.6	56.2	44.1	34.4	46.2
226.4	-	-	36.5	-	42.5	33.5	50.5*	40.5	31.1	45.8
229.7	-	-	35.5	-	-	32.4	-	39.2	30.0	44.8
242.8	-	-	-	-	-	28.7	-	35.1	26.2	41.9
246.1	-	-	-	-	-	27.8	-	34.2	25.5	41.9
255.9	-	-	-	-	-	-	-	23.1	-	41.0*
265.7	-	-	-	-	-	-	-	20.9	-	31.7
269.0	-	-	-	-	-	-	-	-	-	28.9
282.2	-	-	-	-	-	-	-	-	-	26.5
285.4	-	-	-	-	-	-	-	-	-	18.2
										17.4
										14.8
										14.3

* Main boom angle 85°

Main boom angle 87°, 85°, 75° and 65°, capacities for intermediate boom positions are calculated by the crane control system IC-1

452,000 lb + 110,200 lb		27.6 ft		32.2 ft/s		360°		75%			
118.1 ft											
255.9 ft			275.6 ft			295.3 ft			315.0 ft		
SW_1											
87°/85° 75° 65°			87°/85° 75° 65°			87°/85° 75° 65°			87°/85° 75° 65°		
ft			1,000 lb								
75.5	186.3	-	-	-	-	-	-	-	-	-	
78.7	185.2	-	-	-	-	-	-	-	-	-	
82.0	184.1	-	-	157.6	-	-	-	-	-	-	
85.3	183.0	-	-	156.5	-	-	134.5	-	-	-	
88.6	178.0	-	-	155.4	-	-	133.4	-	-	115.7	
91.9	173.1	-	-	154.3	-	-	132.3	-	-	114.6	
98.4	160.9	-	-	153.2	-	-	131.2	-	-	113.5	
111.5	140.0	-	-	134.5	-	-	129.0	-	-	111.3	
124.7	122.4	-	-	117.9	-	-	113.5	-	-	108.7	
137.8	108.9	-	-	104.1	-	-	100.3	-	-	95.5	
150.9	95.5	79.4	-	92.6	-	-	88.8	-	-	84.2	
160.8	86.9	71.6	-	84.3	67.9	-	81.4	-	-	77.1	
164.0	84.0	69.0	-	81.6	65.7	-	78.9	-	-	74.7	
167.3	81.6	66.6	-	79.1	63.4	-	76.8	60.2	-	72.6	
177.2	74.3	60.0	-	71.9	56.7	-	70.5	54.7	-	66.4	
190.3	65.9	52.2	-	63.5	48.9	-	62.4	47.4	-	59.1	
203.4	58.9	45.6	-	56.2	42.3	-	54.9	40.8	-	52.7	
210.0	55.7	42.8	32.4	52.9	39.6	-	51.6	37.9	-	49.5	
216.5	52.5	39.9	30.0	49.8	36.8	-	48.3	35.1	-	46.3	
219.8	51.0	38.6	28.8	48.4	35.5	25.4	46.8	33.8	-	44.9	
229.7	47.0	35.1	25.6	44.1	31.7	22.0	42.5	30.2	-	40.6	
232.9	45.7	34.0	24.6	42.8	30.6	21.1	41.3	29.1	19.2	39.2	
242.8	41.9	30.6	21.6	39.0	27.3	18.3	37.5	25.8	16.3	35.3	
255.9	37.5	26.7	18.3	34.6	23.6	14.8	32.8	21.8	13.0	30.9	
262.5	33.7*	25.0	16.7	32.6	21.8	13.3	30.9	20.1	11.5	28.8	
265.7	32.8*	24.2	15.9	31.6	20.9	12.6	29.9	19.2	10.7	27.7	
269.0	-	23.4	15.2	30.6	20.1	11.9	28.9	18.3	9.9	26.7	
272.3	-	22.6	14.6	29.8	19.3	11.2	28.0	17.5	9.3	25.8	
282.2	-	20.3	12.6	25.4*	17.0	9.0	25.4	15.2	-	23.1	
285.4	-	19.6	12.0	-	16.3	-	24.5	14.5	-	22.3	
295.3	-	-	10.1	-	14.3	-	22.0	12.3	-	19.8	
298.6	-	-	9.6	-	13.7	-	21.4	11.7	-	19.1	
301.8	-	-	9.0	-	13.2	-	19.2*	11.1	-	18.4	
305.1	-	-	-	-	12.6	-	-	10.5	-	17.7	
308.4	-	-	-	-	-	-	-	9.9	-	17.0	
311.7	-	-	-	-	-	-	-	9.3	-	16.2	
321.5	-	-	-	-	-	-	-	-	-	12.8*	

* Main boom angle 85°

Main boom angle 87°, 85°, 75° and 65°, capacities for intermediate boom positions are calculated by the crane control system IC-1

452,000 lb + 110,200 lb		27.6 ft		32.2 ft/s		360°		75%									
137.8 ft																	
78.7 ft			98.4 ft			118.1 ft			137.8 ft			157.5 ft					
SW_1																	
87°/85°			75°			65°			87°/85°			75°			65°		
ft			1,000 lb														
39.4	524.7	-	-	-	-	-	-	-	-	-	-	-	-	-	-	-	-
42.7	485.0	-	-	465.2	-	-	-	-	-	-	-	-	-	-	-	-	-
45.9	451.9	-	-	434.3	-	-	416.7	-	-	-	-	-	-	-	-	-	-
49.2	423.3	-	-	407.9	-	-	390.2	-	-	377.0	-	-	-	-	-	-	-
52.5	399.0	-	-	383.6	-	-	368.2	-	-	354.9	-	-	-	-	-	-	-
55.8	374.8	-	-	361.6	-	-	348.3	-	-	335.1	-	-	321.9	-	-	-	-
59.1	354.9	-	-	341.7	-	-	328.5	-	-	319.7	-	-	306.4	-	-	-	-
65.6	319.7	-	-	308.6	-	-	297.6	-	-	288.8	-	-	277.8	-	-	-	-
72.2	286.6	-	-	282.2	-	-	271.2	-	-	262.4	-	-	251.3	-	-	-	-
78.7	253.5	-	-	251.3	-	-	249.1	-	-	240.3	-	-	231.5	-	-	-	-
82.0	241.4	211.6	-	239.2	-	-	237.0	-	-	231.5	-	-	222.7	-	-	-	-
85.3	229.3	200.6	-	227.1	-	-	224.9	-	-	222.7	-	-	213.8	-	-	-	-
91.9	203.9*	181.9	-	205.0	178.6	-	203.9	-	-	202.8	-	-	198.4	-	-	-	-
95.1	194.0*	173.6	-	196.2	170.3	-	195.1	-	-	194.0	-	-	190.7	-	-	-	-
98.4	-	165.3	-	187.4	162.0	-	186.3	159.8	-	185.2	-	-	183.0	-	-	-	-
108.3	-	146.3	-	165.3	143.0	-	164.8	140.8	-	163.7	138.9	-	160.7	-	-	-	-
111.5	-	140.0	-	155.4*	136.7	-	157.6	134.5	-	156.5	133.4	-	153.2	-	-	-	-
114.8	-	135.0	-	149.9*	132.0	-	152.1	129.8	-	151.0	128.4	-	148.0	124.6	-	-	-
118.1	-	130.1	113.5	-	127.3	-	146.6	125.1	-	145.5	123.5	-	142.7	119.8	-	-	-
124.7	-	-	106.0	-	117.9	-	135.6	115.7	-	134.5	113.5	-	132.3	110.2	-	-	-
128.0	-	-	102.7	-	114.3	98.8	131.2	112.0	-	130.3	110.0	-	127.9	106.6	-	-	-
131.2	-	-	99.3	-	110.6	95.5	123.5*	108.2	-	126.2	106.5	-	123.5	103.1	-	-	-
137.8	-	-	92.6	-	103.2	89.1	-	100.8	86.2	117.9	99.4	-	114.6	95.9	-	-	-
141.1	-	-	89.7	-	-	86.3	-	97.8	83.4	114.5	96.4	-	111.3	92.9	-	-	-
150.9	-	-	-	-	-	78.0	-	88.8	75.2	101.6*	87.3	73.2	101.2	83.8	-	-	-
157.5	-	-	-	-	-	73.6	-	84.0	70.7	-	82.5	68.6	95.7	78.9	-	-	-
160.8	-	-	-	-	-	71.4	-	-	68.4	-	80.0	66.2	92.9	76.5	61.7	-	-
164.0	-	-	-	-	-	-	-	-	66.1	-	77.6	63.9	90.2	74.1	59.5	-	-
170.6	-	-	-	-	-	-	-	-	62.5	-	73.6	60.2	82.7*	69.9	55.8	-	-
177.2	-	-	-	-	-	-	-	-	58.9	-	69.7	56.4	-	65.7	52.0	-	-
180.4	-	-	-	-	-	-	-	-	57.3	-	-	55.0	-	63.9	50.4	-	-
190.3	-	-	-	-	-	-	-	-	-	-	-	50.5	-	58.6	45.6	-	-
193.6	-	-	-	-	-	-	-	-	-	-	-	49.2	-	57.1	44.3	-	-
200.1	-	-	-	-	-	-	-	-	-	-	-	46.7	-	-	41.7	-	-
203.4	-	-	-	-	-	-	-	-	-	-	-	-	-	-	40.6	-	-
216.5	-	-	-	-	-	-	-	-	-	-	-	-	-	-	-	36.2	-

* Main boom angle 85°

Main boom angle 87°, 85°, 75° and 65°, capacities for intermediate boom positions are calculated by the crane control system IC-1

452,000 lb + 110,200 lb		27.6 ft		32.2 ft/s		360°		75%			
137.8 ft											
177.2 ft			196.9 ft			216.5 ft			236.2 ft		
SW_1											
87°/85° 75° 65°			87°/85° 75° 65°			87°/85° 75° 65°			87°/85° 75° 65°		
ft				1,000 lb							
59.1	295.4	-	-	-	-	-	-	-	-	-	-
65.6	266.8	-	-	257.9	-	-	-	-	-	-	-
68.9	255.7	-	-	246.9	-	-	238.1	-	-	-	-
72.2	244.7	-	-	235.9	-	-	229.3	-	-	209.4	-
78.7	224.9	-	-	217.2	-	-	210.5	-	-	202.8	-
85.3	207.2	-	-	200.6	-	-	194.0	-	-	187.4	-
91.9	191.8	-	-	185.2	-	-	179.7	-	-	173.1	-
98.4	178.6	-	-	172.0	-	-	167.6	-	-	160.9	-
111.5	153.2	-	-	151.0	-	-	145.5	-	-	140.0	-
124.7	131.2	110.2	-	130.1	-	-	129.0	-	-	123.5	-
131.2	122.9	102.7	-	121.3	100.1	-	120.2	-	-	116.7	-
137.8	114.6	95.5	-	112.4	93.0	-	111.3	-	-	110.0	-
141.1	111.2	92.4	-	109.1	90.0	-	107.9	88.2	-	106.6	-
147.6	104.2	86.4	-	102.3	83.9	-	101.1	82.3	-	99.8	79.6
150.9	100.8	83.3	-	99.0	80.9	-	97.7	79.4	-	96.3	77.2
164.0	89.5	73.4	-	87.5	70.8	-	86.2	68.8	-	84.9	66.8
173.9	82.4	67.0	52.9	80.2	64.2	-	78.9	62.2	-	77.5	60.2
177.2	80.0	64.8	51.1	77.8	61.9	-	76.5	60.2	-	75.2	58.0
183.7	75.8	61.2	48.0	73.9	58.3	44.8	72.3	56.4	-	71.1	54.3
190.3	69.7*	57.5	44.8	69.9	54.7	41.7	68.3	52.7	-	67.0	50.7
193.6	-	55.9	43.2	68.2	53.1	40.3	66.6	51.1	37.9	65.3	49.1
203.4	-	51.1	39.2	63.1	48.5	36.2	61.5	46.5	34.0	60.0	44.3
206.7	-	49.9	38.1	59.4*	47.1	35.0	60.0	45.1	32.8	58.4	42.9
210.0	-	48.6	36.9	58.0*	45.7	33.8	58.5	43.8	31.6	56.9	41.5
213.3	-	47.4	35.8	-	44.4	32.7	57.0	42.4	30.5	55.3	40.1
216.5	-	-	34.6	-	43.0	31.5	55.6	41.0	29.3	53.8	38.8
226.4	-	-	31.6	-	39.7	28.5	49.4*	37.5	26.2	49.7	35.2
229.7	-	-	30.6	-	38.6	27.6	-	36.4	25.4	48.3	34.0
232.9	-	-	29.8	-	37.5	26.7	-	35.3	24.5	47.1	32.9
236.2	-	-	28.9	-	-	25.8	-	34.3	23.6	45.9	31.9
242.8	-	-	-	-	-	24.0	-	32.2	21.8	43.4	29.8
246.1	-	-	-	-	-	23.3	-	31.3	21.1	39.9*	28.9
252.6	-	-	-	-	-	21.9	-	29.5	19.5	-	27.1
255.9	-	-	-	-	-	21.2	-	-	18.7	-	26.2
269.0	-	-	-	-	-	-	-	-	16.1	-	22.9
272.3	-	-	-	-	-	-	-	-	15.4	-	22.3
275.6	-	-	-	-	-	-	-	-	15.0	-	22.0
282.2	-	-	-	-	-	-	-	-	-	-	10.8
292.0	-	-	-	-	-	-	-	-	-	-	9.3

* Main boom angle 85°

Main boom angle 87°, 85°, 75° and 65°, capacities for intermediate boom positions are calculated by the crane control system IC-1

452,000 lb + 110,200 lb		27.6 ft		32.2 ft/s		360°		75%											
137.8 ft																			
255.9 ft			275.6 ft			295.3 ft			315.0 ft										
SW_1																			
87°/85°			75°			65°			87°/85°			75°			65°				
ft				1,000 lb															
78.7	177.5	-	-	-	-	-	-	-	-	-	-	-	-	-	-	-	-	-	-
82.0	176.4	-	-	151.0	-	-	-	-	-	-	-	-	-	-	-	-	-	-	-
85.3	175.3	-	-	149.9	-	-	129.0	-	-	-	-	-	-	-	-	-	-	-	-
91.9	167.6	-	-	148.8	-	-	127.9	-	-	-	110.2	-	-	-	-	-	-	-	-
98.4	155.4	-	-	146.6	-	-	125.7	-	-	-	109.6	-	-	-	-	-	-	-	-
111.5	135.6	-	-	130.1	-	-	123.5	-	-	-	107.4	-	-	-	-	-	-	-	-
124.7	119.0	-	-	113.5	-	-	110.0	-	-	-	104.9	-	-	-	-	-	-	-	-
137.8	105.6	-	-	100.8	-	-	96.8	-	-	-	92.2	-	-	-	-	-	-	-	-
150.9	94.1	-	-	89.5	-	-	85.8	-	-	-	81.4	-	-	-	-	-	-	-	-
157.5	88.8	68.6	-	84.7	-	-	81.0	-	-	-	76.7	-	-	-	-	-	-	-	-
164.0	83.3	64.6	-	79.8	60.0	-	76.3	-	-	-	72.1	-	-	-	-	-	-	-	-
173.9	76.1	58.3	-	73.4	54.5	-	70.2	50.9	-	-	66.0	-	-	-	-	-	-	-	-
177.2	73.6	56.2	-	71.2	52.7	-	68.1	49.4	-	-	63.9	-	-	-	-	-	-	-	-
180.4	71.6	54.3	-	69.2	50.9	-	66.3	47.8	-	-	62.2	43.2	-	-	-	-	-	-	-
190.3	65.5	48.7	-	63.1	45.4	-	60.8	43.2	-	-	56.9	38.8	-	-	-	-	-	-	-
203.4	58.4	42.3	-	55.8	39.0	-	54.2	37.5	-	-	50.5	33.5	-	-	-	-	-	-	-
216.5	52.0	36.8	24.7	49.2	33.5	-	47.8	32.0	-	-	45.0	28.9	-	-	-	-	-	-	-
229.7	46.3	32.0	20.7	43.4	28.9	17.2	42.1	27.1	-	-	39.9	24.7	-	-	-	-	-	-	-
239.5	42.7	28.8	18.1	39.6	25.6	14.6	38.3	24.0	12.6	-	36.1	21.6	-	-	-	-	-	-	-
242.8	41.4	27.8	17.2	38.4	24.5	13.7	37.0	22.9	11.7	-	34.8	20.5	-	-	-	-	-	-	-
252.6	38.1	25.0	14.7	35.1	21.8	11.2	33.6	20.1	9.3	-	31.5	17.7	-	-	-	-	-	-	-
255.9	37.0	24.0	13.9	34.0	20.9	10.4	32.4	19.2	-	-	30.4	16.8	-	-	-	-	-	-	-
262.5	35.1	22.4	12.5	32.1	19.2	9.0	30.4	17.5	-	-	28.3	15.1	-	-	-	-	-	-	-
265.7	32.0*	21.6	11.7	31.1	18.3	-	29.4	16.7	-	-	27.3	14.3	-	-	-	-	-	-	-
269.0	-	20.7	11.0	30.2	17.4	-	28.4	15.9	-	-	26.2	13.4	-	-	-	-	-	-	-
278.9	-	18.6	9.0	27.6	15.2	-	25.8	13.6	-	-	23.6	11.1	-	-	-	-	-	-	-
282.2	-	17.9	-	24.7*	14.6	-	24.9	12.8	-	-	22.7	10.4	-	-	-	-	-	-	-
285.4	-	17.2	-	23.8*	13.9	-	24.1	12.1	-	-	21.9	9.7	-	-	-	-	-	-	-
288.7	-	16.5	-	-	13.2	-	23.3	11.5	-	-	21.1	9.0	-	-	-	-	-	-	-
295.3	-	-	-	-	11.9	-	21.6	10.1	-	-	19.4	-	-	-	-	-	-	-	-
301.8	-	-	-	-	10.8	-	18.3*	8.8	-	-	18.0	-	-	-	-	-	-	-	-
305.1	-	-	-	-	10.3	-	17.6*	-	-	-	17.3	-	-	-	-	-	-	-	-
308.4	-	-	-	-	9.7	-	-	-	-	-	16.5	-	-	-	-	-	-	-	-
321.5	-	-	-	-	-	-	-	-	-	-	11.9*	-	-	-	-	-	-	-	-

* Main boom angle 85°

Main boom angle 87°, 85°, 75° and 65°, capacities for intermediate boom positions are calculated by the crane control system IC-1

452,000 lb + 110,200 lb		27.6 ft		32.2 ft/s		360°		75%									
157.5 ft																	
78.7 ft			98.4 ft			118.1 ft			137.8 ft			157.5 ft					
SW_1																	
87°/85°			75°			65°			87°/85°			75°			65°		
ft			1,000 lb														
39.4	498.2	-	-	-	-	-	-	-	-	-	-	-	-	-			
42.7	463.0	-	-	445.3	-	-	-	-	-	-	-	-	-	-			
45.9	434.3	-	-	416.7	-	-	399.0	-	-	-	-	-	-	-			
52.5	381.4	-	-	368.2	-	-	354.9	-	-	341.7	-	-	-	-			
55.8	361.6	-	-	348.3	-	-	335.1	-	-	324.1	-	-	310.9	-			
59.1	341.7	-	-	328.5	-	-	317.5	-	-	306.4	-	-	295.4	-			
65.6	308.6	-	-	297.6	-	-	286.6	-	-	277.8	-	-	266.8	-			
72.2	282.2	-	-	271.2	-	-	262.4	-	-	253.5	-	-	244.7	-			
78.7	253.5	-	-	249.1	-	-	240.3	-	-	233.7	-	-	224.9	-			
85.3	227.1	-	-	224.9	-	-	222.7	-	-	216.1	-	-	207.2	-			
88.6	216.6	184.1	-	214.4	-	-	212.7	-	-	208.3	-	-	199.5	-			
91.9	206.1	175.3	-	203.9	-	-	202.8	-	-	200.6	-	-	191.8	-			
95.1	191.8*	167.6	-	195.1	163.1	-	194.0	-	-	192.4	-	-	185.2	-			
98.4	-	159.8	-	186.3	155.4	-	185.2	-	-	184.1	-	-	178.6	-			
105.0	-	147.2	-	172.0	143.3	-	170.9	141.1	-	169.8	-	-	165.3	-			
111.5	-	134.5	-	157.6	131.2	-	156.5	129.0	-	155.4	127.9	-	152.1	-			
114.8	-	129.8	-	147.7*	126.5	-	151.0	124.3	-	149.9	123.3	-	146.9	-			
121.4	-	120.4	-	-	117.1	-	140.0	114.9	-	138.9	114.1	-	136.4	110.2			
124.7	-	115.7	98.3	-	112.4	-	134.5	110.2	-	133.4	109.6	-	131.2	106.0			
134.5	-	-	88.2	-	102.0	-	117.9*	99.8	-	121.0	98.3	-	117.9	95.1			
137.8	-	-	84.9	-	98.5	80.7	-	96.3	-	116.8	95.0	-	113.5	91.5			
144.4	-	-	79.8	-	92.6	75.4	-	90.5	-	110.1	89.1	-	106.9	85.6			
147.6	-	-	77.3	-	-	72.8	-	87.6	69.9	106.7	86.1	-	103.6	82.7			
150.9	-	-	74.7	-	-	70.3	-	84.7	67.5	100.1*	83.1	-	100.3	79.8			
154.2	-	-	-	-	-	68.2	-	82.3	65.3	97.2*	80.7	-	97.6	77.3			
160.8	-	-	-	-	-	64.0	-	77.6	61.0	-	76.0	58.9	92.0	72.2			
164.0	-	-	-	-	-	61.9	-	-	58.9	-	73.6	56.9	89.3	69.7			
167.3	-	-	-	-	-	60.2	-	-	57.2	-	71.7	55.1	86.9	67.6			
170.6	-	-	-	-	-	-	-	-	55.4	-	69.7	53.4	81.4*	65.6	48.7		
173.9	-	-	-	-	-	-	-	-	53.7	-	67.7	51.6	79.1*	63.5	47.1		
177.2	-	-	-	-	-	-	-	-	52.0	-	65.7	49.8	-	61.5	45.4		
180.4	-	-	-	-	-	-	-	-	50.6	-	63.9	48.4	-	59.7	43.9		
187.0	-	-	-	-	-	-	-	-	47.8	-	-	45.5	-	56.2	41.0		
190.3	-	-	-	-	-	-	-	-	-	-	-	44.1	-	54.5	39.5		
200.1	-	-	-	-	-	-	-	-	-	-	-	40.4	-	50.3	35.7		
203.4	-	-	-	-	-	-	-	-	-	-	-	39.2	-	-	34.4		
206.7	-	-	-	-	-	-	-	-	-	-	-	38.4	-	-	33.4		
216.5	-	-	-	-	-	-	-	-	-	-	-	-	-	-	30.4		
226.4	-	-	-	-	-	-	-	-	-	-	-	-	-	-	28.0		

* Main boom angle 85°

Main boom angle 87°, 85°, 75° and 65°, capacities for intermediate boom positions are calculated by the crane control system IC-1

452,000 lb + 110,200 lb		27.6 ft		32.2 ft/s		360°		75%		
157.5 ft										
177.2 ft			196.9 ft			216.5 ft			236.2 ft	
SW_1										
87°/85° 75° 65°			87°/85° 75° 65°			87°/85° 75° 65°			87°/85° 75° 65°	
ft				1,000 lb						
62.3	271.2	-	-	-	-	-	-	-	-	-
65.6	257.9	-	-	249.1	-	-	-	-	-	-
68.9	246.9	-	-	238.1	-	-	224.9	-	-	-
72.2	235.9	-	-	227.1	-	-	220.5	-	-	-
75.5	226.5	-	-	218.3	-	-	211.6	-	-	195.1
78.7	217.2	-	-	209.4	-	-	202.8	-	-	194.0
85.3	200.6	-	-	194.0	-	-	187.4	-	-	180.8
91.9	186.3	-	-	179.7	-	-	174.2	-	-	167.6
98.4	173.1	-	-	167.6	-	-	162.0	-	-	155.4
111.5	152.1	-	-	146.6	-	-	141.1	-	-	135.6
124.7	131.2	-	-	129.0	-	-	124.6	-	-	119.0
128.0	126.8	101.6	-	124.6	-	-	121.0	-	-	115.9
137.8	113.5	91.1	-	111.3	88.6	-	110.2	-	-	106.5
144.4	106.8	85.1	-	104.7	82.6	-	103.6	80.2	-	100.8
150.9	100.1	79.1	-	98.1	76.5	-	97.0	74.5	-	95.0
154.2	97.2	76.7	-	95.3	74.0	-	94.1	71.9	-	92.3
164.0	88.6	69.2	-	86.9	66.4	-	85.5	64.4	-	84.2
177.2	79.4	60.6	-	77.2	58.0	-	75.8	56.0	-	74.5
180.4	77.4	58.9	43.0	75.1	56.2	-	73.9	54.2	-	72.5
190.3	68.6*	53.6	38.6	69.2	50.9	-	67.9	48.9	-	66.4
193.6	-	52.1	37.3	67.5	49.4	34.2	66.1	47.4	-	64.6
203.4	-	47.6	33.5	62.4	44.8	30.4	60.8	42.8	28.2	59.3
210.0	-	45.1	31.3	56.9*	42.2	28.2	57.9	40.1	26.0	56.2
216.5	-	42.5	29.1	-	39.7	26.0	54.9	37.7	23.8	53.1
219.8	-	41.4	28.1	-	38.4	25.1	53.7	36.5	22.9	51.7
229.7	-	-	25.4	-	35.3	22.3	47.0*	33.1	20.1	47.6
239.5	-	-	23.0	-	32.4	19.8	-	30.1	17.6	44.0
242.8	-	-	22.3	-	-	19.0	-	29.1	16.8	42.8
246.1	-	-	21.6	-	-	18.3	-	28.3	16.0	39.0*
249.3	-	-	-	-	-	17.6	-	27.4	15.3	37.9*
255.9	-	-	-	-	-	16.3	-	25.8	13.9	-
262.5	-	-	-	-	-	15.0	-	-	12.7	-
265.7	-	-	-	-	-	-	-	-	12.1	-
269.0	-	-	-	-	-	-	-	-	11.5	-
275.6	-	-	-	-	-	-	-	-	10.4	-
282.2	-	-	-	-	-	-	-	-	9.3	-

* Main boom angle 85°

Main boom angle 87°, 85°, 75° and 65°, capacities for intermediate boom positions are calculated by the crane control system IC-1

452,000 lb + 110,200 lb		27.6 ft		32.2 ft/s		360°		75%			
157.5 ft											
255.9 ft			275.6 ft			295.3 ft			315.0 ft		
SW_1											
87°/85° 75° 65°			87°/85° 75° 65°			87°/85° 75° 65°			87°/85° 75° 65°		
ft				1,000 lb							
78.7	166.4	-	-	-	-	-	-	-	-	-	-
82.0	165.9	-	-	142.2	-	-	-	-	-	-	-
85.3	165.3	-	-	141.1	-	-	-	-	-	-	-
88.6	163.7	-	-	140.5	-	-	121.3	-	-	-	-
91.9	162.0	-	-	140.0	-	-	120.2	-	-	104.3	-
98.4	149.9	-	-	138.9	-	-	119.0	-	-	103.4	-
111.5	131.2	-	-	125.7	-	-	116.8	-	-	101.4	-
124.7	114.6	-	-	110.2	-	-	106.0	-	-	99.2	-
137.8	102.3	-	-	97.4	-	-	93.5	-	-	88.8	-
150.9	91.1	-	-	86.4	-	-	82.7	-	-	78.3	-
164.0	81.6	58.4	-	77.2	-	-	73.6	-	-	69.2	-
170.6	77.4	55.1	-	73.1	50.3	-	69.6	-	-	65.3	-
177.2	73.2	51.8	-	69.0	47.2	-	65.5	-	-	61.3	-
180.4	71.2	50.0	-	67.2	45.7	-	63.7	42.1	-	59.6	-
187.0	67.1	46.5	-	63.7	42.7	-	60.3	39.3	-	56.2	34.8
190.3	65.0	45.0	-	61.9	41.2	-	58.6	37.9	-	54.5	33.5
203.4	58.0	38.8	-	55.1	35.5	-	52.5	32.8	-	48.5	28.7
216.5	51.4	33.5	-	48.5	30.2	-	47.0	28.4	-	43.0	24.3
226.4	47.2	30.0	16.3	44.4	26.7	-	42.8	25.0	-	39.3	21.3
229.7	45.9	28.9	15.4	43.0	25.6	-	41.4	23.8	-	38.1	20.3
242.8	40.8	24.9	12.1	37.9	21.6	-	36.4	19.8	-	33.7	16.8
255.9	36.4	21.2	9.3	33.5	17.9	-	32.0	16.3	-	29.8	13.4
269.0	30.2*	18.1	-	29.5	14.8	-	28.0	13.0	-	25.8	10.6
275.6	-	16.6	-	27.9	13.3	-	26.2	11.6	-	24.0	9.3
282.2	-	15.2	-	26.2	11.9	-	24.5	10.1	-	22.3	-
285.4	-	14.6	-	22.9*	11.2	-	23.6	9.5	-	21.4	-
295.3	-	12.8	-	-	9.3	-	21.2	-	-	19.0	-
305.1	-	-	-	-	-	-	16.8*	-	-	16.8	-
308.4	-	-	-	-	-	-	-	-	-	16.1	-
321.5	-	-	-	-	-	-	-	-	-	11.2*	-
324.8	-	-	-	-	-	-	-	-	-	10.6*	-

* Main boom angle 85°

Main boom angle 87°, 85°, 75° and 65°, capacities for intermediate boom positions are calculated by the crane control system IC-1

452,000 lb + 110,200 lb		27.6 ft		32.2 ft/s		360°		75%									
177.2 ft																	
78.7 ft			98.4 ft			118.1 ft			137.8 ft			157.5 ft					
SW_1																	
87°/85°			75°			65°			87°/85°			75°			65°		
ft			1,000 lb														
39.4	476.2	-	-	-	-	-	-	-	-	-	-	-	-	-			
45.9	414.5	-	-	399.0	-	-	-	-	-	-	-	-	-	-			
49.2	390.2	-	-	374.8	-	-	359.4	-	-	-	-	-	-	-			
52.5	368.2	-	-	352.7	-	-	339.5	-	-	328.5	-	-	-	-			
55.8	348.3	-	-	335.1	-	-	321.9	-	-	310.9	-	-	297.6	-			
59.1	328.5	-	-	317.5	-	-	306.4	-	-	295.4	-	-	284.4	-			
65.6	297.6	-	-	286.6	-	-	277.8	-	-	269.0	-	-	257.9	-			
72.2	273.4	-	-	262.4	-	-	253.5	-	-	244.7	-	-	235.9	-			
78.7	251.3	-	-	242.5	-	-	233.7	-	-	224.9	-	-	217.2	-			
85.3	224.9	-	-	222.7	-	-	216.1	-	-	209.4	-	-	200.6	-			
91.9	205.0	-	-	202.8	-	-	200.6	-	-	194.0	-	-	186.3	-			
95.1	190.1*	159.8	-	194.0	-	-	192.4	-	-	187.9	-	-	179.7	-			
98.4	181.9*	153.2	-	185.2	-	-	184.1	-	-	181.9	-	-	173.1	-			
101.7	-	147.2	-	178.0	143.3	-	176.9	-	-	175.0	-	-	167.6	-			
111.5	-	129.0	-	156.5	125.7	-	155.4	123.5	-	154.3	-	-	151.0	-			
118.1	-	119.6	-	140.0*	116.7	-	144.4	114.5	-	143.3	112.4	-	140.5	-			
124.7	-	110.2	-	-	107.8	-	133.4	105.8	-	132.3	104.5	-	130.1	-			
128.0	-	107.4	-	-	103.8	-	129.0	102.3	-	128.1	101.0	-	125.7	97.0			
134.5	-	-	79.4	-	97.1	-	116.6*	95.2	-	119.9	93.9	-	116.8	89.9			
137.8	-	-	76.5	-	93.7	-	112.4*	91.7	-	115.7	90.4	-	112.4	86.4			
147.6	-	-	69.1	-	85.3	64.4	-	83.3	-	105.6	81.6	-	102.7	77.7			
150.9	-	-	66.6	-	-	62.2	-	80.5	-	98.3*	78.7	-	99.4	74.7			
154.2	-	-	64.6	-	-	60.2	-	78.1	-	95.7*	76.3	-	96.7	72.2			
157.5	-	-	62.6	-	-	58.3	-	75.7	55.3	-	74.0	-	93.9	69.7			
164.0	-	-	-	-	-	54.5	-	71.0	51.6	-	69.2	-	88.4	65.0			
167.3	-	-	-	-	-	52.9	-	69.0	49.8	-	67.2	47.8	86.0	63.1			
173.9	-	-	-	-	-	49.8	-	-	46.5	-	63.3	44.6	77.8*	59.1			
177.2	-	-	-	-	-	48.3	-	-	45.0	-	61.3	43.0	-	57.1			
180.4	-	-	-	-	-	-	-	-	43.7	-	59.7	41.6	-	55.4	37.0		
187.0	-	-	-	-	-	-	-	-	41.0	-	56.4	38.9	-	52.1	34.2		
190.3	-	-	-	-	-	-	-	-	39.7	-	-	37.5	-	50.5	32.8		
196.9	-	-	-	-	-	-	-	-	37.7	-	-	35.3	-	47.7	30.6		
203.4	-	-	-	-	-	-	-	-	-	-	-	33.1	-	45.0	28.4		
216.5	-	-	-	-	-	-	-	-	-	-	-	29.5	-	-	24.5		
229.7	-	-	-	-	-	-	-	-	-	-	-	-	-	-	21.4		
232.9	-	-	-	-	-	-	-	-	-	-	-	-	-	-	20.7		

* Main boom angle 85°

Main boom angle 87°, 85°, 75° and 65°, capacities for intermediate boom positions are calculated by the crane control system IC-1

452,000 lb + 110,200 lb		27.6 ft		32.2 ft/s		360°		75%			
177.2 ft											
177.2 ft			196.9 ft			216.5 ft			236.2 ft		
SW_1											
87°/85° 75° 65°			87°/85° 75° 65°			87°/85° 75° 65°			87°/85° 75° 65°		
ft		1,000 lb									
62.3	260.1	-	-	-	-	-	-	-	-	-	
65.6	249.1	-	-	240.3	-	-	-	-	-	-	
72.2	227.1	-	-	220.5	-	-	208.3	-	-	-	
75.5	218.3	-	-	211.6	-	-	202.3	-	-	181.9	
78.7	209.4	-	-	202.8	-	-	196.2	-	-	179.7	
85.3	194.0	-	-	187.4	-	-	180.8	-	-	174.2	
91.9	179.7	-	-	173.1	-	-	167.6	-	-	162.0	
98.4	167.6	-	-	162.0	-	-	156.5	-	-	149.9	
111.5	146.6	-	-	141.1	-	-	136.7	-	-	131.2	
124.7	130.1	-	-	124.6	-	-	121.3	-	-	115.7	
134.5	116.8	89.5	-	114.6	-	-	111.2	-	-	106.2	
137.8	112.4	86.2	-	111.3	-	-	107.8	-	-	103.0	
144.4	105.8	80.2	-	104.4	77.2	-	102.0	-	-	97.4	
150.9	99.2	74.3	-	97.4	71.4	-	96.1	68.8	-	91.9	
160.8	90.8	66.8	-	88.8	64.2	-	87.5	62.0	-	84.8	
164.0	88.0	64.6	-	86.0	61.7	-	84.7	59.7	-	82.5	
177.2	78.5	56.4	-	76.5	53.8	-	75.2	51.8	-	73.9	
190.3	67.5*	49.6	32.2	68.6	47.0	-	67.0	45.0	-	65.7	
193.6	65.7*	48.2	31.0	66.9	45.5	-	65.3	43.4	-	64.0	
203.4	-	43.9	27.6	61.7	41.0	24.5	60.2	39.0	-	58.9	
213.3	-	40.2	24.6	54.2*	37.4	21.3	55.9	35.2	19.2	54.0	
216.5	-	39.0	23.6	-	36.2	20.3	54.5	34.0	18.1	52.5	
223.1	-	36.8	21.8	-	34.0	18.6	51.7	31.9	16.4	49.7	
229.7	-	-	20.1	-	31.7	17.0	45.6*	29.8	14.8	47.0	
232.9	-	-	19.3	-	30.9	16.2	44.5*	28.8	14.0	45.7	
242.8	-	-	17.2	-	28.2	13.9	-	26.0	11.7	42.1	
249.3	-	-	15.9	-	-	12.6	-	24.3	10.4	36.8*	
252.6	-	-	15.2	-	-	11.9	-	23.5	9.7	-	
255.9	-	-	-	-	-	11.2	-	22.7	9.0	-	
262.5	-	-	-	-	-	10.3	-	21.2	-	-	
269.0	-	-	-	-	-	9.3	-	-	-	-	
282.2	-	-	-	-	-	-	-	-	-	14.8	

* Main boom angle 85°

Main boom angle 87°, 85°, 75° and 65°, capacities for intermediate boom positions are calculated by the crane control system IC-1

452,000 lb + 110,200 lb		27.6 ft		32.2 ft/s		360°		75%			
177.2 ft											
255.9 ft			275.6 ft			295.3 ft			315.0 ft		
SW_1											
87°/85° 75° 65°			87°/85° 75° 65°			87°/85° 75° 65°			87°/85° 75° 65°		
ft			1,000 lb								
78.7	153.2	-	-	-	-	-	-	-	-	-	
85.3	152.1	-	-	132.3	-	-	-	-	-	-	
88.6	151.0	-	-	131.7	-	-	113.5	-	-	-	
91.9	149.9	-	-	131.2	-	-	112.4	-	-	97.7	
98.4	144.4	-	-	130.1	-	-	111.3	-	-	96.8	
111.5	126.8	-	-	121.3	-	-	110.0	-	-	95.0	
124.7	111.3	-	-	106.3	-	-	102.3	-	-	93.0	
137.8	98.8	-	-	93.9	-	-	89.9	-	-	85.3	
150.9	88.0	-	-	83.3	-	-	79.6	-	-	75.2	
164.0	78.7	-	-	74.3	-	-	70.8	-	-	66.4	
167.3	76.7	50.7	-	72.3	-	-	68.8	-	-	64.5	
177.2	70.8	46.1	-	66.4	41.4	-	63.1	-	-	58.9	
183.7	67.2	43.2	-	62.8	38.7	-	59.6	35.1	-	55.4	
190.3	63.7	40.3	-	59.5	35.9	-	56.2	32.4	-	52.0	
193.6	62.2	39.0	-	58.0	34.7	-	54.7	31.3	-	50.5	
203.4	57.3	35.1	-	53.4	31.1	-	50.3	27.8	-	46.1	
216.5	50.7	30.0	-	47.8	26.7	-	44.8	23.6	-	41.0	
229.7	45.2	25.6	-	42.3	22.3	-	40.1	19.8	-	36.2	
242.8	40.1	21.6	-	37.3	18.3	-	35.7	16.5	-	32.0	
255.9	35.9	18.3	-	32.8	15.0	-	31.3	13.2	-	28.0	
269.0	29.1*	15.2	-	28.9	11.9	-	27.3	10.1	-	24.7	
272.3	-	14.6	-	28.1	11.2	-	26.5	9.5	-	23.9	
282.2	-	12.6	-	25.6	9.0	-	23.8	-	-	21.4	
288.7	-	11.4	-	21.4*	-	-	22.3	-	-	20.0	
295.3	-	10.1	-	-	-	-	20.7	-	-	18.5	
298.6	-	9.5	-	-	-	-	20.0	-	-	17.8	
308.4	-	-	-	-	-	-	15.4*	-	-	15.7	
321.5	-	-	-	-	-	-	-	-	-	13.0	
324.8	-	-	-	-	-	-	-	-	-	9.9*	

* Main boom angle 85°

Main boom angle 87°, 85°, 75° and 65°, capacities for intermediate boom positions are calculated by the crane control system IC-1

452,000 lb + 110,200 lb		27.6 ft		32.2 ft/s		360°		75%									
196.9 ft																	
78.7 ft			98.4 ft			118.1 ft			137.8 ft			157.5 ft					
SW_1																	
87°/85°		75°		65°		87°/85°		75°		65°		87°/85°		75°		65°	
ft				1,000 lb													
42.7	423.3	-	-	-	-	-	-	-	-	-	-	-	-	-	-	-	-
45.9	396.8	-	-	381.4	-	-	-	-	-	-	-	-	-	-	-	-	-
49.2	372.6	-	-	359.4	-	-	343.9	-	-	-	-	-	-	-	-	-	-
52.5	352.7	-	-	339.5	-	-	326.3	-	-	-	-	-	-	-	-	-	-
55.8	332.9	-	-	321.9	-	-	308.6	-	-	299.8	-	-	-	-	-	-	-
59.1	317.5	-	-	304.2	-	-	293.2	-	-	284.4	-	-	271.2	-	-	-	-
65.6	286.6	-	-	277.8	-	-	266.8	-	-	257.9	-	-	246.9	-	-	-	-
72.2	262.4	-	-	253.5	-	-	244.7	-	-	235.9	-	-	227.1	-	-	-	-
78.7	242.5	-	-	233.7	-	-	224.9	-	-	218.3	-	-	209.4	-	-	-	-
85.3	224.9	-	-	217.2	-	-	208.3	-	-	201.7	-	-	194.0	-	-	-	-
91.9	203.9	-	-	200.6	-	-	194.0	-	-	188.5	-	-	179.7	-	-	-	-
98.4	178.6*	146.6	-	183.0	-	-	180.8	-	-	175.3	-	-	167.6	-	-	-	-
108.3	-	128.4	-	162.3	124.6	-	160.1	-	-	158.7	-	-	152.7	-	-	-	-
111.5	-	122.4	-	155.4	119.0	-	153.2	-	-	153.2	-	-	147.7	-	-	-	-
114.8	-	118.1	-	143.3*	114.8	-	148.0	112.4	-	147.7	-	-	143.0	-	-	-	-
118.1	-	113.8	-	137.8*	110.6	-	142.7	108.4	-	142.2	-	-	138.3	-	-	-	-
124.7	-	105.6	-	-	102.1	-	132.3	100.3	-	131.2	98.8	-	129.0	-	-	-	-
134.5	-	95.0	-	-	91.8	-	114.4*	89.7	-	118.8	88.2	-	115.7	83.8	-	-	-
137.8	-	-	-	-	88.4	-	110.2*	86.2	-	114.6	84.7	-	111.3	80.5	-	-	-
144.4	-	-	62.2	-	82.9	-	-	80.6	-	108.0	78.9	-	104.8	74.5	-	-	-
150.9	-	-	58.0	-	77.4	-	-	75.0	-	101.4	73.2	-	98.3	69.2	-	-	-
154.2	-	-	56.2	-	75.2	51.4	-	72.7	-	94.0*	70.8	-	95.6	66.9	-	-	-
157.5	-	-	54.3	-	-	49.6	-	70.4	-	91.3*	68.3	-	92.8	64.6	-	-	-
164.0	-	-	50.7	-	-	46.1	-	65.9	-	-	63.9	-	87.3	60.0	-	-	-
167.3	-	-	49.2	-	-	44.6	-	63.9	41.9	-	62.1	-	85.0	58.0	-	-	-
170.6	-	-	-	-	-	43.2	-	61.9	40.4	-	60.2	-	82.7	56.1	-	-	-
177.2	-	-	-	-	-	40.3	-	-	37.5	-	56.4	35.5	74.3*	52.2	-	-	-
187.0	-	-	-	-	-	37.0	-	-	33.8	-	51.8	31.7	-	47.5	-	-	-
190.3	-	-	-	-	-	-	-	-	32.6	-	50.3	30.4	-	45.9	25.8	-	-
203.4	-	-	-	-	-	-	-	-	28.7	-	-	26.2	-	40.6	21.6	-	-
210.0	-	-	-	-	-	-	-	-	-	-	-	24.6	-	38.4	19.8	-	-
216.5	-	-	-	-	-	-	-	-	-	-	-	22.9	-	-	18.1	-	-
223.1	-	-	-	-	-	-	-	-	-	-	-	21.6	-	-	16.7	-	-
229.7	-	-	-	-	-	-	-	-	-	-	-	-	-	-	15.2	-	-
242.8	-	-	-	-	-	-	-	-	-	-	-	-	-	-	13.0	-	-

* Main boom angle 85°

Main boom angle 87°, 85°, 75° and 65°, capacities for intermediate boom positions are calculated by the crane control system IC-1

452,000 lb + 110,200 lb		27.6 ft		32.2 ft/s		360°		75%			
196.9 ft											
177.2 ft			196.9 ft			216.5 ft			236.2 ft		
SW_1											
87°/85° 75° 65°			87°/85° 75° 65°			87°/85° 75° 65°			87°/85° 75° 65°		
ft				1,000 lb							
62.3	251.3	-	-	-	-	-	-	-	-	-	-
65.6	240.3	-	-	222.7	-	-	-	-	-	-	-
72.2	219.4	-	-	211.6	-	-	192.9	-	-	-	-
75.5	210.5	-	-	203.4	-	-	190.7	-	-	168.7	-
78.7	201.7	-	-	195.1	-	-	188.5	-	-	167.6	-
85.3	187.4	-	-	180.8	-	-	174.2	-	-	165.3	-
91.9	174.2	-	-	167.6	-	-	162.0	-	-	155.4	-
98.4	162.0	-	-	156.5	-	-	151.0	-	-	144.4	-
111.5	142.2	-	-	136.7	-	-	132.3	-	-	126.8	-
124.7	125.7	-	-	121.3	-	-	116.8	-	-	111.3	-
137.8	111.3	-	-	108.2	-	-	104.3	-	-	99.2	-
141.1	108.1	76.9	-	105.3	-	-	101.6	-	-	96.5	-
150.9	98.3	69.0	-	96.6	65.7	-	93.5	-	-	88.6	-
157.5	92.7	64.3	-	90.8	61.3	-	88.6	58.0	-	84.1	-
164.0	87.1	59.5	-	85.1	56.9	-	84.0	54.5	-	79.6	-
167.3	84.8	57.6	-	82.7	55.0	-	81.6	52.6	-	77.6	48.1
177.2	77.8	51.8	-	75.8	49.2	-	74.5	47.2	-	71.7	43.7
190.3	66.1*	45.4	-	67.7	42.5	-	66.4	40.6	-	64.8	38.4
193.6	64.4*	44.0	-	66.0	41.2	-	64.7	39.2	-	63.2	37.0
200.1	-	41.2	22.0	62.7	38.4	-	61.2	36.4	-	59.9	34.4
203.4	-	39.9	20.9	61.1	37.0	-	59.5	35.1	-	58.2	33.1
210.0	-	37.5	19.2	54.4*	34.6	15.9	56.5	32.6	-	55.0	30.6
213.3	-	36.3	18.3	52.9*	33.4	15.0	55.1	31.4	-	53.4	29.4
216.5	-	35.1	17.4	-	32.2	14.1	53.6	30.2	-	51.8	28.2
229.7	-	31.1	14.1	-	28.0	11.0	44.5*	26.0	-	46.3	24.0
232.9	-	-	13.4	-	27.1	10.4	43.2*	25.1	-	45.1	23.1
239.5	-	-	12.1	-	25.4	9.0	-	23.4	-	42.7	21.2
242.8	-	-	11.5	-	24.7	-	-	22.5	-	41.4	20.3
249.3	-	-	10.4	-	23.1	-	-	20.9	-	35.7*	18.6
252.6	-	-	9.8	-	-	-	-	20.2	-	34.8*	17.8
255.9	-	-	9.3	-	-	-	-	19.4	-	-	17.0
265.7	-	-	-	-	-	-	-	17.2	-	-	14.8
269.0	-	-	-	-	-	-	-	-	-	-	14.1
282.2	-	-	-	-	-	-	-	-	-	-	11.7
285.4	-	-	-	-	-	-	-	-	-	-	11.2

* Main boom angle 85°

Main boom angle 87°, 85°, 75° and 65°, capacities for intermediate boom positions are calculated by the crane control system IC-1

452,000 lb + 110,200 lb		27.6 ft		32.2 ft/s		360°		75%			
196.9 ft											
255.9 ft			275.6 ft			295.3 ft			315.0 ft		
SW_1											
87°/85° 75° 65°			87°/85° 75° 65°			87°/85° 75° 65°			87°/85° 75° 65°		
ft				1,000 lb							
82.0	142.2	-	-	-	-	-	-	-	-	-	-
85.3	141.1	-	-	123.5	-	-	-	-	-	-	-
88.6	140.5	-	-	122.9	-	-	106.3	-	-	-	-
91.9	140.0	-	-	122.4	-	-	105.6	-	-	-	-
95.1	138.9	-	-	121.8	-	-	105.2	-	-	90.8	-
98.4	137.8	-	-	121.3	-	-	104.7	-	-	90.4	-
111.5	121.3	-	-	115.7	-	-	102.5	-	-	88.8	-
124.7	107.4	-	-	102.3	-	-	98.1	-	-	86.9	-
137.8	95.0	-	-	90.2	-	-	86.4	-	-	81.6	-
150.9	84.7	-	-	80.0	-	-	76.3	-	-	71.9	-
164.0	75.6	-	-	71.2	-	-	67.7	-	-	63.5	-
173.9	69.8	41.2	-	65.6	-	-	62.0	-	-	57.9	-
177.2	67.9	39.9	-	63.7	-	-	60.2	-	-	56.0	-
183.7	64.5	37.3	-	60.3	32.6	-	56.9	-	-	52.8	-
190.3	61.1	34.6	-	56.9	30.2	-	53.6	26.7	-	49.6	-
200.1	56.6	31.3	-	52.6	26.9	-	49.3	23.4	-	45.3	19.0
203.4	55.1	30.2	-	51.1	25.8	-	47.8	22.3	-	43.9	18.1
216.5	49.8	26.0	-	45.9	21.8	-	42.5	18.5	-	38.8	14.3
229.7	44.5	22.0	-	41.0	18.3	-	37.9	15.0	-	34.2	10.8
236.2	42.0	20.2	-	38.8	16.5	-	35.8	13.4	-	32.1	9.3
242.8	39.5	18.3	-	36.6	14.8	-	33.7	11.9	-	30.0	-
255.9	35.3	15.0	-	32.2	11.7	-	30.0	9.0	-	26.2	-
265.7	32.4	12.8	-	29.4	9.5	-	27.5	-	-	23.8	-
269.0	28.2*	12.1	-	28.4	-	-	26.7	-	-	22.9	-
272.3	27.3*	11.5	-	27.6	-	-	25.9	-	-	22.2	-
282.2	-	9.5	-	24.9	-	-	23.4	-	-	19.8	-
285.4	-	8.8	-	21.1*	-	-	22.6	-	-	19.1	-
288.7	-	-	-	20.3*	-	-	21.8	-	-	18.4	-
295.3	-	-	-	-	-	-	20.3	-	-	17.0	-
308.4	-	-	-	-	-	-	14.3*	-	-	14.3	-
321.5	-	-	-	-	-	-	-	-	-	12.1	-

* Main boom angle 85°

Main boom angle 87°, 85°, 75° and 65°, capacities for intermediate boom positions are calculated by the crane control system IC-1

452,000 lb + 110,200 lb		27.6 ft		32.2 ft/s		360°		75%			
216.5 ft											
78.7 ft		98.4 ft			118.1 ft			137.8 ft		157.5 ft	
SW_1											
87°/85°		75°		65°		87°/85°		75°		65°	
ft		1,000 lb									
42.7	405.7	-	-	-	-	-	-	-	-	-	-
45.9	379.2	-	-	-	-	-	-	-	-	-	-
49.2	357.1	-	-	343.9	-	-	-	-	-	-	-
52.5	339.5	-	-	326.3	-	-	313.1	-	-	-	-
55.8	319.7	-	-	308.6	-	-	297.6	-	-	286.6	-
59.1	304.2	-	-	293.2	-	-	282.2	-	-	273.4	-
65.6	277.8	-	-	266.8	-	-	257.9	-	-	249.1	-
72.2	253.5	-	-	244.7	-	-	235.9	-	-	229.3	-
78.7	233.7	-	-	224.9	-	-	217.2	-	-	210.5	-
85.3	218.3	-	-	209.4	-	-	201.7	-	-	195.1	-
91.9	201.7	-	-	195.1	-	-	187.4	-	-	181.9	-
98.4	176.4*	-	-	181.9	-	-	175.3	-	-	169.8	-
101.7	168.7*	-	-	174.7	-	-	169.5	-	-	164.8	-
105.0	-	127.9	-	167.6	-	-	163.7	-	-	159.8	-
111.5	-	116.8	-	153.2	-	-	152.1	-	-	149.9	-
114.8	-	112.7	-	141.5*	109.1	-	146.9	-	-	145.0	-
121.4	-	104.4	-	131.2*	100.6	-	136.4	98.3	-	135.0	-
124.7	-	100.3	-	-	96.3	-	131.2	94.4	-	130.1	-
131.2	-	93.6	-	-	89.5	-	122.4	87.5	-	121.8	85.5
137.8	-	86.9	-	-	82.7	-	109.1*	80.7	-	113.5	79.1
141.1	-	-	-	-	80.0	-	105.6*	77.8	-	110.2	76.1
150.9	-	-	-	-	72.1	-	-	69.7	-	100.3	68.1
154.2	-	-	48.1	-	69.7	-	-	67.5	-	92.3*	65.9
157.5	-	-	46.4	-	67.7	-	-	65.3	-	89.5*	63.7
164.0	-	-	43.2	-	-	38.6	-	60.8	-	-	59.3
173.9	-	-	39.0	-	-	34.6	-	55.7	-	-	53.8
177.2	-	-	-	-	-	33.3	-	54.0	30.6	-	52.0
187.0	-	-	-	-	-	29.9	-	-	27.2	-	47.4
190.3	-	-	-	-	-	28.9	-	-	26.0	-	45.9
193.6	-	-	-	-	-	28.0	-	-	25.1	-	44.6
196.9	-	-	-	-	-	-	-	-	24.1	-	43.4
203.4	-	-	-	-	-	-	-	-	22.3	-	20.1
213.3	-	-	-	-	-	-	-	-	20.1	-	17.6
216.5	-	-	-	-	-	-	-	-	-	-	17.0
229.7	-	-	-	-	-	-	-	-	-	-	14.6
232.9	-	-	-	-	-	-	-	-	-	-	14.1

* Main boom angle 85°

Main boom angle 87°, 85°, 75° and 65°, capacities for intermediate boom positions are calculated by the crane control system IC-1

452,000 lb + 110,200 lb		27.6 ft		32.2 ft/s		360°		75%			
216.5 ft											
177.2 ft			196.9 ft			216.5 ft			236.2 ft		
SW_1											
87°/85° 75° 65°			87°/85° 75° 65°			87°/85° 75° 65°			87°/85° 75° 65°		
ft		1,000 lb									
65.6	224.9	-	-	-	-	-	-	-	-	-	
68.9	218.3	-	-	198.4	-	-	-	-	-	-	
72.2	211.6	-	-	196.2	-	-	173.1	-	-	-	
78.7	195.1	-	-	188.5	-	-	169.8	-	-	147.7	
85.3	180.8	-	-	174.2	-	-	167.6	-	-	145.5	
91.9	167.6	-	-	162.0	-	-	156.5	-	-	143.3	
98.4	156.5	-	-	151.0	-	-	145.5	-	-	140.0	
111.5	137.8	-	-	132.3	-	-	127.9	-	-	122.4	
124.7	122.4	-	-	116.8	-	-	112.4	-	-	107.8	
137.8	109.6	-	-	104.7	-	-	100.8	-	-	95.7	
147.6	100.5	65.9	-	96.6	-	-	92.6	-	-	88.1	
150.9	97.4	63.9	-	93.9	-	-	90.2	-	-	85.5	
157.5	91.8	59.5	-	89.3	55.6	-	85.6	-	-	81.1	
164.0	86.2	55.1	-	84.4	52.2	-	81.1	48.5	-	76.7	
173.9	79.1	49.5	-	77.3	46.6	-	75.3	44.2	-	70.9	
177.2	76.9	47.6	-	75.0	44.8	-	73.4	42.8	-	69.0	
190.3	69.2	41.2	-	67.0	38.6	-	65.7	36.6	-	62.4	
196.9	61.5*	38.6	-	63.6	35.9	-	62.3	34.0	-	59.3	
203.4	-	35.9	-	60.2	33.3	-	58.9	31.3	-	56.4	
210.0	-	33.7	13.2	53.1*	31.0	-	55.8	29.0	-	53.8	
216.5	-	31.5	11.7	50.3*	28.7	-	52.7	26.7	-	51.1	
226.4	-	28.5	9.5	-	25.7	-	48.7	23.7	-	46.8	
229.7	-	27.6	-	-	24.7	-	43.2*	22.7	-	45.4	
232.9	-	26.9	-	-	23.9	-	42.1*	21.8	-	44.3	
236.2	-	-	-	-	23.0	-	41.0*	20.9	-	43.1	
242.8	-	-	-	-	21.4	-	-	19.2	-	40.8	
252.6	-	-	-	-	19.2	-	-	16.9	-	33.7*	
255.9	-	-	-	-	-	-	-	16.1	-	-	
269.0	-	-	-	-	-	-	-	13.7	-	-	
272.3	-	-	-	-	-	-	-	13.0	-	-	
282.2	-	-	-	-	-	-	-	-	-	8.8	

* Main boom angle 85°

Main boom angle 87°, 85°, 75° and 65°, capacities for intermediate boom positions are calculated by the crane control system IC-1

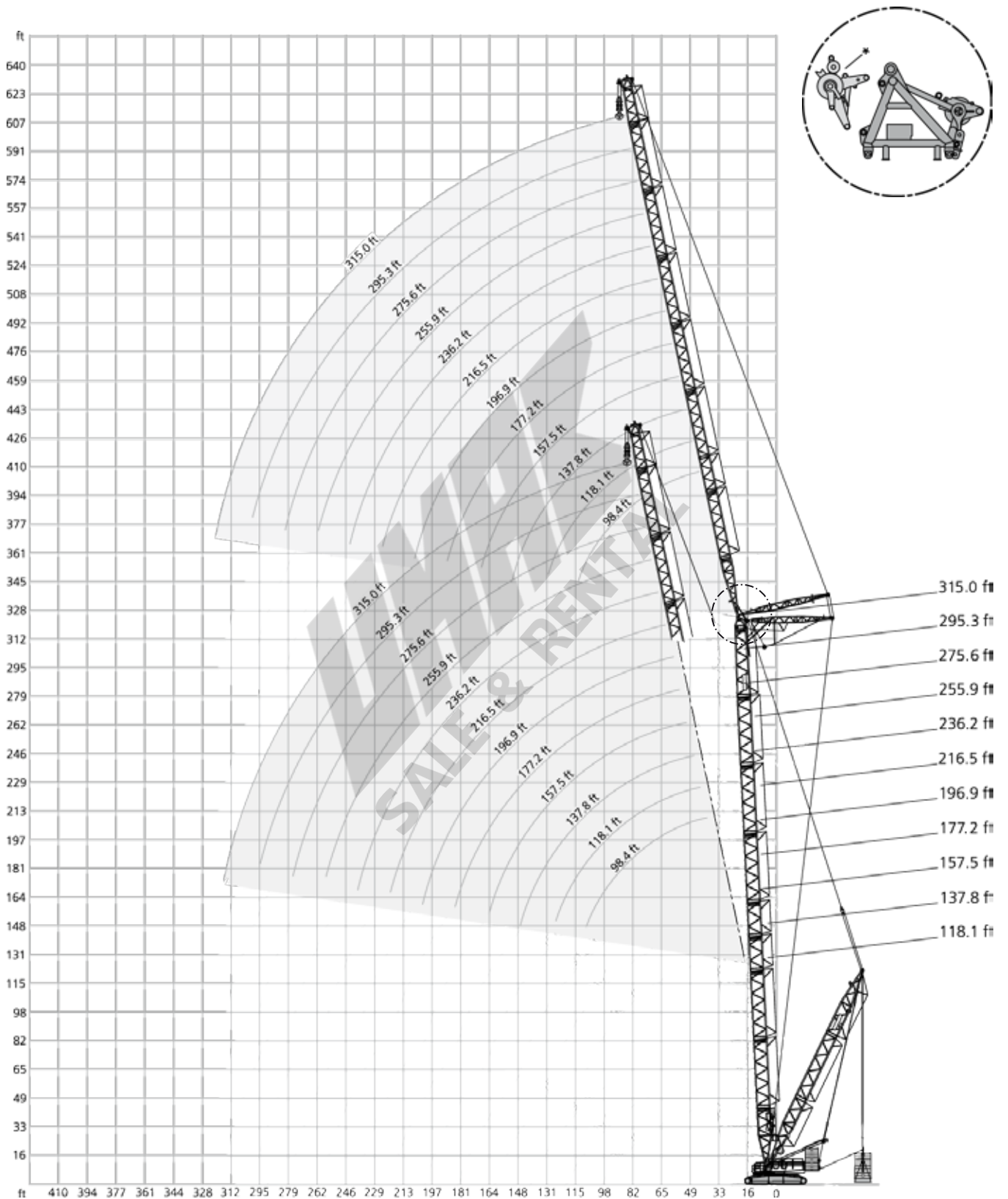
452,000 lb + 110,200 lb		27.6 ft		32.2 ft/s		360°		75%			
216.5 ft											
255.9 ft			275.6 ft			295.3 ft			315.0 ft		
SW_1											
87°/85° 75° 65°			87°/85° 75° 65°			87°/85° 75° 65°			87°/85° 75° 65°		
ft				1,000 lb							
82.0	127.9	-	-	-	-	-	-	-	-	-	-
85.3	126.8	-	-	110.2	-	-	-	-	-	-	-
91.9	125.7	-	-	110.0	-	-	95.0	-	-	-	-
95.1	124.6	-	-	109.3	-	-	94.5	-	-	81.4	-
98.4	123.5	-	-	108.7	-	-	93.9	-	-	80.9	-
111.5	116.8	-	-	106.0	-	-	91.9	-	-	79.4	-
124.7	103.4	-	-	98.3	-	-	89.3	-	-	77.4	-
137.8	91.5	-	-	86.9	-	-	82.9	-	-	75.4	-
150.9	81.6	-	-	76.9	-	-	73.2	-	-	68.8	-
164.0	73.0	-	-	68.3	-	-	65.0	-	-	60.6	-
177.2	65.5	-	-	61.1	-	-	57.5	-	-	53.4	-
180.4	63.7	33.1	-	59.5	-	-	55.9	-	-	51.8	-
190.3	58.6	29.5	-	54.7	24.9	-	51.1	-	-	47.2	-
196.9	55.8	27.3	-	51.7	22.8	-	48.4	19.4	-	44.4	-
203.4	52.9	25.1	-	48.7	20.7	-	45.6	17.4	-	41.7	-
206.7	51.6	24.2	-	47.5	19.8	-	44.3	16.5	-	40.4	12.1
216.5	47.8	21.4	-	43.7	17.2	-	40.6	13.9	-	36.6	9.5
229.7	43.2	18.1	-	39.2	13.9	-	36.2	10.6	-	32.2	-
236.2	41.0	16.5	-	37.1	12.3	-	34.1	9.0	-	30.2	-
242.8	38.8	15.0	-	35.1	10.8	-	32.0	-	-	28.2	-
249.3	36.7	13.4	-	33.2	9.5	-	30.1	-	-	26.2	-
255.9	34.6	11.9	-	31.3	-	-	28.2	-	-	24.5	-
269.0	27.1*	9.3	-	27.8	-	-	24.9	-	-	21.2	-
272.3	26.2*	-	-	27.0	-	-	24.2	-	-	20.4	-
282.2	-	-	-	24.5	-	-	22.0	-	-	18.3	-
292.0	-	-	-	18.5*	-	-	19.9	-	-	16.1	-
295.3	-	-	-	-	-	-	19.2	-	-	15.4	-
308.4	-	-	-	-	-	-	13.2*	-	-	13.0	-
311.7	-	-	-	-	-	-	12.8*	-	-	12.5	-
321.5	-	-	-	-	-	-	-	-	-	10.8	-

* Main boom angle 85°

Main boom angle 87°, 85°, 75° and 65°, capacities for intermediate boom positions are calculated by the crane control system IC-1

452,000 lb + 110,200 lb		27.6 ft		32.2 ft/s		360°		75%		
236.2 ft										
137.8 ft		157.5 ft		SW_1						
87°/85°		75°		65°		87°/85°		75°		65°
ft	1,000 lb									
59.1	262.4	-	-	-	-	-	-	-	-	
62.3	251.3	-	-	231.5	-	-	-	-	-	
65.6	240.3	-	-	229.3	-	-	-	-	-	
72.2	220.5	-	-	210.5	-	-	-	-	-	
78.7	202.8	-	-	194.0	-	-	-	-	-	
85.3	188.5	-	-	179.7	-	-	-	-	-	
91.9	175.3	-	-	167.6	-	-	-	-	-	
98.4	164.2	-	-	156.5	-	-	-	-	-	
111.5	144.4	-	-	137.8	-	-	-	-	-	
124.7	129.0	-	-	122.4	-	-	-	-	-	
137.8	112.4	72.5	-	109.8	-	-	-	-	-	
144.4	105.7	67.2	-	103.0	62.8	-	-	-	-	
150.9	99.0	61.9	-	96.1	58.0	-	-	-	-	
160.8	85.3*	55.7	-	87.9	51.5	-	-	-	-	
164.0	-	53.6	-	85.1	49.4	-	-	-	-	
177.2	-	46.5	-	71.0*	42.5	-	-	-	-	
180.4	-	45.1	-	69.2*	41.1	-	-	-	-	
190.3	-	40.8	-	-	36.6	-	-	-	-	
196.9	-	38.6	14.3	-	34.2	-	-	-	-	
200.1	-	37.5	13.6	-	33.0	-	-	-	-	
203.4	-	-	12.8	-	31.7	-	-	-	-	
216.5	-	-	9.9	-	27.8	-	-	-	-	
219.8	-	-	9.3	-	26.9	-	-	-	-	

236.2 ft										
177.2 ft		196.9 ft		216.5 ft						
SW_1										
87°/85°		75°		65°		87°/85°		75°		65°
ft	1,000 lb									
65.6	205.0	-	-	-	-	-	-	-	-	
68.9	202.8	-	-	179.7	-	-	-	-	-	
72.2	200.6	-	-	178.6	-	-	-	-	-	
75.5	194.0	-	-	176.9	-	-	153.2	-	-	
78.7	187.4	-	-	175.3	-	-	152.1	-	-	
85.3	174.2	-	-	167.6	-	-	149.9	-	-	
91.9	162.0	-	-	155.4	-	-	146.6	-	-	
98.4	151.0	-	-	145.5	-	-	140.0	-	-	
111.5	132.3	-	-	126.8	-	-	122.4	-	-	
124.7	117.9	-	-	112.4	-	-	108.7	-	-	
137.8	105.6	-	-	100.8	-	-	96.8	-	-	
150.9	95.2	-	-	90.6	-	-	86.9	-	-	
154.2	92.8	54.7	-	88.4	-	-	84.7	-	-	
160.8	87.8	51.1	-	84.0	46.7	-	80.2	-	-	
164.0	85.3	49.4	-	81.8	45.2	-	78.0	-	-	
170.6	80.7	46.0	-	77.9	42.4	-	74.3	38.8	-	
177.2	76.1	42.5	-	74.1	39.7	-	70.5	36.4	-	
190.3	68.3	36.6	-	66.1	33.7	-	63.9	31.7	-	
196.9	60.2*	34.1	-	62.8	31.2	-	61.0	29.2	-	
203.4	-	31.5	-	59.5	28.7	-	58.0	26.7	-	
216.5	-	27.1	-	48.7*	24.3	-	51.8	22.3	-	
229.7	-	23.6	-	-	20.5	-	46.5	18.5	-	
236.2	-	22.0	-	-	19.0	-	39.5*	17.0	-	
239.5	-	21.2	-	-	18.2	-	-	16.2	-	
242.8	-	-	-	-	17.4	-	-	15.4	-	
255.9	-	-	-	-	14.8	-	-	12.6	-	
259.2	-	-	-	-	14.1	-	-	12.0	-	
269.0	-	-	-	-	-	-	-	10.1	-	
275.6	-	-	-	-	-	-	-	9.0	-	



* Attachable

363,800 lb +
 110,200 lb
 36.1-62.3 ft
 27.6 ft
 32.2 ft/s
 360°
 75%

118.1 ft + 78.7 ft		SWSL_1					SFSL_1
0 lb		0 lb - 716,600 lb					
ft		87°/85°	87°/85°	75°	65°	55°	15°
78.7	-	-	765.0	-	-	-	-
82.0	-	-	740.8	-	-	740.8	-
85.3	-	-	714.3	-	-	712.1	-
91.9	-	-	663.6	-	-	657.0	-
98.4	-	-	617.3	-	-	608.5	-
108.3	-	-	524.7	546.7	-	546.7	-
111.5	-	-	493.8	529.1	-	526.2	-
114.8	-	-	451.9	513.1	-	505.6	-
124.7	-	-	-	465.2	-	451.2	-
134.5	-	-	-	427.7	-	400.5	-
137.8	-	-	-	-	-	381.4	383.6
150.9	-	-	-	-	-	343.9	327.8
164.0	-	-	-	-	-	-	276.3
177.2	-	-	-	-	-	-	229.3
187.0	-	-	-	-	-	-	197.3

118.1 ft + 118.1 ft		SWSL_1					SFSL_1
0 lb		0 lb - 716,600 lb					
ft		87°/85°	87°/85°	75°	65°	55°	15°
95.1	-	-	632.7	-	-	-	-
98.4	-	-	610.7	-	-	-	-
101.7	-	-	591.9	-	-	590.8	-
111.5	-	-	535.7	-	-	536.6	-
124.7	-	-	445.3	-	-	469.6	-
131.2	-	-	405.7	434.3	-	438.7	-
137.8	-	-	366.0	410.1	-	407.9	-
150.9	-	-	295.4	368.2	-	357.9	-
164.0	-	-	-	335.1	306.4	312.3	-
170.6	-	-	-	310.9	291.7	291.7	-
177.2	-	-	-	-	280.0	271.2	-
190.3	-	-	-	-	255.7	235.9	-
203.4	-	-	-	-	-	202.5	-
216.5	-	-	-	-	-	170.9	-
223.1	-	-	-	-	-	155.4	-

118.1 ft + 157.5 ft		SWSL_1					SFSL_1
0 lb		0 lb - 716,600 lb					
ft		87°/85°	87°/85°	75°	65°	55°	15°
108.3	-	-	445.3	-	-	-	-
111.5	-	-	445.3	-	-	-	-
121.4	-	-	445.3	-	-	454.2	-
124.7	-	-	445.3	-	-	447.1	-
137.8	-	-	383.6	-	-	418.9	-
150.9	-	-	330.7	-	-	374.8	-
154.2	-	-	320.2	357.1	-	363.8	-
164.0	-	-	288.8	332.9	-	332.2	-
177.2	-	-	246.9	302.0	-	291.0	-
190.3	-	-	208.3	275.6	-	258.7	-
193.6	-	-	-	266.2	246.9	250.6	-
203.4	-	-	-	238.1	231.5	228.9	-
210.0	-	-	-	219.4	223.8	215.3	-
216.5	-	-	-	-	216.1	201.7	-
226.4	-	-	-	-	203.9	183.0	-
229.7	-	-	-	-	-	176.7	-
242.8	-	-	-	-	-	152.9	-
255.9	-	-	-	-	-	130.1	-
262.5	-	-	-	-	-	117.9	-

118.1 ft + 196.9 ft		SWSL_1					SFSL_1
0 lb		0 lb - 716,600 lb					
ft		87°/85°	87°/85°	75°	65°	55°	15°
128.0	-	-	-	306.4	-	-	-
137.8	-	-	-	306.4	-	-	-
141.1	-	-	-	306.4	-	-	313.1
150.9	-	-	-	306.4	-	-	307.8
164.0	-	-	-	288.8	-	-	299.8
173.9	-	-	-	264.0	264.6	-	293.2
177.2	-	-	-	255.7	264.6	-	291.0
190.3	-	-	-	224.9	264.6	-	266.0
203.4	-	-	-	198.4	242.5	-	241.0
216.5	-	-	-	174.2	218.3	-	216.1
219.8	-	-	-	167.6	212.5	203.9	210.4
226.4	-	-	-	154.3	200.9	197.3	199.0
229.7	-	-	-	-	195.1	192.9	193.3
242.8	-	-	-	-	170.9	179.7	172.0
246.1	-	-	-	-	164.2	176.9	167.0
255.9	-	-	-	-	-	168.7	152.1
265.7	-	-	-	-	-	160.9	138.1
269.0	-	-	-	-	-	-	133.4
282.2	-	-	-	-	-	-	115.8
295.3	-	-	-	-	-	-	98.3
298.6	-	-	-	-	-	-	93.7

118.1 ft + 236.2 ft		SWSL_1					SFSL_1
0 lb		0 lb - 716,600 lb					
ft		87°/85°	87°/85°	75°	65°	55°	15°
144.4	-	-	-	213.8	-	-	-
150.9	-	-	-	213.8	-	-	-
160.8	-	-	-	213.0	-	-	213.8
164.0	-	-	-	212.7	-	-	212.5
177.2	-	-	-	211.6	-	-	207.2
190.3	-	-	-	209.4	-	-	201.4
196.9	-	-	-	207.8	180.8	-	198.4
203.4	-	-	-	206.1	180.8	-	195.8
216.5	-	-	-	185.2	180.8	-	190.7
229.7	-	-	-	165.3	180.8	-	184.8
242.8	-	-	-	147.7	178.6	-	176.4
246.1	-	-	-	143.3	174.7	154.3	173.6
255.9	-	-	-	130.1	163.1	154.3	165.3
265.7	-	-	-	116.8	149.9	153.5	152.9
269.0	-	-	-	-	145.5	153.2	148.8
282.2	-	-	-	-	129.0	143.3	132.3
285.4	-	-	-	-	124.6	141.1	128.4
295.3	-	-	-	-	-	134.5	116.8
301.8	-	-	-	-	-	131.2	109.9
308.4	-	-	-	-	-	-	102.9
321.5	-	-	-	-	-	-	88.7
334.6	-	-	-	-	-	-	74.3
337.9	-	-	-	-	-	-	70.5

0 lb
 143,300 lb
 275,600 lb
 363,800 lb
 452,000 lb
 540,200 lb
 628,400 lb
 716,600 lb

* Main boom angle 85°

Main boom angle 87°, 85°, 75°, 65° and 55°, capacities for intermediate boom positions are calculated by the crane control system IC-1

363,800 lb + 110,200 lb		36.1-62.3 ft		27.6 ft		32.2 ft/s		360°		75%	
118.1 ft + 275.6 ft		SWSL_1		SFSL_1		137.8 ft + 78.7 ft		SWSL_1		SFSL_1	
0 lb		0 lb - 716,600 lb		0 lb		0 lb - 716,600 lb		0 lb		0 lb - 716,600 lb	
87°/85°		87°/85°		75°		65°		55°		15°	
ft		1,000 lb		ft		1,000 lb		ft		1,000 lb	
160.8	-	-	146.6	-	-	-	-	36.1	-	-	765.0
164.0	-	-	146.6	-	-	-	-	39.4	513.7	765.0	-
177.2	-	-	145.5	-	-	-	-	45.9	445.3	765.0*	-
180.4	-	-	145.2	-	-	-	-	52.5	390.2	765.0*	-
190.3	-	-	144.4	-	-	-	-	59.1	348.3	765.0*	-
203.4	-	-	143.3	-	-	-	-	65.6	315.3	765.0*	-
216.5	-	-	141.1	-	-	-	-	72.2	286.6	729.7*	-
219.8	-	-	140.8	121.3	-	-	-	78.7	253.5	641.5*	-
229.7	-	-	140.0	121.3	-	-	-	82.0	241.4	596.4*	734.1
242.8	-	-	138.9	121.3	-	-	-	85.3	229.3	551.2*	707.7
255.9	-	-	136.7	121.3	-	-	-	88.6	217.2	510.4*	681.2
269.0	-	-	123.5	121.3	-	-	-	91.9	202.8*	469.6*	654.8
275.6	-	-	116.8	121.3	104.9	-	-	95.1	194.0*	427.7*	632.7
282.2	-	-	110.2	121.3	104.9	117.6	-	98.4	-	-	610.7
295.3	-	-	97.9	121.3	104.9	114.6	-	111.5	-	-	537.9
305.1	-	-	87.5	113.0	104.9	110.9	-	118.1	-	-	469.6
308.4	-	-	-	110.2	104.9	109.6	-	124.7	-	-	465.2
321.5	-	-	-	97.9	104.9	101.0	-	137.8	-	-	416.7
324.8	-	-	-	94.4	104.9	98.0	-	141.1	-	-	405.7
334.6	-	-	-	-	104.9	88.8	-	150.9	-	-	-
341.2	-	-	-	-	102.1	83.0	-	164.0	-	-	363.8
347.8	-	-	-	-	-	77.2	-	177.2	-	-	330.7
360.9	-	-	-	-	-	65.5	-	190.3	-	-	-
374.0	-	-	-	-	-	53.6	-	203.4	-	-	-
377.3	-	-	-	-	-	50.3	-	-	-	-	205.0

118.1 ft + 315.0 ft		ft		1,000 lb	
177.2	-	-	102.5	-	-
190.3	-	-	101.6	-	-
200.1	-	-	101.0	-	101.6
203.4	-	-	100.8	-	100.9
216.5	-	-	99.6	-	97.9
229.7	-	-	98.3	-	95.1
242.8	-	-	97.2	83.6	92.2
255.9	-	-	96.1	83.6	89.3
269.0	-	-	94.8	83.6	86.5
282.2	-	-	93.9	83.6	83.8
295.3	-	-	93.0	83.6	81.1
301.8	-	-	92.6	83.6	80.0
308.4	-	-	92.2	83.6	70.1
321.5	-	-	83.6	83.6	70.1
334.6	-	-	73.6	83.6	70.1
341.2	-	-	68.1	83.6	70.1
347.8	-	-	-	83.6	70.1
360.9	-	-	-	74.1	70.1
374.0	-	-	-	-	70.1
380.6	-	-	-	-	70.1
387.1	-	-	-	-	56.9
400.3	-	-	-	-	46.9
413.4	-	-	-	-	36.6

137.8 ft + 118.1 ft		ft		1,000 lb	
45.9	410.1	639.3	-	-	-
52.5	361.6	630.5	-	-	-
59.1	324.1	648.2*	-	-	-
65.6	291.0	639.3*	-	-	-
68.9	278.9	633.8*	-	-	628.3
72.2	266.8	628.3*	-	-	623.9
78.7	244.7	617.3*	-	-	621.7
85.3	224.9	588.6*	-	-	617.3
91.9	203.9	533.5*	-	-	615.1
98.4	185.2	478.4*	604.1	-	608.5
111.5	156.5	388.0*	531.3	-	533.5
124.7	135.6	313.1*	471.8	-	468.1
128.0	131.2	294.3*	451.4	-	454.2
131.2	123.5*	275.6*	431.0	-	440.2
137.8	-	-	390.2	-	412.3
141.1	-	-	372.6	399.0	401.2
150.9	-	-	319.7	368.2	368.2
157.5	-	-	282.2	351.6	346.1
164.0	-	-	-	335.1	329.2
177.2	-	-	-	306.4	295.4
180.4	-	-	-	297.6	287.0
190.3	-	-	-	-	271.2
200.1	-	-	-	-	255.7
203.4	-	-	-	-	-
216.5	-	-	-	-	206.1
229.7	-	-	-	-	178.2
239.5	-	-	-	-	163.1


	0 lb	143,300 lb	275,600 lb	363,800 lb
	452,000 lb	540,200 lb	628,400 lb	716,600 lb

* Main boom angle 85°

Main boom angle 87°, 85°, 75°, 65° and 55°, capacities for intermediate boom positions are calculated by the crane control system IC-1

363,800 lb + 110,200 lb		36.1-62.3 ft		27.6 ft		32.2 ft/s		360°		75%	
137.8 ft + 157.5 ft						137.8 ft + 236.2 ft					
SWSL_1						SWSL_1					
SFSL_1						SFSL_1					
0 lb						0 lb - 716,600 lb					
87°/85° 87°/85° 75° 65° 55° 15°						87°/85° 87°/85° 75° 65° 55° 15°					
ft						ft					
1,000 lb						1,000 lb					
55.8	317.5	447.5	-	-	-	72.2	216.1	231.5	-	-	-
59.1	299.8	447.5	-	-	-	78.7	198.4	229.3	-	-	-
65.6	271.2	451.9*	-	-	-	85.3	183.0	229.3*	-	-	-
72.2	246.9	451.9*	-	-	-	91.9	169.8	227.1*	-	-	-
78.7	227.1	449.7*	-	-	-	98.4	157.6	227.1*	-	-	-
82.0	218.3	447.5*	-	-	-	111.5	136.7	224.9*	-	-	224.9
85.3	209.4	445.3*	-	-	-	124.7	120.2	220.5*	-	-	221.2
91.9	194.0	443.1*	-	-	-	137.8	107.4	217.2*	-	-	218.3
98.4	180.8	436.5*	-	-	-	147.6	98.8	213.8*	203.9	-	215.0
111.5	154.3	416.7*	-	-	-	150.9	95.9	212.7*	203.9	-	213.8
114.8	148.8	400.1*	-	-	-	164.0	84.7	208.3*	203.9	-	208.7
124.7	132.3	350.5*	421.1	-	-	177.2	75.0	203.9*	203.9	-	202.8
137.8	115.7	297.6*	414.5	-	-	190.3	66.8	187.4*	203.9	-	197.7
150.9	101.9	253.5*	352.7	-	-	203.4	59.7	166.4*	202.8	-	191.4
164.0	90.6	213.8*	302.0	328.5	-	206.7	58.2	161.5*	200.1	172.0	190.1
167.3	88.2	203.4*	291.6	321.9	-	216.5	53.6	146.6*	191.8	172.0	186.3
170.6	83.3*	192.9*	281.1	314.5	-	229.7	48.1	129.0*	170.9	172.0	181.1
177.2	-	-	260.1	299.8	-	242.8	43.2	110.2*	152.1	172.0	176.0
190.3	-	-	220.5	275.6	-	246.1	39.9*	105.8*	147.7	172.0	174.7
193.6	-	-	210.5	270.6	-	255.9	-	-	134.5	172.0	170.9
203.4	-	-	-	255.7	-	259.2	-	-	130.1	167.8	145.5
206.7	-	-	-	246.9	242.5	269.0	-	-	116.8	155.4	145.5
216.5	-	-	-	220.5	229.3	272.3	-	-	111.3	151.0	145.5
229.7	-	-	-	-	213.8	282.2	-	-	-	137.8	145.5
239.5	-	-	-	-	202.8	292.0	-	-	-	124.6	144.7
242.8	-	-	-	-	-	295.3	-	-	-	-	144.4
255.9	-	-	-	-	-	308.4	-	-	-	-	135.6
269.0	-	-	-	-	-	315.0	-	-	-	-	129.0
278.9	-	-	-	-	-	321.5	-	-	-	-	108.8
						334.6	-	-	-	-	96.3
						347.8	-	-	-	-	84.6
						354.3	-	-	-	-	78.7

137.8 ft + 196.9 ft		1,000 lb	
ft		ft	
65.6	253.5	319.7	-
72.2	231.5	317.5	-
78.7	212.7	319.7*	-
85.3	196.2	319.7*	-
91.9	181.9	317.5*	-
98.4	168.7	317.5*	-
111.5	147.7	313.1*	-
124.7	130.1	306.4*	-
131.2	121.3	304.2*	293.2
137.8	112.4	302.0*	293.2
150.9	99.2	266.8*	291.0
164.0	87.7	231.5*	291.0
177.2	78.3	202.8*	271.2
183.7	74.2	189.6*	253.5
190.3	70.1	176.4*	235.9
203.4	63.3	149.9*	208.3
210.0	58.2*	135.6*	195.1
216.5	-	-	181.9
229.7	-	-	156.5
232.9	-	-	149.9
242.8	-	-	185.2
255.9	-	-	159.8
269.0	-	-	-
275.6	-	-	-
282.2	-	-	-
295.3	-	-	-
308.4	-	-	-
318.2	-	-	-

	0 lb	143,300 lb	275,600 lb	363,800 lb
	452,000 lb	540,200 lb	628,400 lb	716,600 lb

* Main boom angle 85°

Main boom angle 87°, 85°, 75°, 65° and 55°, capacities for intermediate boom positions are calculated by the crane control system IC-1

363,800 lb + 110,200 lb		36.1-62.3 ft		27.6 ft		32.2 ft/s		360°		75%	
137.8 ft + 275.6 ft						137.8 ft + 315.0 ft					
SWSL_1						SWSL_1					
SFSL_1						SFSL_1					
0 lb						0 lb - 716,600 lb					
87°/85°						87°/85°					
75°						75°					
65°						65°					
55°						55°					
15°						15°					
ft						ft					
1,000 lb						1,000 lb					
82.0	162.0	165.3	-	-	-	91.9	116.8	120.2	-	-	-
85.3	162.0	164.2	-	-	-	98.4	115.7	119.0	-	-	-
91.9	157.6	163.1	-	-	-	111.5	113.5	115.7*	-	-	-
98.4	145.5	162.0*	-	-	-	124.7	102.3	113.5*	-	-	-
111.5	126.8	159.8*	-	-	-	131.2	96.0	112.4*	-	-	112.4
118.1	119.0	158.2*	-	-	-	137.8	89.7	111.3*	-	-	111.3
124.7	111.3	156.5*	-	-	-	150.9	78.9	110.0*	-	-	109.7
137.8	98.3	154.3*	-	-	-	164.0	69.9	107.8*	-	-	107.3
150.9	87.1	151.0*	-	-	-	177.2	61.9	105.4*	-	-	104.5
164.0	77.6	148.8*	141.1	-	-	180.4	60.2	104.8*	98.5	-	103.8
177.2	69.4	145.5*	141.1	-	-	190.3	54.9	103.2*	98.1	-	101.7
190.3	62.4	142.2*	140.0	-	-	203.4	48.7	101.2*	97.7	-	98.8
203.4	56.0	140.0*	138.9	-	-	216.5	43.2	99.0*	96.8	-	95.9
216.5	49.8	137.8*	137.8	-	-	229.7	38.4	96.8*	95.9	-	93.0
229.7	44.1	135.6*	136.7	115.7	-	242.8	34.0	95.0*	95.0	-	90.1
242.8	39.0	122.4*	136.7	115.7	-	252.6	31.0	93.7*	94.2	79.4	88.0
255.9	34.4	109.3*	135.6	115.7	-	255.9	30.0	93.3*	93.9	79.4	87.3
269.0	30.4	96.1*	127.9	115.7	-	269.0	26.2	91.5*	93.0	79.4	84.7
278.9	27.8	85.9*	117.9	115.7	-	282.2	22.5	89.5*	92.2	79.4	82.0
282.2	25.1*	82.5*	114.6	115.7	-	295.3	19.4	80.9*	91.5	79.4	79.4
285.4	24.3*	78.7*	111.4	115.7	99.2	308.4	16.3	70.8*	90.8	79.4	77.0
295.3	-	-	101.6	115.7	99.2	315.0	15.0	65.4*	88.3	79.4	65.7
308.4	-	-	88.2	115.7	99.2	318.2	14.3	62.7*	87.0	79.4	65.7
321.5	-	-	-	105.2	99.2	321.5	11.9*	60.0*	85.8	79.4	65.7
331.4	-	-	-	95.2	99.2	334.6	-	-	75.8	79.4	65.7
334.6	-	-	-	-	99.2	347.8	-	-	65.3	79.4	65.7
347.8	-	-	-	-	99.2	360.9	-	-	-	79.1	65.7
351.1	-	-	-	-	99.2	370.7	-	-	-	71.4	65.7
360.9	-	-	-	-	-	374.0	-	-	-	-	65.7
374.0	-	-	-	-	-	387.1	-	-	-	-	65.7
387.1	-	-	-	-	-	390.4	-	-	-	-	65.7
393.7	-	-	-	-	-	400.3	-	-	-	-	62.6
						413.4	-	-	-	-	56.4
						426.5	-	-	-	-	46.6
						429.8	-	-	-	-	44.1

	0 lb	143,300 lb	275,600 lb	363,800 lb
	452,000 lb	540,200 lb	628,400 lb	716,600 lb

* Main boom angle 85°

Main boom angle 87°, 85°, 75°, 65° and 55°, capacities for intermediate boom positions are calculated by the crane control system IC-1

363,800 lb + 110,200 lb		36.1-62.3 ft		27.6 ft		32.2 ft/s		360°		75%	
157.5 ft + 78.7 ft		SWSL_1						SFSL_1			
0 lb		0 lb - 716,600 lb						0 lb		0 lb - 716,600 lb	
ft		87°/85°	87°/85°	75°	65°	55°	15°	ft		1,000 lb	
39.4	489.4	765.0	-	-	-	-	-	55.8	304.2	416.7	-
45.9	425.5	765.0*	-	-	-	-	-	59.1	288.8	414.5	-
52.5	374.8	765.0*	-	-	-	-	765.0	65.6	262.4	421.1*	-
59.1	335.1	765.0*	-	-	-	-	765.0	72.2	238.1	421.1*	-
65.6	304.2	756.2*	-	-	-	-	765.0	78.7	220.5	416.7*	-
72.2	277.8	723.1*	-	-	-	-	765.0	85.3	202.8	414.5*	-
78.7	253.5	663.6*	-	-	-	-	760.6	91.9	188.5	410.1*	-
85.3	227.1	577.6*	-	-	-	-	703.3	98.4	175.3	405.7*	-
88.6	216.6	535.7*	672.4	-	-	-	675.7	111.5	153.2	394.6*	-
91.9	206.1	493.8*	648.2	-	-	-	648.2	121.4	136.7	368.2*	390.2
95.1	191.8*	454.2*	626.1	-	-	-	623.9	124.7	131.2	359.4*	390.2
98.4	-	-	604.1	-	-	-	599.7	137.8	114.6	306.4*	388.0
111.5	-	-	531.3	-	-	-	524.7	150.9	101.0	260.1*	372.6
124.7	-	-	451.9	-	-	-	460.0	164.0	89.9	220.5*	321.9
128.0	-	-	-	443.1	-	-	446.4	167.3	87.5	209.8*	310.3
137.8	-	-	-	410.1	-	-	405.7	170.6	82.2*	199.2*	298.7
150.9	-	-	-	368.2	-	-	361.6	173.9	79.8*	188.5*	287.2
160.8	-	-	-	-	330.7	-	331.1	177.2	-	275.6	295.4
164.0	-	-	-	-	321.9	-	322.6	190.3	-	235.9	271.2
173.9	-	-	-	-	302.0	-	297.3	200.1	-	206.1	254.6
177.2	-	-	-	-	-	-	288.8	203.4	-	289.1	249.1
190.3	-	-	-	-	-	-	253.5	216.5	-	231.5	222.7
203.4	-	-	-	-	-	-	218.3	226.4	-	218.3	211.3
216.5	-	-	-	-	-	-	191.8	229.7	-	-	207.2
219.8	-	-	-	-	-	-	183.0	242.8	-	-	194.0
								249.3	-	-	188.5
								255.9	-	-	167.6
								269.0	-	-	149.2
								282.2	-	-	133.4
								295.3	-	-	114.6

157.5 ft + 118.1 ft		ft		1,000 lb	
45.9	392.4	582.0	-	-	-
52.5	348.3	575.4	-	-	-
59.1	310.9	593.0*	-	-	-
65.6	282.2	586.4*	-	-	571.0
72.2	257.9	577.6*	-	-	571.0
78.7	235.9	568.8*	-	-	568.8
85.3	218.3	551.2*	-	-	566.6
91.9	202.8	535.7*	-	-	562.2
98.4	185.2	496.0*	-	-	560.0
105.0	170.9	448.6*	560.0	-	534.3
111.5	156.5	401.2*	524.7	-	512.9
124.7	135.6	326.3*	467.4	-	464.4
128.0	130.1	307.9*	455.8	-	450.8
134.5	117.9*	271.2*	432.7	-	423.7
137.8	-	-	421.1	-	410.1
150.9	-	-	348.3	363.8	366.0
160.8	-	-	295.4	337.3	335.5
164.0	-	-	-	328.5	327.0
177.2	-	-	-	299.8	293.2
187.0	-	-	-	282.2	273.4
190.3	-	-	-	-	266.8
203.4	-	-	-	-	244.7
213.3	-	-	-	-	233.7
216.5	-	-	-	-	219.4
229.7	-	-	-	-	192.2
242.8	-	-	-	-	170.6
255.9	-	-	-	-	147.7
259.2	-	-	-	-	142.2

157.5 ft + 157.5 ft		ft		1,000 lb	
55.8	304.2	416.7	-	-	-
59.1	288.8	414.5	-	-	-
65.6	262.4	421.1*	-	-	-
72.2	238.1	421.1*	-	-	-
78.7	220.5	416.7*	-	-	407.9
85.3	202.8	414.5*	-	-	407.9
91.9	188.5	410.1*	-	-	407.9
98.4	175.3	405.7*	-	-	407.9
111.5	153.2	394.6*	-	-	403.4
121.4	136.7	368.2*	390.2	-	400.1
124.7	131.2	359.4*	390.2	-	399.0
137.8	114.6	306.4*	388.0	-	394.6
150.9	101.0	260.1*	372.6	-	362.3
164.0	89.9	220.5*	321.9	-	329.2
167.3	87.5	209.8*	310.3	-	320.8
170.6	82.2*	199.2*	298.7	308.6	312.3
173.9	79.8*	188.5*	287.2	302.0	303.9
177.2	-	-	275.6	295.4	295.4
190.3	-	-	235.9	271.2	269.0
200.1	-	-	206.1	254.6	250.2
203.4	-	-	-	249.1	244.7
216.5	-	-	-	231.5	222.7
226.4	-	-	-	218.3	211.3
229.7	-	-	-	-	207.2
242.8	-	-	-	-	194.0
249.3	-	-	-	-	188.5
255.9	-	-	-	-	167.6
269.0	-	-	-	-	149.2
282.2	-	-	-	-	133.4
295.3	-	-	-	-	114.6

	0 lb	143,300 lb	275,600 lb	363,800 lb
	452,000 lb	540,200 lb	628,400 lb	716,600 lb

* Main boom angle 85°
Main boom angle 87°, 85°, 75°, 65° and 55°, capacities for intermediate boom positions are calculated by the crane control system IC-1

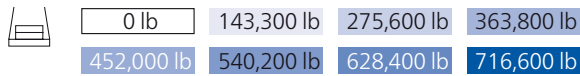
363,800 lb + 110,200 lb		36.1-62.3 ft		27.6 ft		32.2 ft/s		360°		75%	
157.5 ft + 196.9 ft						157.5 ft + 236.2 ft					
SWSL_1						SWSL_1					
SFSL_1						SFSL_1					
0 lb						0 lb - 716,600 lb					
87°/85°						87°/85°					
75°						75°					
65°						65°					
55°						55°					
15°						15°					
ft						ft					
1,000 lb						1,000 lb					
65.6	244.7	302.0	-	-	-	75.5	199.5	219.4	-	-	-
72.2	222.7	299.8	-	-	-	78.7	191.8	219.4	-	-	-
78.7	205.0	302.0*	-	-	-	85.3	176.4	218.3	-	-	-
85.3	189.6	302.0*	-	-	-	91.9	164.2	218.3*	-	-	-
91.9	176.4	302.0*	-	-	-	98.4	152.1	218.3*	-	-	-
95.1	169.8	300.9*	-	-	297.6	108.3	137.2	216.6*	-	-	215.0
98.4	163.1	299.8*	-	-	297.6	111.5	132.3	216.1*	-	-	214.6
111.5	143.3	295.4*	-	-	296.2	124.7	116.8	212.7*	-	-	212.7
124.7	126.8	291.0*	-	-	293.9	137.8	103.8	209.4*	-	-	210.5
137.8	112.4	284.4*	273.4	-	291.0	150.9	92.8	205.0*	-	-	206.1
150.9	98.5	271.2*	273.4	-	282.9	154.2	90.4	203.9*	192.9	-	205.0
164.0	87.1	235.9*	273.4	-	276.3	164.0	83.1	200.6*	192.9	-	201.7
177.2	77.6	206.1*	273.4	-	269.0	177.2	74.3	197.3*	192.9	-	197.3
190.3	69.4	179.7*	249.1	-	261.6	190.3	66.1	190.7*	192.9	-	191.8
193.6	67.8	173.3*	241.7	233.7	259.8	203.4	59.3	169.8*	192.9	-	186.3
203.4	62.8	154.3*	219.4	233.7	246.9	213.3	54.7	154.9*	192.9	159.8	183.0
210.0	57.1*	140.0*	205.6	231.5	235.9	216.5	53.1	149.9*	192.9	159.8	181.9
216.5	-	-	191.8	229.3	224.9	229.7	47.4	132.3*	179.7	159.8	176.4
229.7	-	-	167.6	212.7	208.0	242.8	42.5	114.6*	159.8	159.8	171.2
239.5	-	-	146.6	202.8	195.7	249.3	37.9*	104.7*	151.0	159.8	168.7
242.8	-	-	-	199.5	189.6	255.9	-	-	142.2	159.8	165.3
255.9	-	-	-	176.4	177.5	269.0	-	-	124.6	159.8	160.9
262.5	-	-	-	163.1	172.5	275.6	-	-	115.7	156.2	158.7
269.0	-	-	-	-	167.6	282.2	-	-	-	148.8	153.2
282.2	-	-	-	-	157.6	295.3	-	-	-	132.3	142.2
288.7	-	-	-	-	153.2	301.8	-	-	-	123.5	134.8
295.3	-	-	-	-	130.1	308.4	-	-	-	-	127.5
308.4	-	-	-	-	117.2	321.5	-	-	-	-	113.7
321.5	-	-	-	-	103.6	324.8	-	-	-	-	110.5
334.6	-	-	-	-	92.4	334.6	-	-	-	-	104.3
						347.8	-	-	-	-	92.2
						360.9	-	-	-	-	79.6
						370.7	-	-	-	-	73.9

	0 lb	143,300 lb	275,600 lb	363,800 lb
	452,000 lb	540,200 lb	628,400 lb	716,600 lb

* Main boom angle 85°

Main boom angle 87°, 85°, 75°, 65° and 55°, capacities for intermediate boom positions are calculated by the crane control system IC-1

363,800 lb + 110,200 lb		36.1-62.3 ft		27.6 ft		32.2 ft/s		360°		75%	
157.5 ft + 275.6 ft						157.5 ft + 315.0 ft					
SWSL_1						SWSL_1					
SFSL_1						SFSL_1					
0 lb		0 lb - 716,600 lb				0 lb		0 lb - 716,600 lb			
87°/85°		87°/85°		75°		65°		55°		15°	
ft		1,000 lb				ft		1,000 lb			
82.0	155.4	158.7	-	-	-	91.9	112.4	114.6	-	-	-
85.3	155.4	157.6	-	-	-	98.4	111.3	113.5	-	-	-
91.9	152.1	156.5	-	-	-	111.5	109.8	111.3*	-	-	-
98.4	141.1	155.4*	-	-	-	124.7	98.5	110.2*	-	-	-
111.5	122.4	154.3*	-	-	-	134.5	89.5	108.9*	-	-	108.5
121.4	111.3	152.7*	-	-	151.0	137.8	86.4	108.5*	-	-	108.0
124.7	107.6	152.1*	-	-	150.6	150.9	76.1	106.5*	-	-	106.3
137.8	95.0	148.8*	-	-	148.8	164.0	67.2	104.5*	-	-	104.1
150.9	84.2	146.6*	-	-	145.9	177.2	59.5	102.5*	-	-	101.6
164.0	75.0	144.4*	-	-	142.9	187.0	54.4	101.0*	94.1	-	99.6
170.6	71.0	142.7*	134.5	-	141.5	190.3	52.7	100.5*	94.1	-	99.0
177.2	67.0	141.1*	134.5	-	140.0	203.4	46.7	98.5*	93.9	-	96.2
190.3	60.0	138.9*	134.5	-	136.3	216.5	41.4	96.6*	93.5	-	93.3
203.4	53.8	136.7*	134.5	-	132.6	229.7	36.6	94.6*	92.8	-	90.6
216.5	48.3	134.5*	133.4	-	129.0	242.8	32.2	92.8*	92.2	-	88.0
229.7	43.4	132.3*	133.4	-	126.0	255.9	28.4	91.1*	91.3	-	85.3
236.2	40.9	129.0*	132.8	110.2	124.6	259.2	27.6	90.7*	91.2	75.2	84.7
242.8	38.4	125.7*	132.3	110.2	122.4	269.0	24.9	89.5*	90.6	75.2	82.7
255.9	34.0	111.3*	132.3	110.2	119.0	282.2	21.6	87.7*	89.9	75.2	80.2
269.0	30.0	99.0*	131.2	110.2	115.4	295.3	18.7	83.1*	89.5	75.2	77.8
282.2	26.5	85.5*	120.2	110.2	112.3	308.4	15.9	73.0*	88.8	75.2	75.5
285.4	23.4*	81.8*	117.0	110.2	111.7	318.2	13.9	65.3*	88.5	75.2	73.7
295.3	-	-	107.6	110.2	109.8	321.5	11.2*	62.6*	88.4	75.2	73.2
298.6	-	-	104.4	110.2	108.9	324.8	10.6*	59.5*	86.4	75.2	72.6
308.4	-	-	94.6	110.2	106.9	334.6	-	-	80.5	75.2	61.9
315.0	-	-	87.3	110.2	105.6	347.8	-	-	70.3	75.2	61.9
321.5	-	-	-	110.2	104.3	351.1	-	-	67.7	75.2	61.9
334.6	-	-	-	101.2	101.6	360.9	-	-	-	75.2	61.9
341.2	-	-	-	94.4	98.8	374.0	-	-	-	75.2	61.9
347.8	-	-	-	-	96.3	377.3	-	-	-	73.6	61.9
360.9	-	-	-	-	93.9	387.1	-	-	-	-	61.9
364.2	-	-	-	-	93.9	400.3	-	-	-	-	61.9
374.0	-	-	-	-	81.4	403.5	-	-	-	-	61.9
387.1	-	-	-	-	70.5	413.4	-	-	-	-	60.6
400.3	-	-	-	-	60.1	426.5	-	-	-	-	51.4
410.1	-	-	-	-	55.3	439.6	-	-	-	-	43.7
						449.5	-	-	-	-	38.4



* Main boom angle 85°
 Main boom angle 87°, 85°, 75°, 65° and 55°, capacities for intermediate boom positions are calculated by the crane control system IC-1

363,800 lb + 110,200 lb		36.1-62.3 ft		27.6 ft		32.2 ft/s		360°		75%	
177.2 ft + 78.7 ft						177.2 ft + 118.1 ft					
SWSL_1						SWSL_1					
SFSL_1						SFSL_1					
0 lb						0 lb - 716,600 lb					
87°/85°						87°/85°					
75°						75°					
65°						65°					
55°						55°					
15°						15°					
ft						ft					
1,000 lb						1,000 lb					
39.4	467.4	731.9	-	-	-	49.2	352.7	524.7	-	-	-
45.9	407.9	712.1	-	-	-	52.5	332.9	522.5	-	-	-
52.5	361.6	743.0*	-	-	-	59.1	299.8	537.9*	-	-	-
55.8	341.7	734.1*	-	-	-	65.6	271.2	531.3*	-	-	-
59.1	324.1	725.3*	-	-	-	68.9	260.1	526.9*	-	-	515.9
65.6	293.2	696.7*	-	-	-	72.2	249.1	522.5*	-	-	515.9
72.2	266.8	670.2*	-	-	-	78.7	229.3	513.7*	-	-	515.9
78.7	246.9	632.7*	-	-	-	85.3	211.6	502.7*	-	-	515.9
85.3	227.1	604.1*	-	-	-	91.9	196.2	489.4*	-	-	511.5
91.9	205.0	520.3*	-	-	-	98.4	184.1	474.0*	-	-	509.3
95.1	190.7*	478.4*	617.3	-	-	108.3	163.4	431.0*	511.5	-	496.0
98.4	181.9*	436.5*	597.5	-	-	111.5	156.5	416.7*	511.5	-	493.8
111.5	-	-	524.7	-	-	124.7	134.5	339.5*	463.0	-	462.2
124.7	-	-	467.4	-	-	131.2	125.7	300.9*	439.8	-	435.0
128.0	-	-	456.4	-	-	137.8	113.5*	262.4*	416.7	-	407.9
137.8	-	-	-	403.4	-	150.9	-	-	374.8	-	363.8
150.9	-	-	-	361.6	-	157.5	-	-	341.7	339.5	341.7
157.5	-	-	-	343.9	-	164.0	-	-	308.6	324.1	324.8
164.0	-	-	-	-	-	167.3	-	-	291.0	316.9	316.4
173.9	-	-	-	-	295.4	177.2	-	-	-	295.4	291.0
177.2	-	-	-	-	288.8	190.3	-	-	-	271.2	264.6
183.7	-	-	-	-	275.6	196.9	-	-	-	262.4	251.3
190.3	-	-	-	-	-	200.1	-	-	-	-	244.7
203.4	-	-	-	-	-	203.4	-	-	-	-	240.3
216.5	-	-	-	-	-	216.5	-	-	-	-	222.7
229.7	-	-	-	-	-	223.1	-	-	-	-	216.1
236.2	-	-	-	-	-	229.7	-	-	-	-	201.7
						242.8	-	-	-	-	182.2
						255.9	-	-	-	-	158.7
						269.0	-	-	-	-	139.6
						275.6	-	-	-	-	131.2

0 lb	143,300 lb	275,600 lb	363,800 lb
452,000 lb	540,200 lb	628,400 lb	716,600 lb

* Main boom angle 85°

Main boom angle 87°, 85°, 75°, 65° and 55°, capacities for intermediate boom positions are calculated by the crane control system IC-1

363,800 lb + 110,200 lb		36.1-62.3 ft		27.6 ft		32.2 ft/s		360°		75%	
177.2 ft + 157.5 ft						177.2 ft + 196.9 ft					
SWSL_1						SWSL_1					
SFSL_1						SFSL_1					
0 lb						0 lb - 716,600 lb					
87°/85°						87°/85°					
75°						75°					
65°						65°					
55°						55°					
15°						15°					
ft						ft					
1,000 lb						1,000 lb					
55.8	293.2	383.6	-	-	-	65.6	235.9	282.2	-	-	-
59.1	277.8	381.4	-	-	-	72.2	216.1	280.0	-	-	-
65.6	253.5	377.0	-	-	-	78.7	198.4	282.2*	-	-	-
72.2	231.5	385.8*	-	-	-	85.3	183.0	282.2*	-	-	-
78.7	212.7	383.6*	-	-	-	91.9	169.8	280.0*	-	-	-
82.0	204.5	381.4*	-	-	-	95.1	164.2	280.0*	-	-	275.6
85.3	196.2	379.2*	-	-	374.8	98.4	158.7	280.0*	-	-	275.6
91.9	183.0	377.0*	-	-	374.8	111.5	138.9	275.6*	-	-	275.6
98.4	169.8	370.4*	-	-	374.8	124.7	122.4	269.0*	-	-	274.8
111.5	148.8	359.4*	-	-	372.6	137.8	109.3	262.4*	-	-	273.4
124.7	131.2	348.3*	361.6	-	368.9	141.1	106.5	260.7*	255.7	-	270.4
137.8	114.6	315.3*	359.4	-	366.0	150.9	97.9	255.7*	255.7	-	268.2
150.9	101.2	269.0*	359.4	-	350.5	164.0	86.4	242.5*	255.7	-	261.6
164.0	89.9	229.3*	335.1	-	327.0	177.2	76.9	212.7*	255.7	-	255.7
167.3	87.5	218.6*	325.2	-	318.6	190.3	68.8	185.2*	255.7	-	248.4
173.9	79.4*	197.3*	305.3	-	301.7	200.1	63.8	165.3*	237.5	219.4	241.0
177.2	-	-	295.4	-	293.2	203.4	62.2	158.7*	231.5	219.4	237.4
180.4	-	-	284.9	284.4	286.6	206.7	60.6	151.8*	224.6	218.3	233.7
190.3	-	-	253.5	266.8	266.8	213.3	54.7*	137.8*	210.8	218.3	226.3
203.4	-	-	215.0	246.9	242.5	216.5	-	-	203.9	218.3	222.7
216.5	-	-	-	229.3	220.5	229.7	-	-	178.6	208.3	205.0
229.7	-	-	-	213.8	202.8	242.8	-	-	152.1	195.1	189.2
232.9	-	-	-	209.4	199.5	255.9	-	-	-	183.0	173.1
242.8	-	-	-	-	189.6	269.0	-	-	-	168.7	162.0
255.9	-	-	-	-	177.5	272.3	-	-	-	162.0	159.8
262.5	-	-	-	-	173.1	282.2	-	-	-	-	153.2
269.0	-	-	-	-	158.4	295.3	-	-	-	-	144.4
282.2	-	-	-	-	141.5	298.6	-	-	-	-	142.2
295.3	-	-	-	-	124.6	308.4	-	-	-	-	-
308.4	-	-	-	-	109.9	321.5	-	-	-	-	109.5
311.7	-	-	-	-	106.3	334.6	-	-	-	-	99.9
						347.8	-	-	-	-	85.1
						351.1	-	-	-	-	81.4

0 lb

143,300 lb

275,600 lb

363,800 lb

452,000 lb

540,200 lb

628,400 lb

716,600 lb

* Main boom angle 85°

Main boom angle 87°, 85°, 75°, 65° and 55°, capacities for intermediate boom positions are calculated by the crane control system IC-1

363,800 lb + 110,200 lb		36.1-62.3 ft		27.6 ft		32.2 ft/s		360°		75%	
177.2 ft + 236.2 ft						177.2 ft + 275.6 ft					
SWSL_1						SWSL_1					
SFSL_1						SFSL_1					
0 lb						0 lb - 716,600 lb					
87°/85° 87°/85° 75° 65° 55° 15°						87°/85° 87°/85° 75° 65° 55° 15°					
ft						ft					
1,000 lb						1,000 lb					
75.5	192.9	207.2	-	-	-	85.3	147.7	151.0	-	-	-
78.7	185.2	207.2	-	-	-	91.9	145.5	149.9	-	-	-
85.3	170.9	206.1	-	-	-	98.4	135.6	148.8*	-	-	-
91.9	157.6	206.1*	-	-	-	111.5	117.9	147.7*	-	-	-
98.4	146.6	206.1*	-	-	-	121.4	107.4	146.1*	-	-	145.5
108.3	132.6	204.5*	-	-	202.8	124.7	103.8	145.5*	-	-	145.1
111.5	127.9	203.9*	-	-	202.8	137.8	91.5	143.3*	-	-	143.3
124.7	112.4	201.7*	-	-	202.1	150.9	81.1	141.1*	-	-	141.1
137.8	100.5	198.4*	-	-	200.6	164.0	72.3	138.9*	-	-	138.5
150.9	89.7	195.1*	-	-	196.9	173.9	66.4	137.2*	127.9	-	136.3
157.5	85.1	193.5*	181.9	-	195.1	177.2	64.4	136.7*	127.9	-	135.6
164.0	80.5	191.8*	181.9	-	192.9	190.3	57.8	134.5*	127.9	-	132.6
177.2	72.3	187.4*	181.9	-	188.5	203.4	51.6	131.2*	127.9	-	129.3
190.3	65.5	184.1*	181.9	-	184.1	216.5	46.3	129.0*	127.9	-	125.7
203.4	58.6	173.1*	181.9	-	178.6	229.7	41.7	127.9*	127.9	-	122.1
216.5	52.5	153.2*	181.9	-	174.2	242.8	37.5	125.7*	127.9	-	119.4
223.1	49.6	144.4*	181.9	151.0	-	246.1	36.5	122.9*	127.9	104.9	118.5
229.7	46.7	135.6*	181.9	151.0	-	255.9	33.5	114.6*	127.9	104.9	115.7
242.8	42.1	116.8*	167.6	151.0	-	269.0	29.5	101.4*	127.9	104.9	112.8
249.3	36.8*	108.2*	158.7	151.0	-	282.2	26.0	88.0*	125.7	104.9	109.9
255.9	-	-	149.9	151.0	-	288.7	21.8*	80.7*	119.0	104.9	108.4
269.0	-	-	132.3	151.0	-	295.3	-	-	112.4	104.9	106.9
282.2	-	-	113.5	151.0	130.1	308.4	-	-	100.3	104.9	88.4
295.3	-	-	-	143.3	130.1	318.2	-	-	90.2	104.9	88.4
308.4	-	-	-	126.8	130.1	321.5	-	-	-	104.9	88.4
311.7	-	-	-	122.4	128.7	334.6	-	-	-	104.9	88.4
321.5	-	-	-	-	124.6	347.8	-	-	-	96.8	88.4
334.6	-	-	-	-	117.9	360.9	-	-	-	-	88.4
337.9	-	-	-	-	116.8	374.0	-	-	-	-	88.4
347.8	-	-	-	-	-	387.1	-	-	-	-	72.8
360.9	-	-	-	-	-	400.3	-	-	-	-	65.5
374.0	-	-	-	-	-	413.4	-	-	-	-	56.7
387.1	-	-	-	-	-	426.5	-	-	-	-	47.0
390.4	-	-	-	-	-	-	-	-	-	-	-

	0 lb	143,300 lb	275,600 lb	363,800 lb	452,000 lb	540,200 lb	628,400 lb	716,600 lb
--	------	------------	------------	------------	------------	------------	------------	------------

* Main boom angle 85°

Main boom angle 87°, 85°, 75°, 65° and 55°, capacities for intermediate boom positions are calculated by the crane control system IC-1

363,800 lb + 110,200 lb		36.1-62.3 ft		27.6 ft		32.2 ft/s		360°		75%	
177.2 ft + 315.0 ft						196.9 ft + 78.7 ft					
SWSL_1						SWSL_1					
SFSL_1						SFSL_1					
0 lb						0 lb - 716,600 lb					
87°/85° 87°/85° 75° 65° 55° 15°						87°/85° 87°/85° 75° 65° 55° 15°					
ft						ft					
1,000 lb						1,000 lb					
91.9	108.0	110.2	-	-	-	39.4	-	659.2	-	-	-
98.4	107.1	109.3	-	-	-	42.7	416.7	652.6	-	-	-
111.5	105.2	107.6*	-	-	-	45.9	390.2	643.8	-	-	-
124.7	94.8	106.0*	-	-	-	52.5	346.1	670.2*	-	-	-
134.5	85.9	104.7*	-	-	-	55.8	328.5	663.6*	-	-	643.8
137.8	82.9	104.3*	-	-	-	59.1	310.9	654.8*	-	-	643.8
150.9	73.0	102.5*	-	-	-	65.6	282.2	637.1*	-	-	643.8
164.0	64.4	100.8*	-	-	-	72.2	257.9	617.3*	-	-	639.3
177.2	56.9	99.0*	-	-	-	78.7	238.1	586.4*	-	-	630.5
190.3	50.3	97.0*	89.7	-	-	85.3	220.5	562.2*	-	-	626.1
203.4	44.5	95.2*	89.7	-	-	91.9	205.0	533.5*	-	-	619.5
216.5	39.2	93.3*	89.7	-	-	98.4	180.8*	449.7*	590.8	-	593.0
229.7	34.6	91.5*	89.5	-	-	111.5	-	-	518.1	-	516.6
242.8	30.4	89.7*	89.1	-	-	124.7	-	-	463.0	-	451.9
255.9	26.7	88.2*	88.4	-	-	134.5	-	-	427.7	-	412.3
269.0	23.4	86.6*	88.0	71.0	-	137.8	-	-	-	-	399.0
282.2	20.1	85.1*	87.5	71.0	-	144.4	-	-	374.8	-	377.0
295.3	17.4	83.3*	86.9	71.0	-	150.9	-	-	357.1	-	354.9
308.4	14.8	75.0*	86.6	71.0	-	164.0	-	-	324.1	-	316.0
321.5	12.6	64.6*	86.2	71.0	-	167.3	-	-	315.3	-	307.5
324.8	9.3*	61.9*	85.9	71.0	-	177.2	-	-	-	-	282.2
334.6	-	-	84.9	71.0	-	183.7	-	-	-	269.0	269.7
337.9	-	-	82.4	71.0	58.0	190.3	-	-	-	257.9	257.2
347.8	-	-	75.0	71.0	58.0	196.9	-	-	-	249.1	244.7
357.6	-	-	67.0	71.0	58.0	203.4	-	-	-	-	233.7
360.9	-	-	-	71.0	58.0	216.5	-	-	-	-	212.7
374.0	-	-	-	71.0	58.0	229.7	-	-	-	-	190.7
387.1	-	-	-	71.0	58.0	242.8	-	-	-	-	166.4
400.3	-	-	-	-	58.0	252.6	-	-	-	-	153.2
413.4	-	-	-	-	58.0	-	-	-	-	-	-
426.5	-	-	-	-	-	-	-	-	-	-	-
439.6	-	-	-	-	-	-	-	-	-	-	-
452.8	-	-	-	-	-	-	-	-	-	-	-
465.9	-	-	-	-	-	-	-	-	-	-	-

	0 lb	143,300 lb	275,600 lb	363,800 lb	452,000 lb	540,200 lb	628,400 lb	716,600 lb
--	------	------------	------------	------------	------------	------------	------------	------------

* Main boom angle 85°

Main boom angle 87°, 85°, 75°, 65° and 55°, capacities for intermediate boom positions are calculated by the crane control system IC-1

363,800 lb + 110,200 lb		36.1-62.3 ft		27.6 ft		32.2 ft/s		360°		75%	
196.9 ft + 118.1 ft						196.9 ft + 157.5 ft					
SWSL_1						SWSL_1					
SFSL_1						SFSL_1					
0 lb						0 lb - 716,600 lb					
87°/85°						87°/85°					
75°						75°					
65°						65°					
55°						55°					
15°						15°					
ft						ft					
1,000 lb						1,000 lb					
49.2	339.5	478.4	-	-	-	59.1	266.8	352.7	-	-	-
52.5	319.7	476.2	-	-	-	65.6	242.5	348.3	-	-	-
59.1	288.8	489.4*	-	-	-	72.2	222.7	357.1*	-	-	-
65.6	262.4	485.0*	-	-	-	78.7	205.0	354.9*	-	-	-
68.9	251.3	481.7*	-	-	-	82.0	197.3	352.7*	-	-	-
72.2	240.3	478.4*	-	-	-	85.3	189.6	350.5*	-	-	346.1
78.7	220.5	469.6*	-	-	-	91.9	176.4	348.3*	-	-	346.1
85.3	205.0	458.6*	-	-	-	98.4	164.2	343.9*	-	-	346.1
91.9	190.7	447.5*	-	-	-	111.5	144.4	332.9*	-	-	346.1
98.4	177.5	436.5*	-	-	-	124.7	127.9	321.9*	-	-	341.7
111.5	155.4	410.1*	-	-	-	131.2	120.7	315.3*	337.3	-	341.7
114.8	149.9	393.0*	467.4	-	-	137.8	113.5	308.6*	335.1	-	341.7
124.7	133.4	341.7*	456.4	-	-	150.9	100.3	269.0*	335.1	-	334.4
131.2	124.6	304.2*	433.2	-	-	164.0	89.1	229.3*	330.7	-	318.9
137.8	112.4*	266.8*	410.1	-	-	170.6	84.2	207.8*	316.4	-	305.0
150.9	-	-	370.4	-	-	177.2	76.1*	186.3*	302.0	-	291.0
164.0	-	-	330.7	-	-	187.0	-	-	273.9	266.8	270.1
167.3	-	-	312.0	310.9	-	190.3	-	-	264.6	260.1	263.1
170.6	-	-	293.2	302.0	-	203.4	-	-	224.9	240.3	238.8
177.2	-	-	-	288.8	-	210.0	-	-	205.0	231.5	228.5
190.3	-	-	-	266.8	-	216.5	-	-	-	222.7	218.3
203.4	-	-	-	246.9	-	229.7	-	-	-	208.3	199.9
213.3	-	-	-	-	220.5	239.5	-	-	-	198.4	186.3
216.5	-	-	-	-	216.1	242.8	-	-	-	195.1	183.0
229.7	-	-	-	-	201.7	255.9	-	-	-	-	172.0
232.9	-	-	-	-	198.4	269.0	-	-	-	-	162.0
242.8	-	-	-	-	-	272.3	-	-	-	-	159.8
255.9	-	-	-	-	-	282.2	-	-	-	-	143.7
269.0	-	-	-	-	-	295.3	-	-	-	-	131.2
282.2	-	-	-	-	-	308.4	-	-	-	-	114.6
292.0	-	-	-	-	-	321.5	-	-	-	-	101.5
					119.0	331.4	-	-	-	-	91.9

	0 lb	143,300 lb	275,600 lb	363,800 lb	452,000 lb	540,200 lb	628,400 lb	716,600 lb
--	------	------------	------------	------------	------------	------------	------------	------------

* Main boom angle 85°

Main boom angle 87°, 85°, 75°, 65° and 55°, capacities for intermediate boom positions are calculated by the crane control system IC-1

363,800 lb + 110,200 lb		36.1-62.3 ft		27.6 ft		32.2 ft/s		360°		75%	
196.9 ft + 196.9 ft						196.9 ft + 236.2 ft					
SWSL_1						SWSL_1					
SFSL_1						SFSL_1					
0 lb						0 lb - 716,600 lb					
87°/85°						87°/85°					
75°						75°					
65°						65°					
55°						55°					
15°						15°					
ft						ft					
1,000 lb						1,000 lb					
65.6	227.1	262.4	-	-	-	75.5	185.2	195.1	-	-	-
72.2	207.2	260.1	-	-	-	78.7	177.5	195.1	-	-	-
78.7	190.7	257.9	-	-	-	85.3	164.2	194.0	-	-	-
85.3	176.4	262.4*	-	-	-	91.9	152.1	195.1*	-	-	-
91.9	164.2	262.4*	-	-	-	98.4	141.1	194.0*	-	-	-
98.4	153.2	260.1*	-	-	-	111.5	123.5	192.9*	-	-	190.7
111.5	133.4	255.7*	-	-	257.9	124.7	109.1	190.7*	-	-	190.7
124.7	117.9	251.3*	-	-	257.2	137.8	96.8	187.4*	-	-	190.7
137.8	105.8	244.7*	-	-	255.7	150.9	86.4	184.1*	-	-	187.0
147.6	97.6	239.8*	238.1	-	253.5	164.0	77.4	180.8*	172.0	-	183.7
150.9	94.8	238.1*	238.1	-	252.8	177.2	69.7	176.4*	172.0	-	180.8
164.0	85.5	231.5*	238.1	-	249.1	190.3	62.8	173.1*	172.0	-	176.4
177.2	76.7	211.6*	238.1	-	244.7	203.4	56.9	169.8*	172.0	-	172.0
190.3	68.8	184.1*	238.1	-	236.6	216.5	51.8	153.2*	172.0	-	167.6
203.4	61.9	157.6*	238.1	-	229.3	229.7	46.7	135.6*	172.0	142.2	164.0
206.7	60.4	151.0*	231.2	-	227.1	242.8	41.9	116.8*	172.0	142.2	159.1
210.0	55.5*	144.4*	224.3	206.1	224.9	246.1	40.8	112.1*	167.6	142.2	158.2
213.3	54.0*	137.8*	217.4	206.1	222.7	252.6	35.3*	102.7*	158.7	142.2	156.3
216.5	-	-	210.5	206.1	220.5	255.9	-	154.3	142.2	-	155.4
229.7	-	-	184.1	203.9	202.8	269.0	-	136.7	142.2	-	150.6
242.8	-	-	158.7	190.7	186.3	282.2	-	119.0	142.2	-	144.8
249.3	-	-	145.5	184.1	178.6	285.4	-	114.6	142.2	-	142.7
255.9	-	-	-	178.6	170.9	295.3	-	-	142.2	122.4	136.7
265.7	-	-	-	170.3	159.8	308.4	-	-	135.6	122.4	127.1
269.0	-	-	-	167.6	157.6	318.2	-	-	122.4	120.7	120.2
282.2	-	-	-	155.4	147.7	321.5	-	-	-	120.2	118.0
295.3	-	-	-	-	140.0	334.6	-	-	-	114.6	109.3
308.4	-	-	-	-	132.3	347.8	-	-	-	108.9	99.9
311.7	-	-	-	-	130.1	360.9	-	-	-	-	89.6
321.5	-	-	-	-	114.8	374.0	-	-	-	-	78.3
334.6	-	-	-	-	101.9	387.1	-	-	-	-	69.1
347.8	-	-	-	-	89.3	400.3	-	-	-	-	60.0
360.9	-	-	-	-	79.4	406.8	-	-	-	-	54.2
367.5	-	-	-	-	73.2						

	0 lb	143,300 lb	275,600 lb	363,800 lb	452,000 lb	540,200 lb	628,400 lb	716,600 lb
--	------	------------	------------	------------	------------	------------	------------	------------

* Main boom angle 85°
 Main boom angle 87°, 85°, 75°, 65° and 55°, capacities for intermediate boom positions are calculated by the crane control system IC-1

363,800 lb + 110,200 lb		36.1-62.3 ft		27.6 ft		32.2 ft/s		360°		75%	
196.9 ft + 275.6 ft						196.9 ft + 315.0 ft					
SWSL_1						SWSL_1					
SFSL_1						SFSL_1					
0 lb						0 lb - 716,600 lb					
87°/85°						87°/85°					
75°						75°					
65°						65°					
55°						55°					
15°						15°					
ft						ft					
1,000 lb						1,000 lb					
85.3	140.0	143.3	-	-	-	95.1	102.5	104.7	-	-	-
91.9	138.9	142.2	-	-	-	98.4	102.3	104.3	-	-	-
98.4	130.1	141.1	-	-	-	111.5	100.3	102.7*	-	-	-
111.5	113.5	140.0*	-	-	-	124.7	90.8	101.4*	-	-	-
124.7	99.6	138.9*	-	-	-	137.8	79.4	99.9*	-	-	99.4
137.8	88.0	136.7*	-	-	-	150.9	69.9	98.3*	-	-	98.1
150.9	77.8	135.6*	-	-	-	164.0	61.5	96.8*	-	-	96.5
164.0	69.2	133.4*	-	-	-	177.2	54.2	95.0*	-	-	94.6
177.2	61.7	131.2*	-	-	-	190.3	47.8	93.3*	-	-	92.4
180.4	60.1	130.6*	121.3	-	-	196.9	45.0	92.4*	85.3	-	91.3
190.3	55.1	129.0*	121.3	-	-	203.4	42.1	91.5*	85.3	-	90.1
203.4	49.4	125.7*	121.3	-	-	216.5	37.3	89.7*	85.3	-	87.7
216.5	44.3	124.6*	121.3	-	-	229.7	32.6	88.0*	85.3	-	85.4
229.7	39.7	122.4*	121.3	-	-	242.8	28.7	86.4*	85.3	-	83.0
242.8	35.5	120.2*	121.3	-	-	255.9	24.9	84.9*	85.1	-	80.5
252.6	32.7	115.2*	121.3	99.4	-	269.0	21.6	83.3*	84.7	-	78.3
255.9	31.7	113.5*	121.3	99.4	-	275.6	20.1	82.6*	84.5	67.0	77.2
269.0	28.4	100.1*	121.3	99.4	-	282.2	18.5	81.8*	84.4	67.0	76.0
282.2	25.4	86.9*	121.3	99.4	-	295.3	15.7	80.2*	84.0	67.0	73.9
288.7	20.7*	79.6*	118.5	99.4	-	308.4	13.2	73.9*	83.8	67.0	71.7
295.3	-	-	115.7	99.4	-	321.5	11.0	63.5*	83.6	67.0	69.5
308.4	-	-	102.7	99.4	-	328.1	-	57.8*	83.2	67.0	68.5
321.5	-	-	89.3	99.4	83.6	334.6	-	-	83.1	67.0	67.5
324.8	-	-	85.8	99.4	83.6	347.8	-	-	76.7	67.0	65.6
334.6	-	-	-	99.4	83.6	360.9	-	-	66.1	67.0	63.7
347.8	-	-	-	99.4	83.6	374.0	-	-	-	67.0	61.9
357.6	-	-	-	92.8	83.6	387.1	-	-	-	67.0	60.5
360.9	-	-	-	-	83.6	393.7	-	-	-	67.0	59.7
374.0	-	-	-	-	83.6	400.3	-	-	-	-	59.0
387.1	-	-	-	-	83.6	413.4	-	-	-	-	57.5
400.3	-	-	-	-	-	423.2	-	-	-	-	55.6
413.4	-	-	-	-	-	426.5	-	-	-	-	54.9
426.5	-	-	-	-	-	439.6	-	-	-	-	48.1
439.6	-	-	-	-	-	452.8	-	-	-	-	42.3
442.9	-	-	-	-	-	465.9	-	-	-	-	34.8
						479.0	-	-	-	-	26.8
						482.3	-	-	-	-	24.7

0 lb

143,300 lb

275,600 lb

363,800 lb

452,000 lb

540,200 lb

628,400 lb

716,600 lb

* Main boom angle 85°

Main boom angle 87°, 85°, 75°, 65° and 55°, capacities for intermediate boom positions are calculated by the crane control system IC-1

363,800 lb + 110,200 lb		36.1-62.3 ft		27.6 ft		32.2 ft/s		360°		75%	
216.5 ft + 78.7 ft						216.5 ft + 118.1 ft					
SWSL_1						SWSL_1					
0 lb						0 lb - 716,600 lb					
87°/85° 87°/85° 75° 65° 55° 15°						87°/85° 87°/85° 75° 65° 55° 15°					
ft						ft					
1,000 lb						1,000 lb					
42.7	396.8	568.8	-	-	-	49.2	324.1	425.5	-	-	-
45.9	372.6	562.2	-	-	-	52.5	308.6	421.1	-	-	-
52.5	332.9	588.6*	-	-	-	59.1	277.8	414.5	-	-	-
59.1	299.8	575.4*	-	-	-	65.6	251.3	429.9*	-	-	-
65.6	271.2	562.2*	-	-	-	72.2	231.5	423.3*	-	-	414.5
72.2	249.1	544.5*	-	-	-	78.7	213.8	416.7*	-	-	414.5
78.7	229.3	529.1*	-	-	-	85.3	198.4	407.9*	-	-	414.5
85.3	213.8	511.5*	-	-	-	91.9	184.1	399.0*	-	-	414.5
91.9	199.5	493.8*	-	-	-	98.4	172.0	388.0*	-	-	414.5
95.1	194.0	479.5*	-	-	-	111.5	152.1	368.2*	-	-	410.1
98.4	178.6*	471.8*	-	-	-	118.1	142.7	359.4*	412.3	-	410.1
101.7	172.0*	432.1*	-	-	-	124.7	133.4	350.5*	412.3	-	402.7
105.0	-	-	546.7	-	-	131.2	124.6	315.3*	407.9	-	402.0
111.5	-	-	513.7	-	-	137.8	111.3*	280.0*	405.7	-	401.2
124.7	-	-	458.6	-	-	141.1	108.5*	260.1*	396.3	-	390.6
137.8	-	-	412.3	-	-	150.9	-	-	368.2	-	358.6
150.9	-	-	-	-	-	164.0	-	-	332.9	-	320.4
154.2	-	-	-	341.7	-	177.2	-	288.8	284.4	-	286.6
164.0	-	-	-	317.5	-	190.3	-	-	262.4	-	258.7
173.9	-	-	-	297.6	-	203.4	-	-	242.5	-	234.4
177.2	-	-	-	-	-	213.3	-	-	229.3	-	219.0
190.3	-	-	-	-	-	216.5	-	-	-	-	213.8
196.9	-	-	-	-	242.5	223.1	-	-	-	203.9	205.0
203.4	-	-	-	-	233.7	229.7	-	-	-	197.3	196.2
206.7	-	-	-	-	229.3	242.8	-	-	-	184.1	180.0
216.5	-	-	-	-	210.5	246.1	-	-	-	181.9	176.4
229.7	-	-	-	-	192.9	255.9	-	-	-	-	165.3
242.8	-	-	-	-	174.9	269.0	-	-	-	-	152.9
255.9	-	-	-	-	156.5	282.2	-	-	-	-	138.2
269.0	-	-	-	-	136.2	295.3	-	-	-	-	121.3
272.3	-	-	-	-	133.4	308.4	-	-	-	-	108.5

	0 lb	143,300 lb	275,600 lb	363,800 lb	452,000 lb	540,200 lb	628,400 lb	716,600 lb
--	------	------------	------------	------------	------------	------------	------------	------------

* Main boom angle 85°

Main boom angle 87°, 85°, 75°, 65° and 55°, capacities for intermediate boom positions are calculated by the crane control system IC-1

363,800 lb + 110,200 lb		36.1-62.3 ft		27.6 ft		32.2 ft/s		360°		75%	
216.5 ft + 157.5 ft						216.5 ft + 196.9 ft					
SWSL_1						SWSL_1					
SFSL_1						SFSL_1					
0 lb						0 lb - 716,600 lb					
87°/85°						87°/85°					
75°						75°					
65°						65°					
55°						55°					
15°						15°					
ft						ft					
1,000 lb						1,000 lb					
59.1	257.9	315.3	-	-	-	68.9	208.3	235.9	-	-	-
65.6	233.7	313.1	-	-	-	72.2	199.5	235.9	-	-	-
72.2	215.0	319.7*	-	-	-	78.7	184.1	233.7	-	-	-
78.7	198.4	317.5*	-	-	-	85.3	170.9	238.1*	-	-	-
85.3	183.0	315.3*	-	-	308.6	91.9	158.7	235.9*	-	-	-
91.9	170.9	310.9*	-	-	308.6	98.4	147.7	233.7*	-	-	231.5
98.4	158.7	306.4*	-	-	308.6	111.5	129.0	231.5*	-	-	231.5
111.5	140.0	297.6*	-	-	308.6	124.7	114.6	224.9*	-	-	230.8
124.7	124.6	286.6*	-	-	306.4	137.8	102.3	220.5*	-	-	229.3
134.5	114.6	278.3*	299.8	-	306.4	150.9	91.7	215.0*	218.3	-	229.3
137.8	111.3	275.6*	299.8	-	306.4	164.0	82.9	208.3*	218.3	-	227.1
150.9	100.5	264.6*	299.8	-	301.3	177.2	75.2	201.7*	218.3	-	222.7
164.0	89.3	235.9*	299.8	-	294.7	190.3	68.3	189.6*	218.3	-	216.8
170.6	84.4	215.5*	296.5	-	291.7	203.4	61.7	163.1*	217.2	-	211.6
177.2	75.6*	195.1*	295.4	-	288.8	206.7	60.2	156.3*	216.9	-	210.5
190.3	-	-	275.6	-	262.4	216.5	52.0*	135.6*	216.1	187.4	207.2
196.9	-	-	260.1	246.9	249.1	229.7	-	-	196.2	187.4	199.9
203.4	-	-	244.7	238.1	238.5	242.8	-	-	170.9	187.4	184.5
216.5	-	-	202.8	220.5	217.2	252.6	-	-	151.0	178.3	173.4
229.7	-	-	-	205.0	198.4	255.9	-	-	-	175.3	169.8
242.8	-	-	-	191.8	182.2	269.0	-	-	-	164.2	156.5
249.3	-	-	-	186.3	174.9	278.9	-	-	-	157.6	145.5
252.6	-	-	-	-	170.9	282.2	-	-	-	155.4	143.3
255.9	-	-	-	-	167.6	288.7	-	-	-	151.0	139.3
269.0	-	-	-	-	157.6	295.3	-	-	-	-	135.6
282.2	-	-	-	-	148.8	308.4	-	-	-	-	127.9
295.3	-	-	-	-	132.3	321.5	-	-	-	-	121.3
308.4	-	-	-	-	121.3	334.6	-	-	-	-	106.0
321.5	-	-	-	-	108.4	347.8	-	-	-	-	94.6
334.6	-	-	-	-	93.7	360.9	-	-	-	-	82.7
347.8	-	-	-	-	83.8	374.0	-	-	-	-	72.8
						383.9	-	-	-	-	65.9

0 lb 143,300 lb 275,600 lb 363,800 lb 452,000 lb 540,200 lb 628,400 lb 716,600 lb

* Main boom angle 85°

Main boom angle 87°, 85°, 75°, 65° and 55°, capacities for intermediate boom positions are calculated by the crane control system IC-1

363,800 lb + 110,200 lb		36.1-62.3 ft		27.6 ft		32.2 ft/s		360°		75%	
216.5 ft + 236.2 ft						216.5 ft + 275.6 ft					
SWSL_1			SFSL_1			SWSL_1			SFSL_1		
0 lb			0 lb - 716,600 lb			0 lb			0 lb - 716,600 lb		
87°/85°		87°/85°		75°		65°		55°		15°	
ft		1,000 lb		ft		1,000 lb		ft		1,000 lb	
78.7	170.9	177.5	-	-	-	-	-	85.3	129.0	132.3	-
85.3	157.6	176.4	-	-	-	-	-	91.9	129.0	131.2	-
91.9	146.6	178.6*	-	-	-	-	-	98.4	125.7	130.1	-
98.4	136.7	177.5*	-	-	-	-	-	111.5	109.6	130.1*	-
111.5	119.0	176.4*	-	-	-	174.2	-	124.7	95.9	129.0*	-
124.7	105.4	174.2*	-	-	-	174.2	-	137.8	84.4	127.9*	-
137.8	93.5	170.9*	-	-	-	174.2	-	150.9	74.7	125.7*	-
150.9	83.3	167.6*	-	-	-	172.0	-	164.0	66.6	123.5*	-
164.0	74.7	164.2*	-	-	-	169.8	-	177.2	59.3	121.3*	-
167.3	72.9	163.4*	155.4	-	-	169.2	-	183.7	56.1	120.2*	111.3
177.2	67.2	160.9*	155.4	-	-	167.6	-	190.3	52.9	119.0*	111.3
190.3	60.6	157.6*	155.4	-	-	163.9	-	203.4	47.2	116.8*	111.3
203.4	54.7	153.2*	155.4	-	-	160.2	-	216.5	42.1	114.6*	111.3
216.5	49.6	149.9*	155.4	-	-	156.5	-	229.7	37.7	112.4*	111.3
229.7	45.2	137.8*	155.4	-	-	152.7	-	242.8	33.7	110.2*	111.3
239.5	42.2	124.6*	155.4	131.2	-	150.1	-	255.9	30.0	108.7*	111.3
242.8	41.2	120.2*	155.4	131.2	-	149.2	-	262.5	28.3	105.5*	111.3
246.1	40.1	115.4*	155.4	131.2	-	148.3	-	269.0	26.7	102.3*	111.3
252.6	34.4*	106.0*	155.4	131.2	-	146.4	-	282.2	23.8	89.1*	111.3
255.9	-	-	155.4	131.2	-	145.5	-	285.4	23.1	85.5*	111.3
269.0	-	-	144.4	131.2	-	140.7	-	292.0	18.3*	78.3*	111.3
282.2	-	-	126.8	131.2	-	137.1	-	295.3	-	-	111.3
292.0	-	-	112.4	131.2	-	134.3	-	308.4	-	-	108.0
295.3	-	-	-	131.2	-	133.4	-	321.5	-	-	95.0
305.1	-	-	-	131.2	112.4	126.8	-	328.1	-	-	88.2
308.4	-	-	-	131.2	112.4	124.6	-	334.6	-	-	91.9
321.5	-	-	-	126.8	112.4	114.8	-	347.8	-	-	91.7
328.1	-	-	-	120.2	111.2	110.5	-	360.9	-	-	91.7
334.6	-	-	-	-	110.0	106.3	-	364.2	-	-	91.7
347.8	-	-	-	-	104.3	98.2	-	374.0	-	-	76.7
360.9	-	-	-	-	99.0	90.2	-	387.1	-	-	76.7
374.0	-	-	-	-	-	82.2	-	397.0	-	-	76.7
387.1	-	-	-	-	-	71.9	-	400.3	-	-	-
400.3	-	-	-	-	-	61.6	-	413.4	-	-	-
413.4	-	-	-	-	-	55.3	-	426.5	-	-	-
423.2	-	-	-	-	-	47.4	-	439.6	-	-	-
								452.8	-	-	-
								462.6	-	-	-

	0 lb	143,300 lb	275,600 lb	363,800 lb	452,000 lb	540,200 lb	628,400 lb	716,600 lb
--	------	------------	------------	------------	------------	------------	------------	------------

* Main boom angle 85°

Main boom angle 87°, 85°, 75°, 65° and 55°, capacities for intermediate boom positions are calculated by the crane control system IC-1

363,800 lb + 110,200 lb		36.1-62.3 ft		27.6 ft		32.2 ft/s		360°		75%	
216.5 ft + 315.0 ft						236.2 ft + 78.7 ft					
SWSL_1						SWSL_1					
SFSL_1						SFSL_1					
0 lb						0 lb - 716,600 lb					
87°/85°						87°/85°					
75°						75°					
65°						65°					
55°						55°					
15°						15°					
ft						ft					
1,000 lb						1,000 lb					
95.1	95.0	97.2	-	-	-	42.7	379.2	511.5	-	-	-
98.4	94.8	96.8	-	-	-	45.9	357.1	507.1	-	-	-
111.5	93.7	95.7*	-	-	-	52.5	317.5	529.1*	-	-	-
124.7	86.9	94.6*	-	-	-	59.1	286.6	520.3*	-	-	504.9
137.8	76.1	93.5*	-	-	92.8	65.6	262.4	507.1*	-	-	504.9
150.9	66.8	91.9*	-	-	91.8	72.2	240.3	491.6*	-	-	504.9
164.0	58.6	90.6*	-	-	90.5	78.7	222.7	478.4*	-	-	504.9
177.2	51.6	89.1*	-	-	89.1	85.3	206.1	463.0*	-	-	504.9
190.3	45.4	87.5*	-	-	87.2	91.9	192.9	447.5*	-	-	498.2
203.4	39.9	86.0*	78.9	-	85.2	95.1	187.4	440.9*	-	-	493.8
216.5	35.1	84.2*	78.9	-	83.1	98.4	170.9*	434.3*	-	-	493.8
229.7	30.6	82.7*	78.9	-	80.9	105.0	160.9*	412.3*	-	-	481.3
242.8	26.7	81.1*	78.9	-	78.8	108.3	-	502.7	-	-	479.5
255.9	23.1	79.6*	78.9	-	76.7	111.5	-	502.7	-	-	477.7
269.0	20.1	78.3*	78.9	-	74.5	124.7	-	451.9	-	-	446.8
282.2	17.0	76.9*	78.9	-	72.5	137.8	-	405.7	-	-	392.4
285.4	16.3	76.5*	78.9	61.7	72.0	144.4	-	388.0	-	-	371.1
295.3	14.3	75.6*	78.9	61.7	70.5	150.9	-	-	-	-	349.8
308.4	11.9	74.3*	78.7	61.7	68.5	160.8	-	319.7	-	-	320.0
321.5	9.7	65.3*	78.7	61.7	66.4	164.0	-	310.9	-	-	311.6
331.4	-	56.7*	78.7	61.7	65.0	177.2	-	284.4	-	-	277.8
334.6	-	-	78.7	61.7	64.6	183.7	-	273.4	-	-	264.6
347.8	-	-	78.7	61.7	62.6	190.3	-	-	-	-	251.3
360.9	-	-	70.8	61.7	49.6	203.4	-	-	-	-	227.1
367.5	-	-	65.3	61.7	49.6	206.7	-	-	-	222.7	222.1
374.0	-	-	-	61.7	49.6	216.5	-	-	-	210.5	207.2
387.1	-	-	-	61.7	49.6	219.8	-	-	-	207.2	202.8
400.3	-	-	-	61.7	49.6	229.7	-	-	-	-	189.6
403.5	-	-	-	61.7	49.6	242.8	-	-	-	-	173.8
413.4	-	-	-	-	49.6	255.9	-	-	-	-	159.8
426.5	-	-	-	-	49.6	269.0	-	-	-	-	142.2
436.4	-	-	-	-	49.6	282.2	-	-	-	-	123.5
439.6	-	-	-	-	-	288.7	-	-	-	-	115.7
452.8	-	-	-	-	-	-	-	-	-	-	-
465.9	-	-	-	-	-	-	-	-	-	-	-
479.0	-	-	-	-	-	-	-	-	-	-	-
492.1	-	-	-	-	-	-	-	-	-	-	-
498.7	-	-	-	-	-	-	-	-	-	-	-

	0 lb	143,300 lb	275,600 lb	363,800 lb	452,000 lb	540,200 lb	628,400 lb	716,600 lb
---	------	------------	------------	------------	------------	------------	------------	------------

* Main boom angle 85°

Main boom angle 87°, 85°, 75°, 65° and 55°, capacities for intermediate boom positions are calculated by the crane control system IC-1

363,800 lb + 110,200 lb		36.1-62.3 ft		27.6 ft		32.2 ft/s		360°		75%	
236.2 ft + 118.1 ft						236.2 ft + 157.5 ft					
SWSL_1						SWSL_1					
0 lb						0 lb - 716,600 lb					
87°/85° 87°/85° 75° 65° 55° 15°						87°/85° 87°/85° 75° 65° 55° 15°					
ft						ft					
1,000 lb						1,000 lb					
52.5	295.4	383.6	-	-	-	59.1	246.9	288.8	-	-	-
59.1	266.8	377.0	-	-	-	65.6	224.9	286.6	-	-	-
65.6	242.5	390.2*	-	-	-	72.2	206.1	282.2	-	-	-
72.2	222.7	383.6*	-	-	-	78.7	190.7	291.0*	-	-	-
78.7	206.1	377.0*	-	-	-	85.3	176.4	288.8*	-	-	-
85.3	190.7	370.4*	-	-	-	88.6	170.3	286.6*	-	-	282.2
91.9	177.5	361.6*	-	-	-	91.9	164.2	284.4*	-	-	282.2
98.4	166.4	352.7*	-	-	-	98.4	153.2	280.0*	-	-	282.2
111.5	146.6	335.1*	-	-	-	111.5	134.5	271.2*	-	-	282.2
124.7	131.2	317.5*	374.8	-	-	124.7	120.2	262.4*	-	-	282.2
134.5	120.2	299.3*	371.5	-	-	137.8	107.6	251.3*	-	-	282.2
137.8	111.3*	293.2*	370.4	-	-	141.1	105.0	248.6*	275.6	-	279.3
141.1	107.8*	273.4*	366.0	-	-	150.9	97.2	240.3*	275.6	-	277.0
150.9	-	-	359.4	-	-	164.0	88.4	231.5*	273.4	-	271.9
164.0	-	-	328.5	-	-	170.6	83.6	216.6*	272.3	-	270.4
177.2	-	-	299.8	-	-	177.2	74.3*	201.7*	271.2	-	269.0
183.7	-	-	282.2	266.8	-	180.4	72.3*	189.6*	267.9	-	264.9
190.3	-	-	-	255.7	-	190.3	-	-	264.6	-	252.8
203.4	-	-	-	238.1	-	203.4	-	-	251.3	-	234.1
216.5	-	-	-	220.5	-	206.7	-	-	243.6	227.1	228.7
219.8	-	-	-	217.2	-	216.5	-	-	220.5	215.0	212.7
229.7	-	-	-	-	194.0	219.8	-	-	209.4	211.3	208.3
236.2	-	-	-	-	185.2	229.7	-	-	-	199.5	195.1
242.8	-	-	-	-	178.6	242.8	-	-	-	187.4	178.9
255.9	-	-	-	-	167.6	255.9	-	-	-	175.3	164.2
269.0	-	-	-	-	149.5	259.2	-	-	-	173.1	160.9
282.2	-	-	-	-	137.8	262.5	-	-	-	-	156.5
295.3	-	-	-	-	127.9	269.0	-	-	-	-	151.0
308.4	-	-	-	-	111.7	282.2	-	-	-	-	143.3
321.5	-	-	-	-	95.8	295.3	-	-	-	-	135.6
324.8	-	-	-	-	93.7	308.4	-	-	-	-	118.7
						321.5	-	-	-	-	108.5
						334.6	-	-	-	-	98.5
						347.8	-	-	-	-	84.9
						360.9	-	-	-	-	73.9
						364.2	-	-	-	-	72.1

	0 lb	143,300 lb	275,600 lb	363,800 lb
	452,000 lb	540,200 lb	628,400 lb	716,600 lb

* Main boom angle 85°

Main boom angle 87°, 85°, 75°, 65° and 55°, capacities for intermediate boom positions are calculated by the crane control system IC-1

363,800 lb + 110,200 lb		36.1-62.3 ft		27.6 ft		32.2 ft/s		360°		75%	
236.2 ft + 196.9 ft						236.2 ft + 236.2 ft					
SWSL_1						SWSL_1					
SFSL_1						SFSL_1					
0 lb						0 lb - 716,600 lb					
87°/85°						87°/85°					
75°						75°					
65°						65°					
55°						55°					
15°						15°					
ft						ft					
1,000 lb						1,000 lb					
68.9	200.6	219.4	-	-	-	78.7	160.9	165.3	-	-	-
72.2	191.8	218.3	-	-	-	85.3	152.1	164.2	-	-	-
78.7	177.5	216.1	-	-	-	91.9	141.1	163.1	-	-	-
85.3	164.2	220.5*	-	-	-	98.4	131.2	165.3*	-	-	-
91.9	152.1	219.4*	-	-	-	111.5	114.6	163.1*	-	-	-
98.4	142.2	217.2*	-	-	-	114.8	111.3	162.6*	-	-	159.8
101.7	137.8	216.3*	-	-	213.8	124.7	101.2	160.9*	-	-	159.8
111.5	124.6	213.8*	-	-	213.8	137.8	89.7	158.7*	-	-	159.8
124.7	110.2	208.3*	-	-	213.5	150.9	80.0	155.4*	-	-	158.4
137.8	98.5	202.8*	-	-	212.7	164.0	71.7	152.1*	-	-	156.5
150.9	88.4	197.3*	-	-	212.0	173.9	66.2	149.6*	144.4	-	154.9
157.5	84.0	194.0*	201.7	-	211.6	177.2	64.4	148.8*	144.4	-	154.3
164.0	79.6	190.7*	201.7	-	209.1	190.3	58.0	144.4*	144.4	-	151.4
177.2	72.3	184.1*	201.7	-	206.1	203.4	52.2	141.1*	144.4	-	148.6
190.3	65.7	178.6*	201.7	-	202.5	216.5	47.4	136.7*	144.4	-	145.5
203.4	60.2	166.4*	201.7	-	197.7	229.7	43.0	133.4*	144.4	-	142.6
210.0	57.8	153.2*	200.6	-	195.8	242.8	39.0	122.4*	144.4	-	138.5
216.5	50.0*	140.0*	200.6	-	194.0	246.1	38.1	117.7*	144.4	-	137.8
226.4	-	-	198.1	174.2	-	249.3	32.7*	113.1*	144.4	122.4	137.1
229.7	-	-	197.3	174.2	-	255.9	31.1*	103.8*	144.4	122.4	135.6
242.8	-	-	180.8	173.1	-	269.0	-	-	144.4	122.4	131.9
255.9	-	-	154.3	170.9	-	282.2	-	-	133.4	122.4	128.6
259.2	-	-	147.7	168.1	-	295.3	-	-	115.7	122.4	125.7
269.0	-	-	-	159.8	-	308.4	-	-	-	122.4	119.3
282.2	-	-	-	151.0	-	318.2	-	-	-	122.4	104.9
292.0	-	-	-	144.4	132.3	321.5	-	-	-	122.4	104.9
295.3	-	-	-	142.2	130.1	334.6	-	-	-	116.8	104.1
298.6	-	-	-	141.1	128.1	347.8	-	-	-	-	98.5
308.4	-	-	-	-	122.4	360.9	-	-	-	-	93.5
321.5	-	-	-	-	115.7	370.7	-	-	-	-	89.9
331.4	-	-	-	-	111.3	374.0	-	-	-	-	79.4
334.6	-	-	-	-	-	387.1	-	-	-	-	72.2
347.8	-	-	-	-	-	400.3	-	-	-	-	63.8
360.9	-	-	-	-	-	413.4	-	-	-	-	54.2
374.0	-	-	-	-	-	426.5	-	-	-	-	46.2
387.1	-	-	-	-	-	439.6	-	-	-	-	39.0
400.3	-	-	-	-	-	-	-	-	-	-	-
403.5	-	-	-	-	-	-	-	-	-	-	-

	0 lb	143,300 lb	275,600 lb	363,800 lb	452,000 lb	540,200 lb	628,400 lb	716,600 lb
--	------	------------	------------	------------	------------	------------	------------	------------

* Main boom angle 85°

Main boom angle 87°, 85°, 75°, 65° and 55°, capacities for intermediate boom positions are calculated by the crane control system IC-1

363,800 lb + 110,200 lb		36.1-62.3 ft		27.6 ft		32.2 ft/s		360°		75%	
236.2 ft + 275.6 ft						236.2 ft + 315.0 ft					
SWSL_1						SWSL_1					
SFSL_1						SFSL_1					
0 lb						0 lb - 716,600 lb					
87°/85°						87°/85°					
75°						75°					
65°						65°					
55°						55°					
15°						15°					
ft						ft					
1,000 lb						1,000 lb					
88.6	120.2	123.5	-	-	-	95.1	89.3	91.3	-	-	-
91.9	120.2	122.4	-	-	-	98.4	89.1	91.1	-	-	-
98.4	117.9	122.4	-	-	-	111.5	88.2	89.7	-	-	-
111.5	104.9	121.3*	-	-	-	124.7	82.9	89.1*	-	-	-
124.7	91.7	120.2*	-	-	-	137.8	72.3	88.4*	-	-	-
128.0	89.0	119.9*	-	-	119.0	141.1	70.1	88.1*	-	-	87.5
137.8	80.9	119.0*	-	-	119.0	150.9	63.3	87.1*	-	-	86.7
150.9	71.4	116.8*	-	-	118.3	164.0	55.6	85.8*	-	-	85.7
164.0	63.3	115.7*	-	-	116.8	177.2	48.7	84.4*	-	-	84.7
177.2	56.4	113.5*	-	-	114.6	190.3	42.8	82.9*	-	-	82.9
190.3	50.3	111.3*	104.9	-	113.2	203.4	37.5	81.4*	-	-	81.1
203.4	44.8	109.3*	104.9	-	111.2	206.7	36.3	81.0*	73.6	-	80.7
216.5	39.9	107.1*	104.9	-	108.9	216.5	32.8	79.8*	73.6	-	79.6
229.7	35.5	104.7*	104.9	-	106.4	229.7	28.7	78.3*	73.6	-	77.5
242.8	31.5	102.3*	104.9	-	103.9	242.8	24.7	76.9*	73.6	-	75.5
255.9	28.0	100.1*	104.9	-	101.4	255.9	21.2	75.4*	73.6	-	73.4
269.0	24.9	97.9*	104.9	85.8	-	269.0	18.1	73.9*	73.6	-	71.5
282.2	22.0	92.2*	104.9	85.8	-	282.2	15.2	72.5*	73.6	-	69.6
285.4	21.4	88.6*	104.9	85.8	-	292.0	13.2	71.5*	73.6	57.5	68.2
292.0	16.1*	81.6*	104.9	85.8	-	295.3	12.6	71.2*	73.6	57.5	67.7
295.3	-	-	104.9	85.8	-	308.4	10.1	70.1*	73.6	57.5	65.8
308.4	-	-	104.9	85.8	-	315.0	9.0	68.5*	73.6	57.5	64.8
321.5	-	-	101.6	85.8	-	321.5	-	66.8*	73.6	57.5	63.9
334.6	-	-	87.7	85.8	-	324.8	-	64.1*	73.6	57.5	63.5
344.5	-	-	-	85.8	71.9	331.4	-	58.6*	73.6	57.5	62.6
347.8	-	-	-	85.8	71.9	334.6	-	-	73.6	57.5	62.2
360.9	-	-	-	85.8	71.9	347.8	-	-	73.6	57.5	60.2
374.0	-	-	-	85.5	71.9	360.9	-	-	73.6	57.5	58.5
387.1	-	-	-	-	71.7	370.7	-	-	67.0	57.5	57.3
400.3	-	-	-	-	71.7	374.0	-	-	-	57.5	46.1
410.1	-	-	-	-	71.7	387.1	-	-	-	57.5	46.1
413.4	-	-	-	-	-	400.3	-	-	-	57.5	46.1
426.5	-	-	-	-	-	410.1	-	-	-	57.5	45.9
439.6	-	-	-	-	-	413.4	-	-	-	-	45.9
452.8	-	-	-	-	-	426.5	-	-	-	-	45.9
465.9	-	-	-	-	-	439.6	-	-	-	-	45.9
479.0	-	-	-	-	-	446.2	-	-	-	-	45.9
						452.8	-	-	-	-	-
						465.9	-	-	-	-	-
						479.0	-	-	-	-	-
						492.1	-	-	-	-	-
						515.1	-	-	-	-	-

* Main boom angle 85°

Main boom angle 87°, 85°, 75°, 65° and 55°, capacities for intermediate boom positions are calculated by the crane control system IC-1

	0 lb	143,300 lb	275,600 lb	363,800 lb
	452,000 lb	540,200 lb	628,400 lb	716,600 lb

363,800 lb + 110,200 lb		36.1-62.3 ft		27.6 ft		32.2 ft/s		360°		75%	
255.9 ft + 78.7 ft						255.9 ft + 118.1 ft					
SWSL_1						SWSL_1					
SFSL_1						SFSL_1					
0 lb						0 lb - 716,600 lb					
87°/85°						87°/85°					
75°						75°					
65°						65°					
55°						55°					
15°						15°					
ft						ft					
1,000 lb						1,000 lb					
42.7	363.8	429.9	-	-	-	52.5	282.2	321.9	-	-	-
45.9	341.7	423.3	-	-	-	59.1	255.7	315.3	-	-	-
52.5	306.4	412.3	-	-	-	65.6	233.7	326.3*	-	-	-
59.1	277.8	427.7*	-	-	-	72.2	215.0	319.7*	-	-	-
62.3	264.6	423.3*	-	-	418.9	75.5	206.7	316.4*	-	-	313.1
65.6	251.3	416.7*	-	-	418.9	78.7	198.4	313.1*	-	-	313.1
72.2	231.5	403.4*	-	-	418.9	85.3	184.1	306.4*	-	-	313.1
78.7	215.0	390.2*	-	-	418.9	91.9	172.0	297.6*	-	-	313.1
85.3	199.5	377.0*	-	-	416.7	98.4	160.9	291.0*	-	-	313.1
91.9	186.3	363.8*	-	-	414.5	111.5	142.2	273.4*	-	-	308.6
95.1	180.8	358.3*	-	-	412.3	124.7	126.8	257.9*	-	-	305.0
98.4	164.2*	352.7*	-	-	410.1	128.0	123.8	254.6*	304.2	-	304.2
105.0	154.3*	341.7*	-	-	407.1	134.5	117.9	248.0*	304.2	-	302.8
111.5	-	-	405.7	-	404.2	137.8	107.1*	244.7*	302.0	-	302.0
124.7	-	-	392.4	-	392.4	144.4	102.3*	238.1*	297.6	-	296.9
137.8	-	-	372.6	-	383.6	150.9	-	-	293.2	-	293.9
150.9	-	-	346.1	-	346.9	164.0	-	-	280.0	-	285.1
164.0	-	-	-	-	311.6	177.2	-	-	264.6	-	277.8
170.6	-	-	-	293.2	294.7	187.0	-	-	253.5	-	260.1
177.2	-	-	-	280.0	277.8	190.3	-	-	-	253.5	254.3
190.3	-	-	-	257.9	251.3	203.4	-	-	-	233.7	231.5
203.4	-	-	-	-	226.4	216.5	-	-	-	217.2	210.5
216.5	-	-	-	-	206.1	229.7	-	-	-	202.8	192.9
219.8	-	-	-	-	201.7	242.8	-	-	-	-	176.4
229.7	-	-	-	-	191.8	246.1	-	-	-	-	172.5
242.8	-	-	-	-	172.3	255.9	-	-	-	172.0	172.5
255.9	-	-	-	-	157.6	269.0	-	-	-	163.1	160.9
269.0	-	-	-	-	145.1	282.2	-	-	-	154.3	148.4
282.2	-	-	-	-	130.8	295.3	-	-	-	-	137.1
295.3	-	-	-	-	114.6	308.4	-	-	-	-	125.7
305.1	-	-	-	-	102.5	321.5	-	-	-	-	115.4
						334.6	-	-	-	-	103.3
						344.5	-	-	-	-	89.5
											80.2

	0 lb	143,300 lb	275,600 lb	363,800 lb
	452,000 lb	540,200 lb	628,400 lb	716,600 lb

* Main boom angle 85°

Main boom angle 87°, 85°, 75°, 65° and 55°, capacities for intermediate boom positions are calculated by the crane control system IC-1

363,800 lb + 110,200 lb		36.1-62.3 ft		27.6 ft		32.2 ft/s		360°		75%	
255.9 ft + 157.5 ft						255.9 ft + 196.9 ft					
SWSL_1						SWSL_1					
SFSL_1						SFSL_1					
0 lb						0 lb - 716,600 lb					
87°/85°						87°/85°					
75°						75°					
65°						65°					
55°						55°					
15°						15°					
ft						ft					
1,000 lb						1,000 lb					
62.3	227.1	244.7	-	-	-	68.9	184.1	188.5	-	-	-
65.6	217.2	242.5	-	-	-	72.2	181.9	187.4	-	-	-
72.2	199.5	238.1	-	-	-	78.7	170.9	185.2	-	-	-
78.7	184.1	246.9*	-	-	-	85.3	157.6	188.5*	-	-	-
85.3	170.9	244.7*	-	-	-	91.9	146.6	187.4*	-	-	-
88.6	164.8	242.5*	-	-	235.9	98.4	136.7	185.2*	-	-	-
91.9	158.7	240.3*	-	-	235.9	101.7	132.6	184.1*	-	-	181.9
98.4	147.7	235.9*	-	-	235.9	111.5	120.2	180.8*	-	-	181.9
111.5	130.1	227.1*	-	-	235.9	124.7	106.7	176.4*	-	-	181.5
124.7	115.7	217.2*	-	-	234.4	137.8	95.0	169.8*	-	-	180.8
137.8	104.1	207.2*	-	-	231.5	150.9	85.3	164.2*	-	-	178.6
147.6	96.6	199.8*	229.3	-	229.3	160.8	79.0	159.3*	172.0	-	176.9
150.9	94.1	197.3*	229.3	-	228.5	164.0	76.9	157.6*	172.0	-	176.4
164.0	85.5	189.6*	227.1	-	224.9	177.2	69.7	151.0*	172.0	-	174.2
170.6	81.8	185.7*	223.8	-	222.7	190.3	63.3	145.5*	172.0	-	171.2
177.2	71.7*	181.9*	220.5	-	220.5	203.4	57.8	140.0*	169.8	-	167.6
180.4	70.1*	179.7*	219.1	-	219.4	210.0	55.3	137.8*	167.6	-	165.3
190.3	-	-	215.0	-	216.1	216.5	47.6*	135.6*	165.3	-	163.1
203.4	-	-	207.2	-	208.9	219.8	46.5*	134.5*	164.2	-	162.0
213.3	-	-	200.3	197.3	204.5	229.7	-	160.9	-	-	158.7
216.5	-	-	198.4	197.3	202.8	236.2	-	158.2	144.4	-	156.5
226.4	-	-	190.7	195.8	193.5	242.8	-	155.4	144.4	-	154.3
229.7	-	-	-	195.1	190.3	255.9	-	149.9	144.4	-	149.9
242.8	-	-	-	183.0	176.7	262.5	-	146.6	144.4	-	148.1
255.9	-	-	-	170.9	162.0	269.0	-	-	144.4	-	146.2
269.0	-	-	-	160.9	148.8	282.2	-	-	143.3	-	139.1
275.6	-	-	-	-	142.2	295.3	-	-	140.0	-	129.0
282.2	-	-	-	-	137.8	301.8	-	-	135.6	121.3	123.8
295.3	-	-	-	-	130.1	305.1	-	-	133.4	120.2	121.3
305.1	-	-	-	-	125.7	308.4	-	-	-	117.9	118.7
308.4	-	-	-	-	115.4	321.5	-	-	-	111.3	109.1
321.5	-	-	-	-	106.0	334.6	-	-	-	106.3	100.1
334.6	-	-	-	-	97.7	344.5	-	-	-	102.1	94.0
347.8	-	-	-	-	88.8	347.8	-	-	-	-	92.0
360.9	-	-	-	-	77.5	360.9	-	-	-	-	84.2
374.0	-	-	-	-	65.3	374.0	-	-	-	-	77.2
380.6	-	-	-	-	61.5	387.1	-	-	-	-	67.6
						400.3	-	-	-	-	57.7
						413.4	-	-	-	-	49.2
						419.9	-	-	-	-	46.1

	0 lb	143,300 lb	275,600 lb	363,800 lb
	452,000 lb	540,200 lb	628,400 lb	716,600 lb

* Main boom angle 85°

Main boom angle 87°, 85°, 75°, 65° and 55°, capacities for intermediate boom positions are calculated by the crane control system IC-1

363,800 lb + 110,200 lb		36.1-62.3 ft		27.6 ft		32.2 ft/s		360°		75%	
255.9 ft + 236.2 ft						255.9 ft + 275.6 ft					
SWSL_1			SFSL_1			SWSL_1			SFSL_1		
0 lb			0 lb - 716,600 lb			0 lb			0 lb - 716,600 lb		
87°/85°		87°/85°		75°		65°		55°		15°	
ft		1,000 lb		ft		1,000 lb		ft		1,000 lb	
78.7	138.9	142.2	-	-	-	-	-	88.6	104.9	107.6	-
85.3	137.8	141.1	-	-	-	-	-	91.9	104.7	107.1	-
91.9	135.6	140.0	-	-	-	-	-	98.4	104.1	106.3	-
98.4	125.7	141.1*	-	-	-	-	-	111.5	100.5	106.0*	-
111.5	110.2	138.9*	-	-	-	-	-	124.7	88.0	104.9*	-
114.8	107.0	138.3*	-	-	-	-	136.7	128.0	85.3	104.5*	-
124.7	97.4	136.7*	-	-	-	-	136.7	137.8	77.4	103.2*	-
137.8	86.4	133.4*	-	-	-	-	136.7	150.9	68.3	101.2*	-
150.9	76.9	130.1*	-	-	-	-	135.2	164.0	60.6	99.2*	-
164.0	68.8	126.8*	-	-	-	-	133.7	177.2	53.8	97.0*	-
177.2	61.7	122.4*	125.7	-	-	-	132.3	190.3	47.8	94.4*	-
190.3	55.6	119.0*	125.7	-	-	-	130.1	196.9	45.2	93.1*	91.5
203.4	50.0	114.6*	125.7	-	-	-	127.5	203.4	42.5	91.9*	91.5
216.5	45.2	110.2*	125.7	-	-	-	124.6	216.5	37.9	89.5*	91.5
229.7	41.0	107.4*	124.6	-	-	-	122.4	229.7	33.5	86.9*	91.5
242.8	37.3	103.8*	123.5	-	-	-	119.8	242.8	29.8	84.2*	91.5
249.3	35.5	102.2*	122.4	-	-	-	118.3	255.9	26.5	81.8*	91.5
255.9	28.9*	100.5*	121.3	-	-	-	116.8	269.0	23.1	79.4*	91.5
259.2	-	-	120.4	105.6	-	-	115.2	282.2	20.5	77.2*	91.3
269.0	-	-	117.9	105.6	-	-	113.5	285.4	19.8	76.6*	90.9
282.2	-	-	115.7	105.6	-	-	110.3	295.3	13.7*	74.7*	89.7
295.3	-	-	111.3	105.6	-	-	107.6	308.4	-	88.2	74.5
301.8	-	-	110.2	105.4	-	-	105.6	321.5	-	86.2	74.5
308.4	-	-	-	105.4	-	-	104.0	334.6	-	84.2	74.3
321.5	-	-	-	105.4	-	-	100.9	337.9	-	83.8	74.3
328.1	-	-	-	104.9	88.8	-	99.3	347.8	-	-	74.3
334.6	-	-	-	104.7	88.2	-	97.7	357.6	-	-	74.3
344.5	-	-	-	104.5	88.2	-	93.0	360.9	-	-	74.3
347.8	-	-	-	-	88.2	91.5	-	374.0	-	-	74.3
360.9	-	-	-	-	88.2	84.7	-	380.6	-	-	74.3
374.0	-	-	-	-	84.7	77.6	-	387.1	-	-	-
383.9	-	-	-	-	81.6	72.6	-	400.3	-	-	-
387.1	-	-	-	-	-	71.0	-	413.4	-	-	-
400.3	-	-	-	-	-	64.7	-	419.9	-	-	-
413.4	-	-	-	-	-	57.8	-	426.5	-	-	-
426.5	-	-	-	-	-	48.9	-	439.6	-	-	-
439.6	-	-	-	-	-	40.0	-	452.8	-	-	-
452.8	-	-	-	-	-	34.6	-	465.9	-	-	-
456.0	-	-	-	-	-	32.6	-	479.0	-	-	-
								492.1	-	-	-
								495.4	-	-	-

	0 lb	143,300 lb	275,600 lb	363,800 lb	452,000 lb	540,200 lb	628,400 lb	716,600 lb
--	------	------------	------------	------------	------------	------------	------------	------------

* Main boom angle 85°

Main boom angle 87°, 85°, 75°, 65° and 55°, capacities for intermediate boom positions are calculated by the crane control system IC-1

363,800 lb + 110,200 lb		36.1-62.3 ft		27.6 ft		32.2 ft/s		360°		75%	
255.9 ft + 315.0 ft						275.6 ft + 78.7 ft					
SWSL_1						SWSL_1					
SFSL_1						SFSL_1					
0 lb						0 lb - 716,600 lb					
87°/85°						87°/85°					
75°						75°					
65°						65°					
55°						55°					
15°						15°					
ft						ft					
1,000 lb						1,000 lb					
98.4	77.2	79.4	-	-	-	45.9	326.3	383.6	-	-	-
111.5	76.3	78.0	-	-	-	52.5	293.2	372.6	-	-	-
124.7	75.0	77.4*	-	-	-	59.1	264.6	385.8*	-	-	-
137.8	69.0	76.7*	-	-	-	62.3	253.5	381.4*	-	-	374.8
141.1	66.9	76.4*	-	-	75.8	65.6	242.5	377.0*	-	-	374.8
150.9	60.4	75.4*	-	-	75.3	72.2	222.7	366.0*	-	-	374.8
164.0	52.7	74.3*	-	-	74.6	78.7	206.1	352.7*	-	-	372.6
177.2	46.3	72.8*	-	-	73.9	85.3	191.8	341.7*	-	-	372.6
190.3	40.6	71.4*	-	-	72.4	91.9	179.7	330.7*	-	-	370.4
203.4	35.3	69.7*	-	-	70.9	98.4	169.8	319.7*	-	-	366.0
213.3	32.0	68.5*	64.2	-	69.8	108.3	143.3*	304.2*	-	-	361.6
216.5	30.9	68.1*	64.2	-	69.4	111.5	-	-	-	-	360.1
229.7	26.7	66.4*	64.2	-	67.8	118.1	-	361.6	-	-	357.1
242.8	22.9	64.8*	64.2	-	66.1	124.7	-	354.9	-	-	350.5
255.9	19.6	63.1*	64.2	-	64.4	137.8	-	335.1	-	-	341.7
269.0	16.5	61.3*	64.2	-	62.6	150.9	-	315.3	-	-	331.4
282.2	13.7	59.5*	64.2	-	60.8	154.2	-	308.6	-	-	328.9
295.3	11.0	58.0*	64.2	-	59.1	164.0	-	-	-	-	309.4
301.8	9.8	57.2*	64.2	49.6	58.4	177.2	-	-	273.4	-	275.6
305.1	9.3	56.8*	64.2	49.6	58.0	190.3	-	-	251.3	-	249.1
308.4	-	56.4*	64.2	49.6	57.5	200.1	-	-	238.1	-	230.4
321.5	-	54.9*	63.7	49.6	55.8	203.4	-	-	-	-	224.9
324.8	-	54.6*	63.6	49.6	55.3	216.5	-	-	-	-	202.8
334.6	-	53.6*	63.3	49.6	54.0	229.7	-	-	-	-	185.9
347.8	-	-	62.8	49.6	52.5	232.9	-	-	-	181.9	181.7
360.9	-	-	61.9	49.6	50.7	242.8	-	-	-	174.2	170.1
374.0	-	-	61.3	49.6	49.2	255.9	-	-	-	-	155.4
377.3	-	-	61.1	49.6	48.6	269.0	-	-	-	-	142.2
383.9	-	-	-	49.6	47.8	282.2	-	-	-	-	130.1
387.1	-	-	-	49.6	38.8	295.3	-	-	-	-	119.0
400.3	-	-	-	49.6	38.8	308.4	-	-	-	-	104.2
413.4	-	-	-	49.6	38.8	321.5	-	-	-	-	88.6
419.9	-	-	-	49.6	38.8	-	-	-	-	-	43.7
426.5	-	-	-	-	38.8	-	-	-	-	-	42.4
439.6	-	-	-	-	38.8	-	-	-	-	-	40.8
452.8	-	-	-	-	38.8	-	-	-	-	-	39.2
459.3	-	-	-	-	38.8	-	-	-	-	-	37.3
465.9	-	-	-	-	-	-	-	-	-	-	35.3
479.0	-	-	-	-	-	-	-	-	-	-	30.1
492.1	-	-	-	-	-	-	-	-	-	-	23.4
518.4	-	-	-	-	-	-	-	-	-	-	12.3
524.9	-	-	-	-	-	-	-	-	-	-	9.7

0 lb 143,300 lb 275,600 lb 363,800 lb 452,000 lb 540,200 lb 628,400 lb 716,600 lb

* Main boom angle 85°

Main boom angle 87°, 85°, 75°, 65° and 55°, capacities for intermediate boom positions are calculated by the crane control system IC-1

363,800 lb + 110,200 lb		36.1-62.3 ft		27.6 ft		32.2 ft/s		360°		75%	
275.6 ft + 118.1 ft						275.6 ft + 157.5 ft					
SWSL_1						SWSL_1					
0 lb						0 lb - 716,600 lb					
87°/85°		87°/85°		75°		65°		55°		15°	
ft		1,000 lb		ft		1,000 lb		ft		1,000 lb	
52.5	271.2	293.2	-	-	-	62.3	216.1	222.7	-	-	-
59.1	244.7	286.6	-	-	-	65.6	207.2	220.5	-	-	-
65.6	224.9	282.2	-	-	-	72.2	190.7	218.3	-	-	-
72.2	206.1	291.0*	-	-	-	78.7	176.4	222.7*	-	-	-
75.5	198.4	287.7*	-	-	-	85.3	163.1	220.5*	-	-	-
78.7	190.7	284.4*	-	-	-	91.9	152.1	217.2*	-	-	216.1
85.3	177.5	277.8*	-	-	-	98.4	142.2	213.8*	-	-	216.1
91.9	165.3	271.2*	-	-	-	111.5	125.7	205.0*	-	-	215.3
98.4	155.4	264.6*	-	-	-	124.7	111.3	196.2*	-	-	213.5
111.5	136.7	249.1*	-	-	-	137.8	100.1	187.4*	-	-	210.5
124.7	122.4	235.9*	-	-	-	150.9	90.4	178.6*	206.1	-	207.6
134.5	113.5	226.0*	271.2	-	-	164.0	82.2	170.9*	203.9	-	203.9
137.8	102.3*	222.7*	271.2	-	-	173.9	76.9	165.1*	200.6	-	200.6
144.4	97.4*	218.3*	267.5	-	-	177.2	67.9*	163.1*	199.5	-	199.5
150.9	-	-	264.6	-	-	183.7	65.0*	159.8*	196.2	-	197.3
164.0	-	-	253.5	-	-	190.3	-	-	192.9	-	195.1
177.2	-	-	240.3	-	-	203.4	-	-	185.2	-	189.6
190.3	-	-	224.9	-	-	216.5	-	-	178.6	-	184.1
193.6	-	-	222.7	-	-	223.1	-	-	174.2	176.4	180.0
200.1	-	-	-	229.3	-	229.7	-	-	169.8	175.3	177.1
203.4	-	-	-	227.1	-	242.8	-	-	-	174.2	169.4
216.5	-	-	-	211.6	-	255.9	-	-	-	167.6	159.8
229.7	-	-	-	197.3	-	269.0	-	-	-	157.6	146.6
236.2	-	-	-	190.7	-	275.6	-	-	-	153.2	140.0
242.8	-	-	-	-	-	282.2	-	-	-	-	134.9
255.9	-	-	-	-	-	285.4	-	-	-	-	132.1
259.2	-	-	-	-	-	295.3	-	-	-	130.1	123.5
269.0	-	-	-	-	154.3	308.4	-	-	-	124.6	113.3
278.9	-	-	-	-	147.7	318.2	-	-	-	117.9	106.0
282.2	-	-	-	-	141.1	321.5	-	-	-	113.5	103.7
295.3	-	-	-	-	-	334.6	-	-	-	-	94.6
308.4	-	-	-	-	-	347.8	-	-	-	-	86.6
321.5	-	-	-	-	-	360.9	-	-	-	-	78.0
334.6	-	-	-	-	-	374.0	-	-	-	-	68.8
347.8	-	-	-	-	-	387.1	-	-	-	-	57.5
360.9	-	-	-	-	-	397.0	-	-	-	-	50.9

	0 lb	143,300 lb	275,600 lb	363,800 lb	452,000 lb	540,200 lb	628,400 lb	716,600 lb
--	------	------------	------------	------------	------------	------------	------------	------------

* Main boom angle 85°

Main boom angle 87°, 85°, 75°, 65° and 55°, capacities for intermediate boom positions are calculated by the crane control system IC-1

363,800 lb + 110,200 lb		36.1-62.3 ft		27.6 ft		32.2 ft/s		360°		75%	
275.6 ft + 196.9 ft						275.6 ft + 236.2 ft					
SWSL_1			SFSL_1			SWSL_1			SFSL_1		
0 lb			0 lb - 716,600 lb			0 lb			0 lb - 716,600 lb		
87°/85°		87°/85°		75°		65°		55°		15°	
ft		1,000 lb		ft		1,000 lb		ft		1,000 lb	
72.2	168.7	172.0	-	-	-	-	-	78.7	127.9	131.2	-
78.7	163.1	169.8	-	-	-	-	-	85.3	126.8	130.1	-
85.3	151.0	167.6	-	-	-	-	-	91.9	125.7	127.9	-
91.9	141.1	170.9*	-	-	-	-	-	98.4	120.2	130.1*	-
98.4	131.2	169.8*	-	-	-	-	-	111.5	105.6	127.9*	-
105.0	122.9	167.6*	-	-	-	-	-	118.1	99.3	126.2*	-
111.5	114.6	165.3*	-	-	-	-	-	124.7	93.0	124.6*	-
124.7	102.3	159.8*	-	-	-	-	-	137.8	82.5	122.4*	-
137.8	91.3	154.3*	-	-	-	-	-	150.9	73.4	119.0*	-
150.9	81.8	148.8*	-	-	-	-	-	164.0	65.7	114.6*	-
164.0	73.6	143.3*	-	-	-	-	-	177.2	58.9	111.3*	-
167.3	71.9	141.6*	153.2	-	-	-	-	183.7	55.9	109.6*	114.6
177.2	66.6	136.7*	153.2	-	-	-	-	190.3	52.9	107.8*	114.6
190.3	60.6	131.2*	152.1	-	-	-	-	203.4	47.6	103.8*	114.6
203.4	55.3	126.8*	149.9	-	-	-	-	216.5	43.0	100.1*	113.5
210.0	52.9	124.6*	147.7	-	-	-	-	229.7	38.8	96.6*	113.5
216.5	44.5*	122.4*	145.5	-	-	-	-	242.8	35.1	93.0*	111.3
219.8	43.4*	121.3*	144.4	-	-	-	-	249.3	33.5	91.5*	110.2
229.7	-	-	141.1	-	-	-	-	255.9	26.5*	89.9*	109.1
242.8	-	-	135.6	130.1	-	-	-	259.2	25.6*	89.1*	108.4
255.9	-	-	130.1	130.1	-	-	-	265.7	-	-	106.8
269.0	-	-	124.6	130.1	-	-	-	269.0	-	-	106.0
282.2	-	-	-	126.8	-	-	-	282.2	-	-	103.0
295.3	-	-	-	123.5	-	-	-	295.3	-	-	99.2
308.4	-	-	-	119.0	-	-	-	305.1	-	-	96.3
311.7	-	-	-	117.4	107.4	-	-	308.4	-	-	95.0
315.0	-	-	-	115.7	107.4	109.8	-	321.5	-	-	94.6
321.5	-	-	-	-	105.6	105.2	-	334.6	-	-	93.3
334.6	-	-	-	-	99.9	96.1	-	341.2	-	-	91.9
347.8	-	-	-	-	94.6	88.0	-	347.8	-	-	90.6
354.3	-	-	-	-	92.2	84.0	-	351.1	-	-	89.7
360.9	-	-	-	-	-	80.4	-	360.9	-	-	-
374.0	-	-	-	-	-	73.2	-	374.0	-	-	-
387.1	-	-	-	-	-	66.7	-	387.1	-	-	-
400.3	-	-	-	-	-	58.8	-	393.7	-	-	-
413.4	-	-	-	-	-	49.4	-	400.3	-	-	-
426.5	-	-	-	-	-	40.0	-	413.4	-	-	-
436.4	-	-	-	-	-	36.4	-	426.5	-	-	-
								439.6	-	-	-
								452.8	-	-	-
								465.9	-	-	-
								475.7	-	-	-

* Main boom angle 85°

Main boom angle 87°, 85°, 75°, 65° and 55°, capacities for intermediate boom positions are calculated by the crane control system IC-1

363,800 lb + 110,200 lb		36.1-62.3 ft		27.6 ft		32.2 ft/s		360°		75%	
275.6 ft + 275.6 ft						275.6 ft + 315.0 ft					
SWSL_1			SFSL_1			SWSL_1			SFSL_1		
0 lb			0 lb - 716,600 lb			0 lb			0 lb - 716,600 lb		
87°/85°		87°/85°		75°		65°		55°		15°	
ft		1,000 lb		ft		1,000 lb		ft		1,000 lb	
88.6	96.3	99.2	-	-	-	-	-	98.4	70.5	72.8	-
91.9	96.1	98.8	-	-	-	-	-	111.5	69.7	71.7	-
98.4	95.5	97.9	-	-	-	-	-	124.7	68.8	71.0*	-
111.5	93.3	97.4*	-	-	-	-	-	137.8	65.9	70.1*	-
124.7	83.8	96.1*	-	-	-	-	-	144.4	61.6	69.4*	69.0
131.2	78.7	95.2*	-	-	-	94.6	-	150.9	57.3	68.8*	68.7
137.8	73.6	94.4*	-	-	-	94.1	-	164.0	50.3	67.7*	68.0
150.9	65.0	92.6*	-	-	-	93.5	-	177.2	43.7	66.1*	67.2
164.0	57.3	90.4*	-	-	-	92.6	-	190.3	38.1	64.6*	66.0
177.2	50.9	88.2*	-	-	-	91.3	-	203.4	33.1	63.1*	64.6
190.3	45.2	85.5*	-	-	-	89.8	-	216.5	28.7	61.3*	63.3
200.1	41.2	83.7*	83.3	-	-	88.7	-	229.7	24.7	59.7*	61.8
203.4	39.9	83.1*	83.3	-	-	88.3	-	242.8	21.2	58.0*	60.3
216.5	35.5	80.7*	83.3	-	-	86.6	-	255.9	17.6	56.2*	58.6
229.7	31.3	78.0*	83.3	-	-	84.7	-	269.0	14.8	54.5*	57.1
242.8	27.6	75.4*	83.3	-	-	82.7	-	282.2	12.1	52.7*	55.4
255.9	24.3	73.0*	83.1	-	-	80.7	-	295.3	9.5	50.9*	53.8
269.0	21.4	70.5*	82.2	-	-	78.6	-	298.6	8.8	50.5*	53.4
282.2	18.5	68.3*	81.4	-	-	76.5	-	308.4	-	49.4*	52.2
288.7	17.4	67.2*	80.6	66.8	-	75.4	-	311.7	-	49.0*	51.8
295.3	11.5*	66.1*	79.8	66.8	-	74.3	-	321.5	-	47.8*	50.6
298.6	10.8*	65.5*	79.4	66.8	-	73.8	-	324.8	-	47.5*	50.3
308.4	-	-	78.0	66.8	-	72.2	-	334.6	-	46.3*	48.9
321.5	-	-	76.1	66.8	-	70.2	-	347.8	-	-	47.4
334.6	-	-	73.9	66.8	-	68.1	-	360.9	-	53.8	45.6
344.5	-	-	72.1	66.8	-	66.1	-	374.0	-	52.5	44.1
347.8	-	-	-	66.8	-	65.5	-	383.9	-	51.6	42.9
360.9	-	-	-	66.8	-	63.2	-	387.1	-	-	42.5
367.5	-	-	-	66.8	53.6	62.0	-	397.0	-	-	41.2
374.0	-	-	-	66.8	53.6	60.8	-	400.3	-	-	40.8
387.1	-	-	-	66.1	53.6	57.9	-	413.4	-	-	38.8
390.4	-	-	-	66.1	53.6	57.3	-	426.5	-	44.1	37.3
400.3	-	-	-	-	53.6	55.5	-	439.6	-	-	35.1
413.4	-	-	-	-	53.1	53.1	-	452.8	-	-	33.3
426.5	-	-	-	-	53.1	48.9	-	465.9	-	-	31.4
433.1	-	-	-	-	53.1	46.7	-	469.2	-	-	30.9
439.6	-	-	-	-	-	44.2	-	479.0	-	-	29.1
452.8	-	-	-	-	-	39.0	-	492.1	-	-	24.5
465.9	-	-	-	-	-	32.0	-	518.4	-	-	11.9
479.0	-	-	-	-	-	24.9	-	528.2	-	-	9.0
492.1	-	-	-	-	-	18.1	-				
511.8	-	-	-	-	-	10.1	-				


0 lb
143,300 lb
275,600 lb
363,800 lb
452,000 lb
540,200 lb
628,400 lb
716,600 lb

* Main boom angle 85°

Main boom angle 87°, 85°, 75°, 65° and 55°, capacities for intermediate boom positions are calculated by the crane control system IC-1

363,800 lb + 110,200 lb		36.1-62.3 ft		27.6 ft		32.2 ft/s		360°		75%	
295.3 ft + 78.7 ft						295.3 ft + 118.1 ft					
SWSL_1						SWSL_1					
SFSL_1						SFSL_1					
0 lb						0 lb - 716,600 lb					
87°/85°						87°/85°					
75°						75°					
65°						65°					
55°						55°					
15°						15°					
ft						ft					
1,000 lb						1,000 lb					
45.9	310.9	346.1	-	-	-	55.8	246.9	264.6	-	-	-
52.5	280.0	337.3	-	-	-	59.1	235.9	260.1	-	-	-
59.1	253.5	348.3*	-	-	-	65.6	215.0	255.7	-	-	-
65.6	231.5	339.5*	-	-	-	72.2	198.4	262.4*	-	-	-
72.2	215.0	330.7*	-	-	-	78.7	183.0	257.9*	-	-	255.7
78.7	198.4	319.7*	-	-	-	85.3	170.9	251.3*	-	-	253.5
85.3	185.2	310.9*	-	-	-	91.9	158.7	246.9*	-	-	253.5
91.9	173.1	299.8*	-	-	-	98.4	148.8	240.3*	-	-	253.5
98.4	163.1	288.8*	-	-	-	111.5	132.3	227.1*	-	-	250.6
108.3	136.7*	277.8*	-	-	-	124.7	117.9	213.8*	-	-	246.9
111.5	-	-	-	-	-	137.8	107.4	202.8*	-	-	242.5
124.7	-	-	317.5	-	-	141.1	95.2*	201.0*	240.3	-	241.0
137.8	-	-	302.0	-	-	147.6	90.8*	197.3*	235.9	-	238.1
150.9	-	-	284.4	-	-	150.9	-	-	233.7	-	236.6
160.8	-	-	269.0	-	-	164.0	-	-	224.9	-	230.8
164.0	-	-	-	-	-	177.2	-	-	215.0	-	224.9
177.2	-	-	-	-	-	190.3	-	-	202.8	-	216.8
187.0	-	-	-	251.3	-	196.9	-	-	196.2	-	212.7
190.3	-	-	-	244.7	-	203.4	-	-	-	-	208.7
203.4	-	-	-	227.1	-	206.7	-	-	-	-	206.7
206.7	-	-	-	222.7	-	216.5	-	-	202.8	-	200.6
216.5	-	-	-	-	-	229.7	-	-	199.5	-	200.6
229.7	-	-	-	-	-	242.8	-	-	189.6	-	184.5
242.8	-	-	-	-	166.4	246.1	-	-	178.6	-	169.0
252.6	-	-	-	-	158.7	255.9	-	-	176.4	-	165.3
255.9	-	-	-	-	151.0	269.0	-	-	-	-	154.3
269.0	-	-	-	-	138.5	282.2	-	-	-	141.1	141.5
282.2	-	-	-	-	126.4	292.0	-	-	-	133.4	129.7
295.3	-	-	-	-	114.6	295.3	-	-	-	127.9	120.9
308.4	-	-	-	-	105.2	308.4	-	-	-	-	117.9
321.5	-	-	-	-	93.3	321.5	-	-	-	-	108.0
334.6	-	-	-	-	78.7	334.6	-	-	-	-	98.5
337.9	-	-	-	-	75.2	347.8	-	-	-	-	89.5
						360.9	-	-	-	-	80.4
						374.0	-	-	-	-	69.7
						377.3	-	-	-	-	57.5
											55.3

0 lb	143,300 lb	275,600 lb	363,800 lb
452,000 lb	540,200 lb	628,400 lb	716,600 lb

* Main boom angle 85°

Main boom angle 87°, 85°, 75°, 65° and 55°, capacities for intermediate boom positions are calculated by the crane control system IC-1

363,800 lb + 110,200 lb		36.1-62.3 ft		27.6 ft		32.2 ft/s		360°		75%	
295.3 ft + 157.5 ft						295.3 ft + 196.9 ft					
SWSL_1			SFSL_1			SWSL_1			SFSL_1		
0 lb			0 lb - 716,600 lb			0 lb			0 lb - 716,600 lb		
87°/85°		87°/85°		75°		65°		55°		15°	
ft		1,000 lb		ft		1,000 lb		ft		1,000 lb	
62.3	198.4	203.9	-	-	-	-	-	72.2	152.1	155.4	-
65.6	196.2	202.8	-	-	-	-	-	78.7	149.9	153.2	-
72.2	183.0	199.5	-	-	-	-	-	85.3	144.4	152.1	-
78.7	168.7	203.9*	-	-	-	-	-	91.9	134.5	154.3*	-
85.3	156.5	200.6*	-	-	-	-	-	98.4	125.7	152.1*	-
91.9	146.6	198.4*	-	-	-	-	-	105.0	117.9	149.9*	-
98.4	136.7	194.0*	-	-	-	-	-	111.5	110.2	147.7*	-
111.5	120.2	186.3*	-	-	-	-	-	124.7	97.9	143.3*	-
124.7	107.4	178.6*	-	-	-	-	-	137.8	87.3	137.8*	-
137.8	96.1	169.8*	-	-	-	-	-	150.9	78.3	132.3*	-
150.9	86.9	162.0*	-	-	-	-	-	164.0	70.5	127.9*	-
154.2	84.9	160.1*	184.1	-	-	-	-	173.9	65.4	123.7*	137.8
164.0	78.9	154.3*	183.0	-	-	-	-	177.2	63.7	122.4*	137.8
173.9	73.9	149.4*	179.7	-	-	-	-	190.3	57.8	116.8*	136.7
177.2	64.2*	147.7*	178.6	-	-	-	-	203.4	52.7	112.4*	133.4
183.7	61.5*	145.5*	175.8	-	-	-	-	213.3	49.4	109.1*	131.2
190.3	-	-	173.1	-	-	-	-	216.5	41.4*	108.0*	130.1
203.4	-	-	166.4	-	-	-	-	223.1	39.5*	106.3*	127.9
216.5	-	-	159.8	-	-	-	-	229.7	-	125.7	125.7
229.7	-	-	152.1	151.0	-	-	-	242.8	-	121.3	121.6
236.2	-	-	148.8	149.9	-	-	-	252.6	-	117.9	118.9
242.8	-	-	-	148.8	-	-	-	255.9	-	116.8	117.9
255.9	-	-	-	144.4	-	-	-	269.0	-	111.3	113.5
269.0	-	-	-	137.8	-	-	-	272.3	-	109.8	112.4
282.2	-	-	-	131.2	-	-	-	282.2	-	111.3	109.6
285.4	-	-	-	129.0	-	-	-	295.3	-	108.7	106.3
295.3	-	-	-	-	-	-	-	308.4	-	104.1	101.3
298.6	-	-	-	-	-	-	-	321.5	-	98.8	96.6
308.4	-	-	-	-	-	-	-	324.8	-	-	91.7
321.5	-	-	-	-	-	-	-	334.6	-	-	91.5
328.1	-	-	-	-	-	-	-	347.8	-	-	89.1
334.6	-	-	-	-	-	-	-	360.9	-	-	84.7
347.8	-	-	-	-	-	-	-	367.5	-	-	82.5
360.9	-	-	-	-	-	-	-	374.0	-	-	70.3
374.0	-	-	-	-	-	-	-	387.1	-	-	63.6
387.1	-	-	-	-	-	-	-	400.3	-	-	57.1
400.3	-	-	-	-	-	-	-	413.4	-	-	50.5
413.4	-	-	-	-	-	-	-	426.5	-	-	41.9
416.7	-	-	-	-	-	-	-	439.6	-	-	33.0
								452.8	-	-	27.3

	0 lb	143,300 lb	275,600 lb	363,800 lb	452,000 lb	540,200 lb	628,400 lb	716,600 lb
--	------	------------	------------	------------	------------	------------	------------	------------

* Main boom angle 85°

Main boom angle 87°, 85°, 75°, 65° and 55°, capacities for intermediate boom positions are calculated by the crane control system IC-1

363,800 lb + 110,200 lb		36.1-62.3 ft		27.6 ft		32.2 ft/s		360°		75%	
295.3 ft + 236.2 ft						295.3 ft + 275.6 ft					
SWSL_1			SFSL_1			SWSL_1			SFSL_1		
0 lb			0 lb - 716,600 lb			0 lb			0 lb - 716,600 lb		
87°/85°		87°/85°		75°		65°		55°		15°	
ft		1,000 lb		ft		1,000 lb		ft		1,000 lb	
82.0	115.7	119.0	-	-	-	-	-	88.6	88.0	90.8	-
85.3	115.7	119.0	-	-	-	-	-	91.9	87.7	90.4	-
91.9	114.6	116.8	-	-	-	-	-	98.4	87.1	89.3	-
98.4	112.4	117.9*	-	-	-	-	-	111.5	85.8	89.1*	-
111.5	101.0	116.8*	-	-	-	-	-	124.7	79.6	87.7*	-
118.1	94.9	115.2*	-	-	-	-	113.5	131.2	74.6	86.9*	-
124.7	88.8	113.5*	-	-	-	-	113.5	137.8	69.7	86.0*	-
137.8	78.5	110.2*	-	-	-	-	113.5	150.9	61.5	84.0*	-
150.9	69.9	107.8*	-	-	-	-	112.1	164.0	54.2	81.8*	-
164.0	62.4	104.3*	-	-	-	-	110.5	177.2	47.8	79.6*	-
177.2	55.8	100.8*	-	-	-	-	108.9	190.3	42.3	77.2*	-
190.3	50.0	97.0*	103.4	-	-	-	107.1	203.4	37.5	74.5*	-
203.4	45.0	93.3*	103.4	-	-	-	104.9	206.7	36.4	73.9*	75.2
216.5	40.6	89.7*	103.2	-	-	-	102.5	216.5	33.1	72.1*	75.2
229.7	36.4	86.4*	101.6	-	-	-	100.0	229.7	29.1	69.7*	75.2
242.8	32.8	83.1*	99.2	-	-	-	97.4	242.8	25.6	67.0*	75.2
249.3	31.3	81.7*	98.1	-	-	-	96.0	255.9	22.3	64.6*	74.7
255.9	23.8*	80.2*	97.0	-	-	-	94.6	269.0	19.4	62.4*	73.4
259.2	23.1*	79.6*	96.3	-	-	-	93.9	282.2	16.8	60.2*	72.1
269.0	-	-	94.1	-	-	-	91.8	288.7	15.7	59.2*	71.2
275.6	-	-	92.5	84.4	-	-	90.4	295.3	9.0*	58.2*	70.3
282.2	-	-	90.8	84.4	-	-	88.9	298.6	-	57.5*	69.8
295.3	-	-	87.5	84.4	-	-	86.0	308.4	-	-	68.3
308.4	-	-	84.0	84.4	-	-	83.0	321.5	-	-	66.4
311.7	-	-	82.9	84.0	-	-	82.3	334.6	-	-	64.2
321.5	-	-	-	82.9	-	-	79.9	347.8	-	-	61.7
334.6	-	-	-	80.9	-	-	76.9	351.1	-	-	61.1
347.8	-	-	-	78.0	-	-	72.9	360.9	-	-	59.1
354.3	-	-	-	76.2	67.0	-	71.2	374.0	-	-	57.8
360.9	-	-	-	74.3	67.0	69.4	69.4	380.6	-	-	57.3
374.0	-	-	-	-	66.4	65.9	65.9	387.1	-	-	56.4
387.1	-	-	-	-	65.5	62.4	62.4	397.0	-	-	54.7
400.3	-	-	-	-	62.8	57.8	57.8	400.3	-	-	-
403.5	-	-	-	-	61.9	56.4	56.4	413.4	-	-	-
413.4	-	-	-	-	-	52.2	52.2	426.5	-	-	-
426.5	-	-	-	-	-	46.7	46.7	439.6	-	-	-
439.6	-	-	-	-	-	40.6	40.6	442.9	-	-	-
452.8	-	-	-	-	-	33.7	33.7	452.8	-	-	-
465.9	-	-	-	-	-	26.1	26.1	465.9	-	-	-
479.0	-	-	-	-	-	19.4	19.4	479.0	-	-	-
492.1	-	-	-	-	-	13.9	13.9	492.1	-	-	-
								511.8	-	-	-
											9.0



* Main boom angle 85°

Main boom angle 87°, 85°, 75°, 65° and 55°, capacities for intermediate boom positions are calculated by the crane control system IC-1

363,800 lb + 110,200 lb		36.1-62.3 ft		27.6 ft		32.2 ft/s		360°		75%	
295.3 ft + 315.0 ft		SWSL_1		SFSL_1		315.0 ft + 78.7 ft		SWSL_1		SFSL_1	
0 lb		0 lb - 716,600 lb		0 lb		0 lb - 716,600 lb		0 lb		0 lb - 716,600 lb	
87°/85°		87°/85°		75°		65°		55°		15°	
ft		1,000 lb		ft		1,000 lb		ft		1,000 lb	
98.4	63.9	66.1	-	-	-	-	-	45.9	-	310.9	-
111.5	63.1	65.0	-	-	-	-	-	49.2	282.2	306.4	-
124.7	62.2	64.4*	-	-	-	-	-	52.5	266.8	304.2	-
137.8	60.0	63.5*	-	-	-	-	-	59.1	242.5	308.6*	-
147.6	55.0	62.5*	-	-	-	62.2	-	65.6	222.7	304.2*	-
150.9	53.4	62.2*	-	-	-	61.9	-	72.2	205.0	297.6*	-
164.0	46.3	60.8*	-	-	-	61.2	-	78.7	190.7	288.8*	-
177.2	40.3	59.5*	-	-	-	60.6	-	85.3	177.5	280.0*	-
190.3	35.1	58.0*	-	-	-	59.5	-	91.9	166.4	271.2*	-
203.4	30.2	56.2*	-	-	-	58.2	-	98.4	156.5	262.4*	-
216.5	26.0	54.7*	-	-	-	56.9	-	111.5	126.8*	249.1*	-
223.1	24.0	53.8*	51.8	-	-	56.2	-	124.7	-	-	-
229.7	22.0	52.9*	51.8	-	-	55.6	-	128.0	-	280.0	-
242.8	18.5	51.1*	51.8	-	-	54.2	-	137.8	-	271.2	-
255.9	15.4	49.4*	51.8	-	-	52.7	-	150.9	-	255.7	-
269.0	12.6	47.6*	51.8	-	-	51.1	-	164.0	-	238.1	-
282.2	9.9	45.9*	51.6	-	-	49.5	-	177.2	-	-	-
285.4	9.3	45.4*	51.4	-	-	49.1	-	190.3	-	-	-
295.3	-	44.1*	50.9	-	-	47.8	-	193.6	-	227.1	-
308.4	-	42.5*	50.3	-	-	46.3	-	203.4	-	218.3	-
318.2	-	41.4*	49.8	38.1	-	45.0	-	216.5	-	202.8	-
321.5	-	41.0*	49.6	38.1	-	44.6	-	229.7	-	-	-
324.8	-	40.6*	49.3	38.1	-	44.3	-	242.8	-	-	-
334.6	-	39.5*	48.5	38.1	-	43.0	-	252.6	-	-	153.2
337.9	-	39.2*	48.2	38.1	-	42.6	-	255.9	-	-	149.9
347.8	-	-	47.2	38.1	-	41.4	-	262.5	-	-	145.5
360.9	-	-	45.9	38.1	-	39.8	-	269.0	-	-	135.6
374.0	-	-	44.3	38.1	-	38.1	-	282.2	-	-	123.1
387.1	-	-	43.0	38.1	-	36.4	-	295.3	-	-	111.3
400.3	-	-	-	38.1	-	34.4	-	308.4	-	-	101.8
410.1	-	-	-	38.1	27.6	33.1	-	321.5	-	-	92.2
413.4	-	-	-	38.1	27.6	32.6	-	334.6	-	-	82.7
426.5	-	-	-	37.5	27.3	30.7	-	347.8	-	-	69.3
436.4	-	-	-	36.8	27.3	29.3	-	357.6	-	-	59.3
439.6	-	-	-	-	27.3	28.7	-	-	-	-	-
452.8	-	-	-	-	27.3	26.2	-	-	-	-	-
465.9	-	-	-	-	27.3	24.4	-	-	-	-	-
479.0	-	-	-	-	27.3	22.2	-	-	-	-	-
482.3	-	-	-	-	26.9	21.6	-	-	-	-	-
492.1	-	-	-	-	-	19.8	-	-	-	-	-
518.4	-	-	-	-	-	9.3	-	-	-	-	-

	0 lb	143,300 lb	275,600 lb	363,800 lb	452,000 lb	540,200 lb	628,400 lb	716,600 lb
--	------	------------	------------	------------	------------	------------	------------	------------

* Main boom angle 85°

Main boom angle 87°, 85°, 75°, 65° and 55°, capacities for intermediate boom positions are calculated by the crane control system IC-1

363,800 lb + 110,200 lb		36.1-62.3 ft		27.6 ft		32.2 ft/s		360°		75%	
315.0 ft + 118.1 ft						315.0 ft + 157.5 ft					
SWSL_1						SWSL_1					
SFSL_1						SFSL_1					
0 lb						0 lb - 716,600 lb					
87°/85°						87°/85°					
75°						75°					
65°						65°					
55°						55°					
15°						15°					
ft						ft					
1,000 lb						1,000 lb					
55.8	229.3	238.1	-	-	-	65.6	179.7	184.1	-	-	-
59.1	224.9	235.9	-	-	-	72.2	174.2	180.8	-	-	-
65.6	206.1	229.3	-	-	-	78.7	160.9	177.5	-	-	-
72.2	189.6	235.9*	-	-	-	85.3	149.9	181.9*	-	-	-
78.7	175.3	231.5*	-	-	-	91.9	140.0	179.7*	-	-	-
82.0	169.2	229.3*	-	-	227.1	95.1	135.0	178.0*	-	-	176.4
85.3	163.1	227.1*	-	-	227.1	98.4	130.1	176.4*	-	-	175.3
91.9	152.1	220.5*	-	-	227.1	111.5	114.6	168.7*	-	-	174.5
98.4	143.3	216.1*	-	-	224.9	124.7	102.7	160.9*	-	-	172.7
111.5	126.8	203.9*	-	-	221.9	137.8	91.9	153.2*	-	-	169.8
124.7	113.5	192.9*	-	-	218.6	150.9	83.1	146.6*	-	-	166.8
137.8	103.0	183.0*	-	-	215.0	160.8	77.3	141.6*	164.2	-	164.4
144.4	88.0*	179.3*	212.7	-	212.0	164.0	75.4	140.0*	163.1	-	163.5
147.6	85.8*	177.5*	211.6	-	210.5	173.9	70.3	135.0*	160.9	-	160.8
150.9	-	-	210.5	-	209.1	177.2	60.4*	133.4*	159.8	-	159.8
164.0	-	-	201.7	-	203.2	187.0	56.2*	130.1*	155.7	-	156.5
177.2	-	-	191.8	-	197.3	190.3	-	-	154.3	-	155.4
190.3	-	-	181.9	-	190.0	203.4	-	-	148.8	-	150.6
203.4	-	-	170.9	-	182.6	216.5	-	-	142.2	-	145.5
216.5	-	-	-	175.3	175.3	229.7	-	-	135.6	-	140.4
229.7	-	-	-	167.6	166.8	239.5	-	-	130.1	130.1	136.3
242.8	-	-	-	158.7	159.5	242.8	-	-	130.1	-	134.8
255.9	-	-	-	147.7	152.1	255.9	-	-	125.7	-	129.0
269.0	-	-	-	-	138.9	269.0	-	-	120.2	-	123.1
282.2	-	-	-	-	126.8	282.2	-	-	113.5	-	117.2
295.3	-	-	-	-	119.0	292.0	-	-	108.9	-	112.8
301.8	-	-	-	-	115.7	295.3	-	-	-	-	111.3
308.4	-	-	-	-	104.8	308.4	-	-	-	100.5	104.6
321.5	-	-	-	-	95.2	321.5	-	-	-	96.6	96.5
334.6	-	-	-	-	86.4	334.6	-	-	-	91.3	87.5
347.8	-	-	-	-	78.5	341.2	-	-	-	88.4	83.5
360.9	-	-	-	-	70.5	347.8	-	-	-	-	79.4
374.0	-	-	-	-	60.2	360.9	-	-	-	-	71.7
387.1	-	-	-	-	49.2	374.0	-	-	-	-	64.8
393.7	-	-	-	-	44.3	387.1	-	-	-	-	58.2
						400.3	-	-	-	-	50.3
						413.4	-	-	-	-	40.8
						426.5	-	-	-	-	31.6
						433.1	-	-	-	-	29.1

* Main boom angle 85°

Main boom angle 87°, 85°, 75°, 65° and 55°, capacities for intermediate boom positions are calculated by the crane control system IC-1

363,800 lb + 110,200 lb		36.1-62.3 ft		27.6 ft		32.2 ft/s		360°		75%	
315.0 ft + 196.9 ft						315.0 ft + 236.2 ft					
SWSL_1						SWSL_1					
0 lb						0 lb - 716,600 lb					
87°/85° 87°/85° 75° 65° 55° 15°						87°/85° 87°/85° 75° 65° 55° 15°					
ft						ft					
1,000 lb						1,000 lb					
72.2	137.8	141.1	-	-	-	82.0	105.8	108.9	-	-	-
78.7	136.7	140.0	-	-	-	85.3	105.4	108.2	-	-	-
85.3	133.4	137.8	-	-	-	91.9	104.3	106.9	-	-	-
91.9	129.0	140.0*	-	-	-	98.4	103.4	105.4	-	-	-
98.4	120.2	137.8*	-	-	-	111.5	95.9	105.8*	-	-	-
108.3	109.2	135.3*	-	-	134.5	121.4	87.1	103.8*	-	-	103.0
111.5	105.6	134.5*	-	-	134.1	124.7	84.2	103.2*	-	-	102.7
124.7	93.5	129.0*	-	-	133.0	137.8	74.5	100.3*	-	-	101.9
137.8	83.3	124.6*	-	-	132.3	150.9	66.1	97.0*	-	-	100.8
150.9	74.5	120.2*	-	-	129.3	164.0	58.9	93.7*	-	-	99.4
164.0	67.0	114.6*	-	-	126.8	177.2	52.7	90.2*	-	-	97.7
177.2	60.4	110.0*	122.4	-	124.6	190.3	47.2	86.6*	-	-	95.7
190.3	54.9	105.2*	121.3	-	121.6	193.6	46.0	85.8*	92.4	-	95.2
203.4	49.8	100.8*	119.0	-	118.3	203.4	42.3	83.3*	92.2	-	93.6
213.3	46.5	97.9*	116.6	-	115.6	216.5	37.9	79.8*	91.1	-	91.3
216.5	38.1*	97.0*	115.7	-	114.6	229.7	34.0	76.7*	89.5	-	88.8
223.1	36.4*	95.2*	113.5	-	113.0	242.8	30.6	73.9*	87.5	-	86.1
229.7	-	-	111.3	-	111.4	252.6	28.2	71.7*	85.7	-	84.0
242.8	-	-	107.6	-	107.8	255.9	21.2*	71.0*	85.1	-	83.3
255.9	-	-	103.0	-	103.8	262.5	19.8*	69.9*	83.8	-	81.7
259.2	-	-	101.7	99.2	102.8	269.0	-	-	82.5	-	80.2
269.0	-	-	97.9	98.8	99.9	282.2	-	-	79.1	72.8	77.2
278.9	-	-	93.9	97.1	96.9	295.3	-	-	76.1	72.8	74.3
282.2	-	-	-	96.6	95.9	308.4	-	-	72.5	72.1	71.2
295.3	-	-	-	93.3	91.9	318.2	-	-	69.7	70.6	68.9
308.4	-	-	-	89.1	87.8	321.5	-	-	-	70.1	68.1
321.5	-	-	-	84.7	83.0	334.6	-	-	-	67.9	65.0
331.4	-	-	-	80.7	79.6	347.8	-	-	-	64.8	61.7
334.6	-	-	-	-	78.3	360.9	-	-	-	61.7	58.2
337.9	-	-	-	-	75.0	364.2	-	-	-	60.8	54.0
347.8	-	-	-	-	73.4	367.5	-	-	-	60.0	54.0
360.9	-	-	-	-	70.1	374.0	-	-	-	-	53.8
374.0	-	-	-	-	66.4	387.1	-	-	-	-	52.0
377.3	-	-	-	-	65.3	400.3	-	-	-	-	49.8
387.1	-	-	-	-	59.0	413.4	-	-	-	-	47.0
400.3	-	-	-	-	53.4	416.7	-	-	-	-	46.1
413.4	-	-	-	-	47.6	426.5	-	-	-	-	39.6
426.5	-	-	-	-	40.6	439.6	-	-	-	-	35.6
439.6	-	-	-	-	33.0	452.8	-	-	-	-	31.5
452.8	-	-	-	-	24.9	465.9	-	-	-	-	24.9
465.9	-	-	-	-	19.1	479.0	-	-	-	-	18.1
469.2	-	-	-	-	18.1	492.1	-	-	-	-	11.5
						498.7	-	-	-	-	9.7



* Main boom angle 85°

Main boom angle 87°, 85°, 75°, 65° and 55°, capacities for intermediate boom positions are calculated by the crane control system IC-1

363,800 lb + 110,200 lb		36.1-62.3 ft		27.6 ft		32.2 ft/s		360°		75%	
315.0 ft + 275.6 ft						315.0 ft + 315.0 ft					
SWSL_1						SWSL_1					
SFSL_1						SFSL_1					
0 lb						0 lb - 716,600 lb					
87°/85°						87°/85°					
75°						75°					
65°						65°					
55°						55°					
15°						15°					
ft						ft					
1,000 lb						1,000 lb					
91.9	79.1	81.8	-	-	-	98.4	57.1	59.5	-	-	-
98.4	78.5	80.9	-	-	-	111.5	56.2	58.2	-	-	-
111.5	77.2	80.2*	-	-	-	124.7	55.3	57.5*	-	-	-
124.7	74.3	78.9*	-	-	-	137.8	53.8	56.7*	-	-	-
134.5	67.8	77.8*	-	-	-	147.6	50.5	55.7*	-	-	55.1
137.8	65.7	77.4*	-	-	-	150.9	49.6	55.3*	-	-	55.0
150.9	57.8	75.4*	-	-	-	164.0	43.0	54.0*	-	-	54.3
164.0	50.9	73.2*	-	-	-	177.2	37.3	52.5*	-	-	53.6
177.2	44.8	71.0*	-	-	-	190.3	32.2	51.1*	-	-	52.7
190.3	39.5	68.6*	-	-	-	203.4	27.6	49.4*	-	-	51.4
203.4	34.6	66.1*	-	-	-	216.5	23.4	47.8*	-	-	50.0
210.0	32.5	64.9*	66.6	-	-	226.4	20.6	46.5*	45.2	-	49.2
216.5	30.4	63.7*	66.6	-	-	229.7	19.6	46.1*	45.2	-	48.9
229.7	26.7	61.3*	66.6	-	-	242.8	16.3	44.3*	45.2	-	47.5
242.8	23.1	58.9*	66.4	-	-	255.9	13.2	42.5*	45.2	-	45.9
255.9	20.1	56.7*	65.3	-	-	269.0	10.6	40.8*	45.2	-	44.4
269.0	17.2	54.5*	63.9	-	-	275.6	9.3	39.9*	45.0	-	43.7
282.2	14.8	52.2*	62.4	-	-	282.2	-	39.0*	44.8	-	42.8
288.7	13.7	51.4*	61.6	-	-	295.3	-	37.5*	43.9	-	41.2
295.3	-	50.5*	60.8	-	-	308.4	-	35.9*	42.8	-	39.5
301.8	-	49.4*	59.7	-	-	321.5	-	34.4*	41.7	-	37.7
305.1	-	-	59.2	50.7	-	328.1	-	33.6*	41.0	31.7	36.8
308.4	-	-	58.6	50.7	-	334.6	-	32.8*	40.3	31.7	35.9
321.5	-	-	56.7	50.7	-	337.9	-	32.6*	40.0	31.7	35.5
334.6	-	-	54.2	50.7	-	347.8	-	-	38.8	31.7	34.3
347.8	-	-	51.8	50.3	-	360.9	-	-	37.5	31.7	32.6
354.3	-	-	50.7	49.6	-	374.0	-	-	35.9	31.7	30.9
360.9	-	-	-	48.9	-	387.1	-	-	34.4	31.5	29.1
374.0	-	-	-	47.4	-	393.7	-	-	33.5	31.4	28.2
387.1	-	-	-	45.2	-	400.3	-	-	-	31.3	27.2
393.7	-	-	-	44.1	35.7	413.4	-	-	-	30.0	25.1
400.3	-	-	-	43.0	35.7	423.2	-	-	-	29.0	23.6
406.8	-	-	-	41.7	35.6	426.5	-	-	-	28.7	23.0
413.4	-	-	-	-	35.5	439.6	-	-	-	26.9	20.8
426.5	-	-	-	-	34.4	442.9	-	-	-	26.5	20.3
439.6	-	-	-	-	32.6	452.8	-	-	-	-	19.6
452.8	-	-	-	-	30.6	465.9	-	-	-	-	19.2
465.9	-	-	-	-	-	479.0	-	-	-	-	17.9
479.0	-	-	-	-	-	492.1	-	-	-	-	16.3
492.1	-	-	-	-	-	502.0	-	-	-	-	9.5
498.7	-	-	-	-	-						

	0 lb	143,300 lb	275,600 lb	363,800 lb	452,000 lb	540,200 lb	628,400 lb	716,600 lb
--	------	------------	------------	------------	------------	------------	------------	------------

* Main boom angle 85°

Main boom angle 87°, 85°, 75°, 65° and 55°, capacities for intermediate boom positions are calculated by the crane control system IC-1

363,800 lb + 110,200 lb		36.1-62.3 ft		27.6 ft		32.2 ft/s		360°		75%	
334.6 ft + 118.1 ft						334.6 ft + 157.5 ft					
SWSL_1						SWSL_1					
SFSL_1						SFSL_1					
0 lb						0 lb - 716,600 lb					
87°/85°						87°/85°					
75°						75°					
65°						65°					
55°						55°					
15°						15°					
ft						ft					
1,000 lb						1,000 lb					
55.8	207.2	215.0	-	-	-	65.6	163.1	166.4	-	-	-
59.1	207.2	212.7	-	-	-	72.2	159.8	164.2	-	-	-
65.6	196.2	208.3	-	-	-	78.7	154.3	160.9	-	-	-
72.2	180.8	213.8*	-	-	-	85.3	143.3	164.2*	-	-	-
78.7	167.6	209.4*	-	-	-	91.9	133.4	162.0*	-	-	-
82.0	162.0	207.2*	-	-	205.0	95.1	129.0	160.4*	-	-	155.4
85.3	156.5	205.0*	-	-	203.9	98.4	124.6	158.7*	-	-	155.4
91.9	146.6	199.5*	-	-	202.8	111.5	110.2	152.1*	-	-	154.0
98.4	136.7	195.1*	-	-	201.7	124.7	98.1	145.5*	-	-	151.8
111.5	121.3	184.1*	-	-	198.8	137.8	88.0	138.9*	-	-	148.8
124.7	108.9	174.2*	-	-	195.1	150.9	79.1	132.3*	-	-	145.9
137.8	98.8	165.3*	-	-	190.7	164.0	71.9	125.7*	-	-	142.6
150.9	79.4*	158.7*	187.4	-	185.6	167.3	70.3	124.3*	141.1	-	141.6
164.0	-	-	180.8	-	180.0	177.2	65.7	120.2*	138.9	-	138.9
177.2	-	-	172.0	-	174.2	187.0	52.7*	117.9*	135.6	-	135.6
190.3	-	-	163.1	-	168.4	190.3	-	-	134.5	-	134.5
203.4	-	-	153.2	-	161.7	203.4	-	-	127.9	-	129.7
206.7	-	-	151.0	-	159.8	216.5	-	-	122.4	-	124.6
216.5	-	-	-	-	154.3	229.7	-	-	115.7	-	119.4
226.4	-	-	-	143.3	148.8	242.8	-	-	109.8	-	114.2
229.7	-	-	-	142.2	147.0	246.1	-	-	108.2	111.3	112.9
242.8	-	-	-	134.5	139.8	255.9	-	-	109.1	-	108.9
255.9	-	-	-	125.7	132.3	269.0	-	-	104.5	-	103.6
262.5	-	-	-	120.2	128.6	282.2	-	-	98.8	-	98.3
269.0	-	-	-	-	124.9	295.3	-	-	92.8	-	92.8
282.2	-	-	-	-	117.6	301.8	-	-	89.5	-	90.2
292.0	-	-	-	-	106.9	308.4	-	-	-	-	87.5
295.3	-	-	-	-	105.4	321.5	-	-	-	80.5	81.5
308.4	-	-	-	-	98.3	334.6	-	-	-	76.1	75.8
315.0	-	-	-	-	94.6	347.8	-	-	-	71.2	70.3
321.5	-	-	-	-	91.6	351.1	-	-	-	70.1	68.9
334.6	-	-	-	-	82.7	360.9	-	-	-	-	64.7
347.8	-	-	-	-	74.7	374.0	-	-	-	-	59.1
360.9	-	-	-	-	67.2	387.1	-	-	-	-	53.2
374.0	-	-	-	-	60.2	400.3	-	-	-	-	47.0
387.1	-	-	-	-	50.3	413.4	-	-	-	-	40.6
400.3	-	-	-	-	40.4	426.5	-	-	-	-	32.0
410.1	-	-	-	-	33.7	439.6	-	-	-	-	23.5
						449.5	-	-	-	-	19.6

	0 lb	143,300 lb	275,600 lb	363,800 lb	452,000 lb	540,200 lb	628,400 lb	716,600 lb
---	------	------------	------------	------------	------------	------------	------------	------------

* Main boom angle 85°

Main boom angle 87°, 85°, 75°, 65° and 55°, capacities for intermediate boom positions are calculated by the crane control system IC-1

363,800 lb + 110,200 lb		36.1-62.3 ft		27.6 ft		32.2 ft/s		360°		75%	
334.6 ft + 196.9 ft						334.6 ft + 236.2 ft					
SWSL_1						SWSL_1					
SFSL_1						SFSL_1					
0 lb						0 lb - 716,600 lb					
87°/85°						87°/85°					
75°						75°					
65°						65°					
55°						55°					
15°						15°					
ft						ft					
1,000 lb						1,000 lb					
75.5	124.6	127.9	-	-	-	82.0	95.5	98.3	-	-	-
78.7	123.5	126.8	-	-	-	85.3	94.8	97.9	-	-	-
85.3	121.3	124.6	-	-	-	91.9	93.9	96.6	-	-	-
91.9	119.0	126.8*	-	-	-	98.4	92.8	95.2	-	-	-
98.4	114.6	124.6*	-	-	-	111.5	89.3	95.0*	-	-	-
108.3	104.1	122.1*	-	-	120.2	121.4	82.1	93.2*	-	-	92.2
111.5	100.5	121.3*	-	-	119.8	124.7	79.8	92.6*	-	-	91.9
124.7	88.8	116.8*	-	-	118.7	137.8	70.5	89.7*	-	-	91.1
137.8	79.1	112.4*	-	-	117.9	150.9	62.6	86.6*	-	-	90.0
150.9	70.8	107.8*	-	-	115.7	164.0	55.6	83.6*	-	-	88.6
164.0	63.5	103.2*	-	-	113.2	177.2	49.6	80.2*	-	-	86.6
177.2	57.3	98.5*	-	-	110.2	190.3	44.3	76.9*	-	-	84.5
183.7	54.6	96.3*	108.5	-	110.0	200.1	40.7	74.5*	80.9	-	83.0
190.3	51.8	94.1*	107.6	-	108.4	203.4	39.5	73.6*	80.9	-	82.4
203.4	47.2	90.2*	105.6	-	105.1	216.5	35.3	70.5*	80.0	-	80.0
213.3	43.9	87.5*	103.1	-	102.7	229.7	31.5	67.7*	78.5	-	77.5
216.5	35.1*	86.6*	102.3	-	101.9	242.8	28.2	64.8*	76.5	-	75.0
226.4	32.4*	84.2*	99.3	-	99.1	252.6	26.0	63.0*	74.4	-	73.0
229.7	-	-	98.3	-	98.2	255.9	18.3*	62.4*	73.6	-	72.3
242.8	-	-	94.1	-	94.4	262.5	17.2*	61.3*	72.3	-	70.9
255.9	-	-	89.9	-	90.4	269.0	-	-	71.0	-	69.3
269.0	-	-	85.5	84.2	86.2	282.2	-	-	68.1	-	66.2
282.2	-	-	80.9	82.2	82.2	292.0	-	-	65.8	61.1	64.0
295.3	-	-	-	79.1	78.0	295.3	-	-	65.0	61.1	63.3
308.4	-	-	-	75.4	73.9	308.4	-	-	61.9	60.0	60.2
321.5	-	-	-	71.2	69.9	321.5	-	-	58.6	58.6	57.0
334.6	-	-	-	66.8	65.5	334.6	-	-	-	56.0	54.0
337.9	-	-	-	65.7	64.4	347.8	-	-	-	53.1	50.8
347.8	-	-	-	-	61.1	360.9	-	-	-	50.0	47.4
360.9	-	-	-	-	56.7	374.0	-	-	-	47.0	43.7
374.0	-	-	-	-	53.4	377.3	-	-	-	46.1	42.8
387.1	-	-	-	-	49.6	387.1	-	-	-	-	40.3
390.4	-	-	-	-	48.7	400.3	-	-	-	-	37.5
400.3	-	-	-	-	43.0	413.4	-	-	-	-	35.1
413.4	-	-	-	-	38.4	426.5	-	-	-	-	32.4
426.5	-	-	-	-	33.7	439.6	-	-	-	-	25.6
439.6	-	-	-	-	29.0	452.8	-	-	-	-	21.6
452.8	-	-	-	-	24.3	465.9	-	-	-	-	17.8
465.9	-	-	-	-	17.0	479.0	-	-	-	-	13.9
479.0	-	-	-	-	11.1	492.1	-	-	-	-	9.9
485.6	-	-	-	-	8.8						

0 lb 143,300 lb 275,600 lb 363,800 lb 452,000 lb 540,200 lb 628,400 lb 716,600 lb

* Main boom angle 85°

Main boom angle 87°, 85°, 75°, 65° and 55°, capacities for intermediate boom positions are calculated by the crane control system IC-1

363,800 lb + 110,200 lb		36.1-62.3 ft		27.6 ft		32.2 ft/s		360°		75%	
334.6 ft + 275.6 ft		SWSL_1		SFSL_1		354.3 ft + 118.1 ft		SWSL_1		SFSL_1	
0 lb		0 lb - 716,600 lb		0 lb		0 lb - 716,600 lb		0 lb		0 lb - 716,600 lb	
87°/85°		87°/85°		75°		65°		55°		15°	
ft		1,000 lb		ft		1,000 lb		ft		1,000 lb	
91.9	70.8	73.4	-	-	-	-	-	59.1	186.3	190.7	-
98.4	70.1	72.5	-	-	-	-	-	65.6	181.9	186.3	-
111.5	68.8	71.9*	-	-	-	-	-	72.2	173.1	183.0	-
124.7	66.8	70.5*	-	-	-	-	-	78.7	159.8	188.5*	-
134.5	62.8	69.2*	-	-	-	68.3	-	85.3	148.8	184.1*	-
137.8	61.7	68.8*	-	-	-	68.1	-	91.9	138.9	179.7*	-
150.9	54.2	67.0*	-	-	-	67.4	-	98.4	131.2	175.3*	-
164.0	47.4	64.8*	-	-	-	66.5	-	111.5	115.7	166.4*	-
177.2	41.7	62.6*	-	-	-	65.5	-	124.7	104.1	156.5*	-
190.3	36.6	60.2*	-	-	-	63.8	-	137.8	94.1	148.8*	-
203.4	32.0	58.0*	-	-	-	62.3	-	150.9	74.3*	142.2*	-
216.5	28.0	55.8*	58.0	-	-	60.8	-	154.2	-	164.2	-
229.7	24.3	53.4*	58.0	-	-	59.1	-	164.0	-	159.8	-
242.8	20.9	50.9*	57.1	-	-	57.2	-	177.2	-	153.2	-
255.9	17.9	48.7*	56.0	-	-	55.1	-	190.3	-	144.4	-
269.0	15.2	46.7*	54.7	-	-	53.1	-	203.4	-	135.6	-
282.2	12.8	44.8*	52.9	-	-	50.9	-	213.3	-	129.0	-
292.0	10.4	43.4*	51.6	-	-	49.1	-	216.5	-	-	-
295.3	-	43.0*	51.1	-	-	48.5	-	229.7	-	-	-
301.8	-	42.3*	50.2	-	-	47.3	-	232.9	-	-	120.2
308.4	-	-	49.2	-	-	46.2	-	242.8	-	-	115.7
315.0	-	-	48.2	41.4	-	45.0	-	255.9	-	-	108.0
321.5	-	-	47.2	41.4	-	43.8	-	269.0	-	-	100.1
334.6	-	-	45.0	41.2	-	41.4	-	272.3	-	-	97.9
347.8	-	-	42.8	40.3	-	39.0	-	282.2	-	-	-
360.9	-	-	40.3	38.6	-	36.5	-	295.3	-	-	-
374.0	-	-	-	36.8	-	34.2	-	305.1	-	-	82.7
387.1	-	-	-	34.8	-	31.5	-	308.4	-	-	81.1
400.3	-	-	-	32.6	-	28.6	-	321.5	-	-	75.0
403.5	-	-	-	32.1	25.1	27.9	-	324.8	-	-	73.2
413.4	-	-	-	30.4	24.5	25.8	-	334.6	-	-	-
426.5	-	-	-	-	23.4	23.0	-	347.8	-	-	-
439.6	-	-	-	-	21.6	20.1	-	360.9	-	-	-
452.8	-	-	-	-	19.8	17.2	-	374.0	-	-	-
465.9	-	-	-	-	17.9	14.4	-	387.1	-	-	-
479.0	-	-	-	-	-	11.1	-	400.3	-	-	-
485.6	-	-	-	-	-	9.3	-	413.4	-	-	-
								426.5	-	-	-
								429.8	-	-	-



* Main boom angle 85°

Main boom angle 87°, 85°, 75°, 65° and 55°, capacities for intermediate boom positions are calculated by the crane control system IC-1

363,800 lb + 110,200 lb		36.1-62.3 ft		27.6 ft		32.2 ft/s		360°		75%	
354.3 ft + 157.5 ft						354.3 ft + 196.9 ft					
SWSL_1						SWSL_1					
SFSL_1						SFSL_1					
0 lb						0 lb - 716,600 lb					
87°/85°						87°/85°					
75°						75°					
65°						65°					
55°						55°					
15°						15°					
ft						ft					
1,000 lb						1,000 lb					
65.6	143.3	147.7	-	-	-	75.5	111.3	114.6	-	-	-
72.2	142.2	145.5	-	-	-	78.7	110.2	113.5	-	-	-
78.7	138.9	142.2	-	-	-	85.3	109.3	111.3	-	-	-
85.3	134.5	145.5*	-	-	-	91.9	107.6	110.2	-	-	-
91.9	126.8	142.2*	-	-	-	98.4	105.2	111.3*	-	-	-
98.4	119.0	140.0*	-	-	-	111.5	95.2	108.2*	-	-	107.4
111.5	105.2	134.5*	-	-	-	124.7	84.2	104.5*	-	-	105.9
124.7	93.3	127.9*	-	-	-	137.8	75.0	100.1*	-	-	104.7
137.8	83.6	122.4*	-	-	-	150.9	67.0	95.9*	-	-	102.4
150.9	75.4	115.7*	-	-	-	164.0	60.0	91.5*	-	-	100.0
164.0	68.1	110.2*	-	-	-	177.2	54.0	87.3*	-	-	97.7
170.6	65.1	108.0*	123.5	-	-	187.0	50.0	84.3*	94.4	-	95.6
177.2	62.2	105.8*	122.4	-	-	190.3	48.7	83.3*	93.9	-	94.9
190.3	47.4*	101.6*	117.9	-	-	203.4	44.1	79.8*	91.7	-	91.8
203.4	-	-	112.4	-	-	216.5	40.3	76.5*	88.8	-	88.4
216.5	-	-	107.4	-	-	226.4	29.1*	74.5*	85.9	-	85.9
229.7	-	-	101.6	-	-	229.7	-	-	84.9	-	85.0
242.8	-	-	95.7	-	-	242.8	-	-	81.1	-	81.2
249.3	-	-	92.6	-	-	255.9	-	-	76.9	-	77.2
255.9	-	-	-	92.2	-	269.0	-	-	72.8	-	72.9
269.0	-	-	-	88.0	-	278.9	-	-	69.8	68.3	69.7
282.2	-	-	-	82.9	-	282.2	-	-	68.8	67.9	68.7
295.3	-	-	-	77.6	-	288.7	-	-	66.8	66.5	66.7
308.4	-	-	-	72.1	-	295.3	-	-	-	65.0	64.6
321.5	-	-	-	-	66.6	308.4	-	-	-	61.5	60.5
331.4	-	-	-	-	61.3	321.5	-	-	-	57.8	56.3
334.6	-	-	-	-	60.4	334.6	-	-	-	54.0	52.0
347.8	-	-	-	-	56.2	347.8	-	-	-	50.0	47.8
360.9	-	-	-	-	51.8	357.6	-	-	-	-	44.6
364.2	-	-	-	-	50.7	360.9	-	-	-	-	42.8
374.0	-	-	-	-	-	374.0	-	-	-	-	42.1
387.1	-	-	-	-	-	387.1	-	-	-	-	39.2
400.3	-	-	-	-	-	400.3	-	-	-	-	36.2
413.4	-	-	-	-	-	413.4	-	-	-	-	33.1
426.5	-	-	-	-	-	426.5	-	-	-	-	31.3
439.6	-	-	-	-	-	439.6	-	-	-	-	27.1
452.8	-	-	-	-	-	452.8	-	-	-	-	23.0
465.9	-	-	-	-	-	465.9	-	-	-	-	19.0
						469.2	-	-	-	-	14.8
											10.7
											9.7

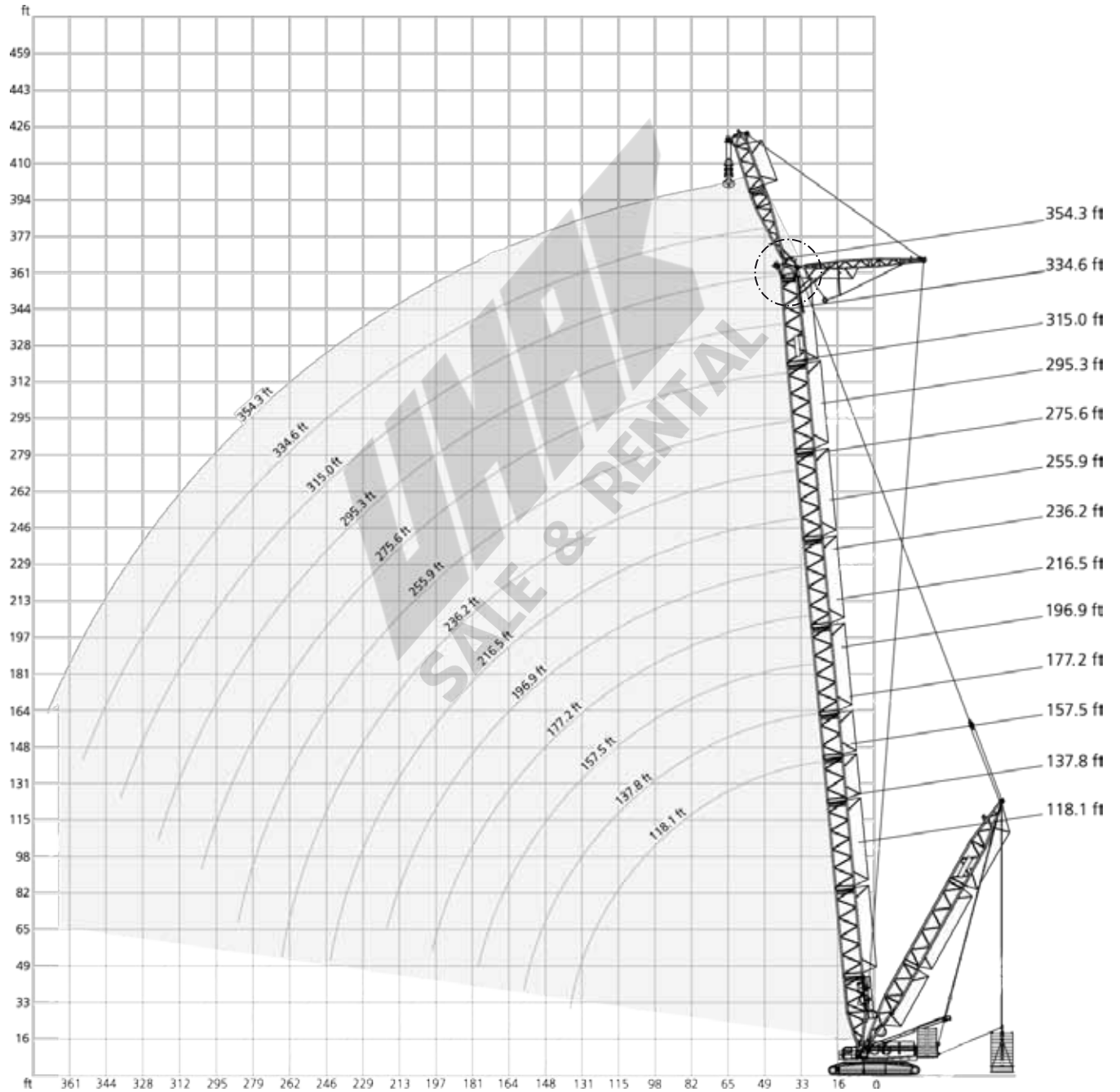



* Main boom angle 85°
 Main boom angle 87°, 85°, 75°, 65° and 55°, capacities for intermediate boom positions are calculated by the crane control system IC-1

LVSL

15°

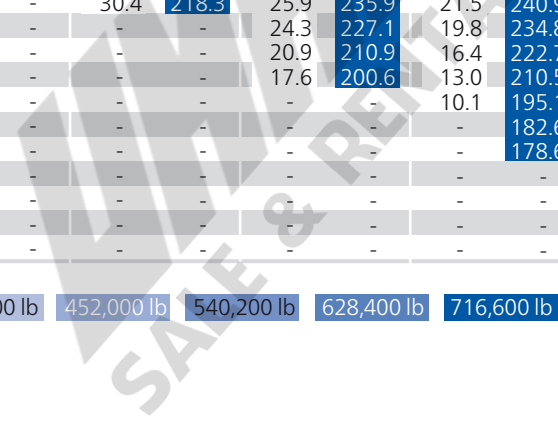
CC 3800-1



* Attachable

363,800 lb+ 110,200 lb 36.1-62.3 ft 59 ft 15° 27.6 ft 32.2 ft/s 360° 75%														
118.1 ft 137.8 ft 157.5 ft 177.2 ft 196.9 ft 216.5 ft 236.2 ft														
LVSL_1														
0 lb 0lb-716.6klb 0 lb 0lb-716.6klb 0 lb 0lb-716.6klb 0 lb 0lb-716.6klb 0 lb 0lb-716.6klb 0 lb 0lb-716.6klb 0 lb 0lb-716.6klb														
ft	1,000 lb													
45.9	-	-	438.7	765.0	418.9	765.0	-	-	-	-	-	-	-	
49.2	-	-	405.7	765.0	388.0	765.0	372.6	765.0	357.1	736.3	-	-	-	
52.5	-	-	377.0	765.0	361.6	765.0	346.1	765.0	332.9	736.3	319.7	648.2	306.4	577.6
59.1	-	-	328.5	765.0	315.3	765.0	304.2	765.0	291.0	734.1	280.0	648.2	269.0	577.6
65.6	-	-	291.0	765.0	277.8	765.0	266.8	765.0	255.7	720.9	246.9	648.2	235.9	577.6
72.2	-	-	255.7	765.0	246.9	765.0	238.1	765.0	227.1	712.1	220.5	639.3	210.5	577.6
78.7	-	-	222.7	765.0	220.5	758.4	213.8	754.0	203.9	705.5	197.3	632.7	187.4	571.0
82.0	212.7	738.5	210.0	735.2	207.2	729.7	202.3	725.3	194.0	698.9	186.8	626.1	178.0	564.4
85.3	199.5	709.9	197.3	705.5	194.0	701.1	190.7	696.7	184.1	692.3	176.4	626.1	168.7	564.4
91.9	178.6	657.0	175.3	652.6	172.0	646.0	168.7	641.5	165.3	639.3	158.7	619.5	151.0	560.0
98.4	159.8	608.5	156.5	604.1	153.2	599.7	149.9	595.2	146.6	590.8	143.3	588.6	136.7	553.4
111.5	131.9	520.3	128.6	530.6	125.3	526.2	122.1	521.8	119.1	517.4	116.8	515.1	112.6	500.4
124.7	108.9	439.5	105.5	465.2	101.7	461.5	98.3	457.8	95.2	453.4	93.3	451.2	90.2	447.5
137.8	90.8	366.0	87.1	407.9	82.5	405.7	78.3	403.4	74.7	399.0	72.5	396.8	69.4	394.6
150.9	77.0	308.6	72.7	349.1	68.0	363.0	63.7	359.4	59.9	356.4	57.7	354.2	54.5	352.0
164.0	64.4	252.1	60.2	298.4	55.4	321.1	51.0	321.1	47.0	318.2	44.7	316.0	41.3	313.8
167.3	61.5	238.1	57.5	287.7	52.7	310.9	48.3	313.1	44.2	309.7	41.9	307.5	38.5	305.3
177.2	-	-	49.6	255.7	44.5	280.0	40.1	288.8	35.9	284.4	33.5	282.2	30.0	280.0
183.7	-	-	45.2	240.3	40.4	259.4	35.9	274.1	31.7	271.9	29.2	269.7	25.6	266.8
190.3	-	-	-	-	36.3	241.8	31.7	259.4	27.4	259.4	24.8	257.2	21.2	253.5
200.1	-	-	-	-	30.4	218.3	25.9	235.9	21.5	240.9	18.8	239.6	14.9	235.3
203.4	-	-	-	-	-	-	24.3	227.1	19.8	234.8	17.0	234.4	13.1	230.4
210.0	-	-	-	-	-	-	20.9	210.9	16.4	222.7	13.6	224.1	9.5	220.5
216.5	-	-	-	-	-	-	17.6	200.6	13.0	210.5	10.1	213.8	-	210.5
223.1	-	-	-	-	-	-	-	-	10.1	195.1	-	203.9	-	202.1
229.7	-	-	-	-	-	-	-	-	-	182.6	-	194.0	-	193.6
232.9	-	-	-	-	-	-	-	-	-	178.6	-	189.0	-	189.4
242.8	-	-	-	-	-	-	-	-	-	-	-	170.9	-	176.4
252.6	-	-	-	-	-	-	-	-	-	-	-	155.4	-	163.1
255.9	-	-	-	-	-	-	-	-	-	-	-	-	-	158.7
269.0	-	-	-	-	-	-	-	-	-	-	-	-	-	137.8

	0 lb	275,600 lb	363,800 lb	452,000 lb	540,200 lb	628,400 lb	716,600 lb
--	------	------------	------------	------------	------------	------------	------------



363,800 lb+ 110,200 lb 36.1-62.3 ft 59 ft 15° 27.6 ft 32.2 ft/s 360° 75%												
255.9 ft 275.6 ft 295.3 ft 315.0 ft 334.6 ft 354.3 ft												
LVSL_1												
0 lb 0lb-716.6klb 0 lb 0lb-716.6klb 0 lb 0lb-716.6klb 0 lb 0lb-716.6klb 0 lb 0lb-716.6klb 0 lb 0lb-716.6klb												
ft	1,000 lb											
55.8	275.6	478.4	264.6	432.1	-	-	-	-	-	-	-	-
59.1	257.9	478.4	246.9	432.1	238.1	385.8	227.1	346.1	-	-	-	-
62.3	242.5	478.4	231.5	429.9	222.7	385.8	212.7	346.1	203.9	308.6	194.0	275.6
65.6	229.3	478.4	219.4	429.9	209.4	385.8	199.5	346.1	190.7	308.6	181.9	275.6
72.2	202.8	476.2	194.0	427.7	185.2	381.4	176.4	343.9	168.7	306.4	159.8	273.4
78.7	180.8	471.8	173.1	423.3	165.3	379.2	156.5	341.7	148.8	304.2	141.1	271.2
85.3	162.0	467.4	154.3	418.9	146.6	374.8	138.9	337.3	132.3	302.0	124.6	269.0
91.9	145.5	463.0	137.8	414.5	131.2	370.4	123.5	332.9	116.8	295.4	110.2	264.6
98.4	131.2	458.6	123.5	410.1	116.8	366.0	110.2	328.5	104.1	291.0	97.2	260.1
111.5	108.2	443.9	101.3	396.8	95.1	355.7	88.6	318.2	82.6	283.7	76.2	252.8
124.7	87.3	420.3	81.7	381.4	76.0	343.9	69.7	307.2	63.9	274.1	57.8	244.0
137.8	68.3	392.4	64.8	368.2	59.5	330.7	53.4	295.4	47.8	262.4	41.9	233.7
150.9	53.2	349.8	50.0	340.2	46.6	316.0	40.7	282.2	35.5	250.6	29.7	223.4
164.0	40.0	312.3	36.8	309.4	34.4	296.9	29.4	269.7	24.3	238.8	18.6	213.0
173.9	31.5	288.1	28.2	284.0	25.8	279.3	21.9	260.9	16.8	230.0	11.0	205.0
177.2	28.7	280.0	25.4	275.6	22.9	273.4	19.4	257.9	14.3	227.1	-	202.8
183.7	24.2	266.8	20.9	263.1	18.4	260.9	14.7	251.3	9.9	222.7	-	197.3
190.3	19.7	253.5	16.4	250.6	13.8	248.4	9.9	244.7	-	216.6	-	191.8
196.9	15.2	240.3	11.9	238.1	9.3	235.9	-	231.5	-	210.5	-	186.3
200.1	13.4	234.4	9.9	231.5	-	230.6	-	226.3	-	207.6	-	183.5
203.4	11.5	228.5	-	226.4	-	225.2	-	221.2	-	204.7	-	180.8
206.7	9.7	222.7	-	221.3	-	219.9	-	216.1	-	201.7	-	178.0
216.5	-	209.4	-	206.1	-	203.9	-	200.6	-	192.9	-	169.8
229.7	-	192.5	-	189.2	-	187.0	-	183.7	-	178.9	-	158.7
242.8	-	176.7	-	173.4	-	171.2	-	167.9	-	164.6	-	148.3
255.9	-	162.0	-	158.7	-	156.5	-	153.2	-	149.9	-	137.8
269.0	-	146.6	-	147.0	-	144.2	-	140.4	-	137.4	-	128.2
282.2	-	128.6	-	135.6	-	132.3	-	129.0	-	125.7	-	118.7
285.4	-	123.5	-	131.2	-	129.5	-	126.2	-	122.9	-	116.3
295.3	-	-	-	117.9	-	121.3	-	117.9	-	114.6	-	109.1
301.8	-	-	-	109.1	-	114.1	-	112.8	-	109.8	-	104.4
308.4	-	-	-	-	-	107.0	-	107.7	-	104.9	-	99.7
321.5	-	-	-	-	-	91.7	-	95.4	-	95.7	-	90.5
334.6	-	-	-	-	-	-	-	81.1	-	84.4	-	81.6
337.9	-	-	-	-	-	-	-	77.6	-	81.2	-	79.2
347.8	-	-	-	-	-	-	-	-	-	71.5	-	72.0
354.3	-	-	-	-	-	-	-	-	-	65.0	-	67.2
360.9	-	-	-	-	-	-	-	-	-	-	-	61.5
370.7	-	-	-	-	-	-	-	-	-	-	-	52.7

	0 lb	275,600 lb	363,800 lb	452,000 lb	540,200 lb	628,400 lb	716,600 lb
--	------	------------	------------	------------	------------	------------	------------

Ratings are in compliance with ISO 4305.

Lifting capacities do not exceed 75% of tipping load.

Weight of hook blocks and slings is part of the load, and is to be deducted from the capacity ratings. Consult operation manual for further details.

Note: Data published herein is intended as a guide only and shall not be construed to warrant applicability for lifting purposes. Crane operation is subject to the computer charts and operation manual both supplied with the crane.

In some instances the superlift counterweight does not lift off the ground with the indicated load.

UMAX
SALE & RENTAL

Crawler carrier

3-section carrier comprising of carbody and two crawlers. Hydraulic pin connections between crawlers and carbody provide for easy assembly and removal to minimise width and weight for transportation.
Track width: 27.6 ft.

Carbody

Bending- and torsion-resistant welded structure of box type construction, fabricated of high-strength fine grain structural steel.

Crawlers

Bending-resistant welded structure of high-strength fine grain structural steel. Automatic centralised lubrication is included as standard. 16 rollers on each side frame with hardened rolling surfaces. Raised position for both drive sprockets and idler wheels, drive sprockets and idler wheels provide load bearing capacity for erection, adjustable track tension. Crawler pads: 4.9 ft wide.

Crawler drive

The tracks are powered by one hydraulic motor each through closed planetary gear reduction units running in oil bath, equipped with spring-applied hydraulically released holding brakes; the gear units are of very compact design to fit within the width of the crawlers. Each crawler is infinitely variable controlled, both independently and in opposite direction. Tractive effort: 315 kip per side.

Assembly jacks

Four hydraulic jacking cylinders on carbody (folding within 9.8 ft width) for easy assembly of crawlers.

Superstructure

Counterweight

452,000 lb (max. 496,100 lb) counterweight on superstructure combination with 110,200 lb central ballast. Steelbox type. Weight of counterweight blocks: 22,050 lb.

Total weight

Approx. 860,000 lb, incl. 363,800 lb counterweight, 78.7 ft SH_1 boom and hook block.

Travel speed on crawlers

Max. 0.68 mph.

Reeving winch

Mounted on superstructure.

Frame

Torsion-resistant welded structure fabricated of high-strength fine grain structural steel.

Slew ring

Triple-row roller bearing slew ring with external ring gear for ease of service and maintenance. Central lubrication system.

Drive

Pump distribution gearbox with five variable displacement axial piston pumps, and gear pumps. Silencer with spark-arrestor. Sound insulation covering. 6 cylinder MTU diesel engine type 6R1300. Output: 390 kW (523 HP) at 1700 1/min, torque 2450 Nm (1807 lb-ft) at 1300 1/min each. The engine complies with EUROMOT 4, Tier 4 final and CARB regulations. The system is equipped with Ad-Blue and a SCR catalytic converter.

Optional for non-regulated markets: 8 cylinder MTU diesel engine type OM 502 LA. Output: 405 kW (550 HP) at 1800 1/min, torque 2600 Nm at 1080 1/min each. The engine complies with EUROMOT 3a, EPA T3 and CARB regulations. Fuel tank capacity: 317 gallons.

Rope drums

The standard superstructure equipment includes three rope drums – hoist 1, 2 and boom hoist. The drums are powered by hydraulic motors through closed planetary gear units running in oil bath. All rope drums have spring-applied, hydraulically released multi-disk brakes and non-wearing hydraulic braking for load lowering. Rope ends H 1, 2, 3 and W 1, 2 equipped with quick-connect rope end-fittings. All winches are removable to minimise weight for transportation.

A-frame

Hydraulic raising systems for A-frame as standard. A-frame, boom hoist and sheave sets for boom hoist can be dismantled as one single transport unit to minimise transport weight. Dismantling of hoist 1 and 2 possible without removing A-frame first.

Slew unit

Powered by hydraulic motors through 2 closed, planetary gear units running in oil bath. Spring-applied, hydraulically released holding brakes and non-wearing hydraulic braking. Slew speed infinitely variable 0-1 rpm.

Control system

Terex IC-1: Electronic proportional valve pilot control integrated in stored-program control system incl. diagnostic system. Two monitors with colour displays, load moment indicator operated via a touch screen. Working speeds infinitely variable controlled by the lever position. Automatic power control for optimal utilisation of engine output; emergency control systems.

Additional functions:

- Infinitely variable position of Superlift counterweight with the optional adjustable Superlift system 36.1 ft - 62.3 ft
- Infinitely variable position of main boom angle in SWSL configuration 55-87° (65-87° in SW configuration)
- Working area limitation
- Diagnosis and troubleshooting
- User defined joystick mode

The crane is controlled by joystick levers ergonomically positioned in the crane cab. Wireless rigging remote control. Wireless emergency remote control.

Cab

Comfortable cab with large windscreen and air condition. Shatterproof-glazing all around, roof window, self-contained hot air heater, full instrumentation and crane controls. Infinitely adjustable operator seat, emergency seat, multiple storage areas, 12-V power plug. The cab can be tilted back for improved operator view of boom point. A camera system is installed to monitor the rope drums. Front window can be opened. Dashboard can be adjusted for optimum ergonomics and view. Front wiper with resting position outside of window area for optimum view. For transportation, the cab swings hydraulically in front of the superstructure to minimise width.

Electrical equipment

24 V DC. system (2 x batteries 12 V, 200 Ah).

Operator aids

Load moment indicator integrated in IC-1 control (load moment, radius, angles, engine and hydraulic system monitoring), hoist limit switch, limit switches for boom movements, hydraulic boom backstop, position light, anemometer.

Boom Combinations

See page 14-19.

Optional equipment

Hydraulic quick connection

Crawler pads 6.6 ft.

Quadro drive 2 drives for each crawler carrier 585 lbf tractive force – at reduced drive speed.

Alternative counterweights made of cast iron

Alternative counterweight segmentation
22,050 lb + 16,540 lb or
22,050 lb + 33,080 lb

Hydraulic cylinder on A-frame For self-assembly of crawler carrier.

Hydraulic cylinder with or without hydraulic unit For boom pinning.

Additional lateral outrigger system For erection of long boom systems.

Boom Booster Kit Consists of 2 x 39.4 ft adapter sections and up to 7 x 39.4 ft inserts. Available in length 78.7 ft, 157.5 ft, 196.9 ft, 275.6 ft, 354.3 ft. Extension of Superlift mast from 118.1 ft to 129.6 or 137.8 ft.

Flex frame Infinite positioning of Superlift counterweight from 42.6 ft – 68.9 ft.

Split tray Superlift tray frame with removable platform underneath the center stack of counterweights (center stack max. 275,600 lb).

Standard SL 118.1 ft Superlift mast incl. hoist W2. SL pendant bars, mast back stop cylinders, SL tray. Superlift counterweight 0 lb at radius 29.5 ft or 0 lb – 716,600 lb on counterweight tray at fixed radii 36.1 ft, 42.6 ft, 49.2 ft, 55.8 ft and 62.3 ft.

Variable SL Variable 118.1 ft Superlift mast (see Standard SL). Additional vertical hydraulic cylinders and stabilisation winch on superstructure (prevents weaving of counterweight especially when traveling and slewing). Height compensation using the cylinders, lifting across obstacles possible to a certain extent. Superlift counterweight 0 lb at radius 29.5 ft or 0 lb – 716,600 lb on counterweight tray, indefinitely variable from 36.1 ft – 62.3 ft.

SL counterweight carrier Superlift mast (see Standard SL). Telescopic frame and counterweight carrier for total weight of 716,600 lb, with 4 wheels / 2 axles (driven and steered – full manoeuvrability for slewing, trailing, and parallel modes). Superlift counterweight 88,200 lb – 716,600 lb on counterweight carrier with fixed mast radius approx. 52.5 ft; infinitely adjustable from 42.6 ft – 55.8 ft or 55.8 ft – 62.3 ft resp. with telescopic frame. The counterweight carrier allows for traveling or slewing even when the Superlift counterweight does not lift off the ground (e.g. crane with loads as indicated by load chart values in brackets).

Hoist H3 Additional hoist for main boom (to operate LF or runner), line pull same as H1, length 2133 ft.

Runner Max. lifting capacity 119,100 lb. Mounted on boom head and boom / jib top. Operation by hoist rope 3 (see variable SL).

Runner for LF standard Max. lifting capacity 39,700 lb. Operated by rope 3.

Special LF linkage head Without sheave set for higher lifting capacities when using LF.

9.8 ft intermediate section For 9.8 ft intermediate lengths.

UMAX
SALE & RENTAL

September 2017. Product specifications and prices are subject to change without notice or obligation. The photographs and/or drawings in this document are for illustrative purposes only. Refer to the appropriate Operator's Manual for instructions on the proper use of this equipment. Failure to follow the corresponding Operator's Manual when using our equipment or to otherwise act responsibly may result in serious injury or death. The only warranty applicable to our equipment is the standard written warranty applicable to the particular product and sale and Terex makes no other warranty, express or implied. Products and services listed may be trademarks, service marks or trade-names of Terex Corporation and/or its subsidiaries in the USA and other countries. All rights are reserved. Terex, Demag and Above, Ahead, Always are trademarks of or licensed by Terex Corporation or its subsidiaries.

© Terex Cranes 2017

TEREX CRANES GERMANY GMBH

Dinglerstraße 24
66482 Zweibrücken
Germany

E info.cranes@terex.com
T +49 6332 830

www.terex.com/cranes
linkedin.com/company/demagmobilecranes
facebook.com/TerexCranes
youtube.com/TerexCranesMarketing

DEMAG
BY TEREX