CX1100

HYDRAULIC CRAWLER CRANE

Specifications

UMAK
SALE & RENTAL

HITACHI

CX1100
HYDRAULIC CRAWLER CRANE

INDEX

CRAWLER CRANE
- ■Dimensions ■Specifications ····· 4
- ■Working Ranges ····· 5
- ■Crane Ratings(Main Boom in 360° Working Area) ····· 6~9
- ■Crane Ratings(Auxiliary Jib in 360° Working Area) ····· 10~13
- ■Crane Ratings(Main Boom With Auxiliary Jib in 360° Working Area) ··· 14~17
- ■Crane Ratings(Jib in 360° Working Area) ····· 18~29
- ■Crane Ratings(Main Boom With Jib in 360° Working Area) ··· 30~41
- ■Crane Boom Construction ■Crane Jib Construction ····· 42
- ■Component Weights and Dimensions for Transport ····· 42

FULL-LUFFING TOWER CRANE
- ■Dimensions ■Tower Jib Construction ····· 43
- ■Specifications ····· 43
- ■Rated loads for 28m Tower Crane ■Working Ranges ····· 44
- ■Rated loads for 31m Tower Crane ■Working Ranges ····· 45
- ■Rated loads for 34m Tower Crane ■Working Ranges ····· 46
- ■Rated loads for 37m Tower Crane ■Working Ranges ····· 47
- ■Rated loads for 40m Tower Crane ■Working Ranges ··· 48~49
- ■Rated loads for 43m Tower Crane ■Working Ranges ··· 50~51
- ■Rated loads for 46m Tower Crane ■Working Ranges ··· 52~53
- ■Rated loads for 49m Tower Crane ■Working Ranges ··· 54~55
- ■Tower Boom Construction ■Tower Jib Construction ····· 56
- ■Component Weights and Dimensions for Transport ····· 56

CLAMSHELL
- ■Dimensions ■Specifications ····· 57
- ■Working Ranges ■Clamshell Bucket ····· 57

TECHNICAL DATA
- ■Standard and Optional Equipment ····· 58~59

NOTE: All "ton" described in this catalog represent metric tons.

UNDER SALE

CRAWLER CRANE CX1100

■Dimensions

Unit : mm

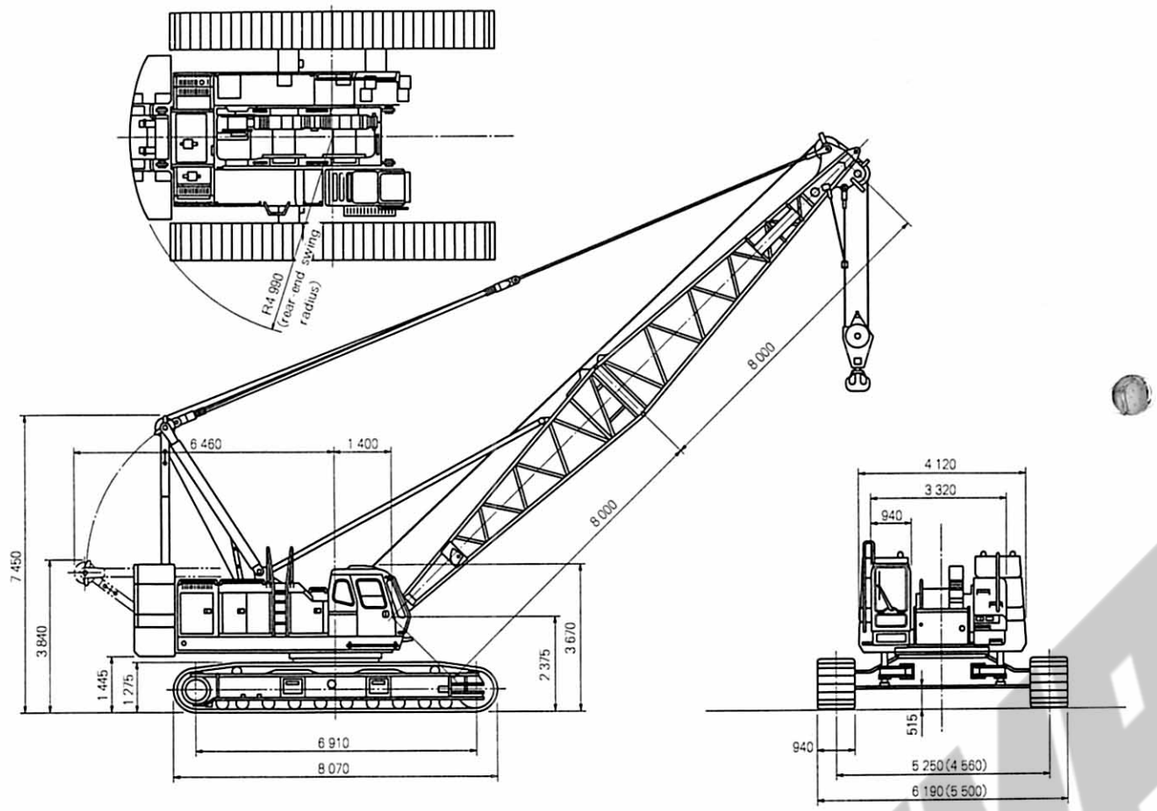

Dimentions shown in ( ) are with side frame fully retracted.

■Specifications

(1t=1 000kg)

Maximum rated load	t×m	110×5.0
Basic boom length	m	16
Max. boom length	m	73
Jib length	m	9.0~22.5
Max. boom with jib length	m	61.0+22.5
Main hoist drum	m/min	*110/62/31
Aux. hoist drum	m/min	*110/62/31
Boom hoist drum	m/min	*55
Swing speed	min^{-1}(rpm)	2.5/1.4(2.5/1.4)
Travel speed	km/h	*1.3/0.9
Gradeability	% (°)	30(16)
Engine model		Isuzu 6RB1T
Rated power	kw/min^{-1}(PS/rpm)	221/2 000 (300/2 000)
Ground pressure	kPa(kgf/cm^2)	81.4 (0.83)
Operating weight	t	114 (Equipped with 16m boom and 110t capacity hook)

NOTE: Data expressed above are in SI units (international System of Unit), followed by data in conventional units in ( ).
*Data in the crane mode will vary with the load.

■Working Ranges

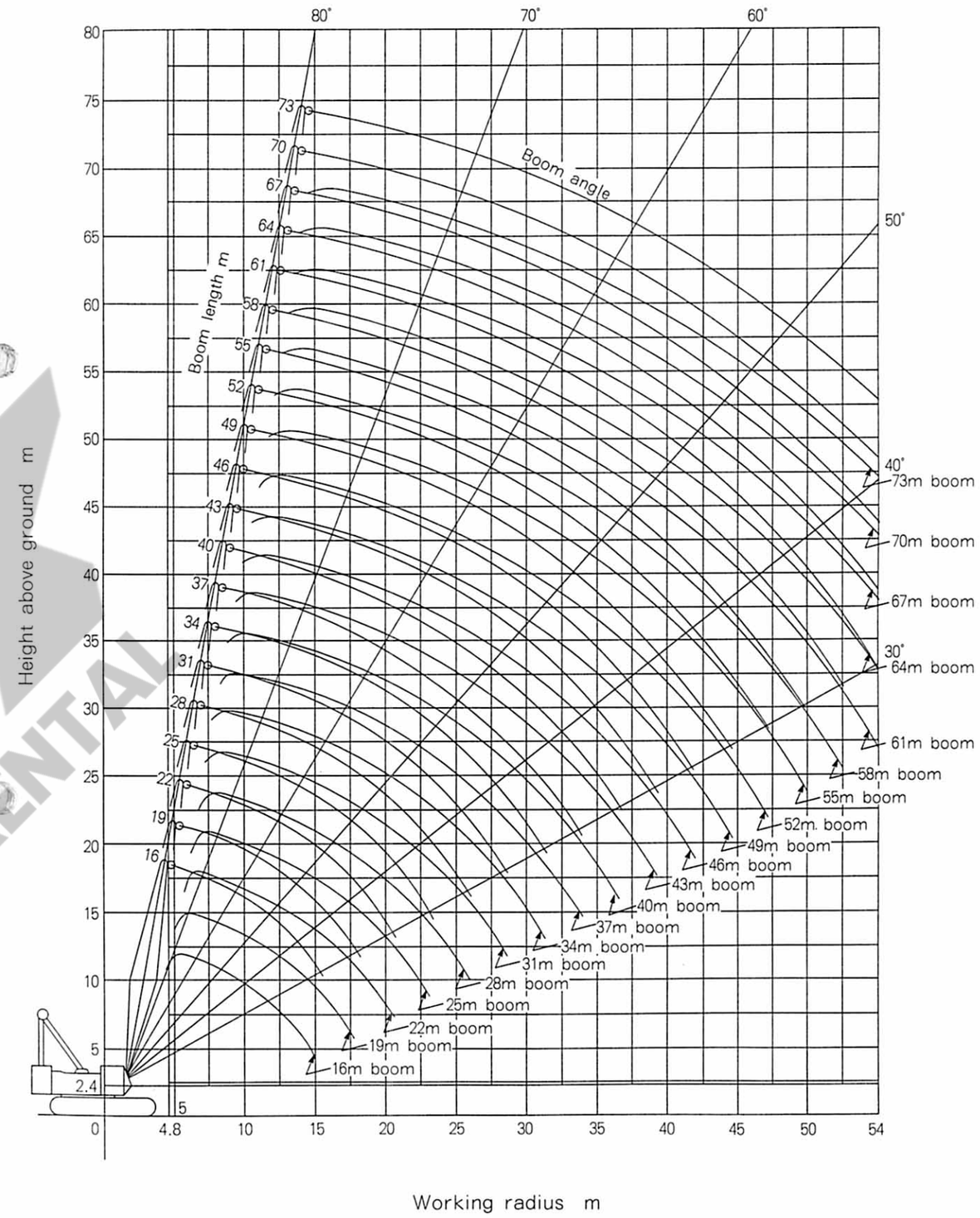

78% Tipping Load(JIS Rating)



■Crane Ratings(Main Boom in 360° Working Area)(1)

Unit : t

Working Radius (m)	Boom length (m)									
	16	19	22	25	28	31	34	37	40	43
4.8	110.0									
5.0	110.0	5.3m×103.0t								
5.5	100.0	100.0	5.9m×88.1t							
6.0	91.6	91.4	87.3	6.4m×78.0t						
6.5	84.0	83.7	83.4	76.8	6.9m×68.1t					
7.0	78.4	78.4	78.4	75.1	67.2	7.5m×59.9t				
8.0	64.8	64.5	64.4	64.3	64.2	58.1	53.4	8.6m×47.1t		
9.0	54.5	54.3	54.1	54.0	53.9	53.8	51.0	46.0	9.1m×42.4t	9.7m×38.1t
10.0	47.0	46.7	46.5	46.5	46.3	46.2	46.0	44.5	40.8	37.3
12.0	36.7	36.4	36.2	36.1	36.0	35.9	35.7	35.6	35.5	35.1
14.0	29.4	29.4	29.4	29.4	29.2	29.1	28.9	28.8	28.7	28.5
16.0	15.4m×23.7t	25.0	24.8	24.7	24.5	24.4	24.2	24.1	23.9	23.7
18.0		19.9	21.3	21.2	21.0	20.9	20.6	20.6	20.4	20.2
20.0			18.3	18.3	18.3	18.2	17.9	17.8	17.7	17.4
22.0			20.6m×17.0t	16.4	16.1	16.0	15.8	15.7	15.5	15.3
24.0				23.2m×14.7t	14.4	14.3	14.0	13.9	13.7	13.5
26.0					25.8m×12.8t	12.8	12.6	12.5	12.3	12.1
28.0						11.6	11.4	11.3	11.1	10.8
30.0						28.4m×11.1t	10.4	10.2	10.0	9.8
32.0							31.0m×9.6t	9.3	9.1	8.9
34.0								33.6m×8.5t	8.4	8.1
36.0									7.6	7.5
38.0									36.2m×7.4t	6.8
40.0										38.8m×6.4t

78% Tipping Load(JIS Rating)

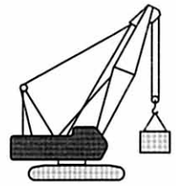

■Crane Ratings(Main Boom in 360° Working Area)(2)

Unit : t

Working Radius (m)	Boom length (m)									
	46	49	52	55	58	61	64	67	70	73
10.0	10.2m×33.9t	10.8m×30.6t	11.3m×27.6t	11.9m×25.0t						
12.0	31.9	29.3	26.8	24.6	12.4m×22.0t	13.0m×19.5t	13.5m×19.2t			
14.0	28.4	27.7	25.4	23.3	20.7	18.7	18.5	14.1m×17.3t	14.6m×15.5t	15.1m×13.8t
16.0	23.7	23.5	23.3	22.0	19.7	17.7	17.3	16.3	14.7	13.3
18.0	20.1	20.0	19.8	19.7	18.7	16.8	16.4	15.6	14.0	12.7
20.0	17.4	17.2	17.0	17.0	16.8	16.0	15.9	14.9	13.4	12.1
22.0	15.2	15.1	14.8	14.8	14.6	14.5	14.3	14.1	12.8	11.5
24.0	13.5	13.0	13.1	13.0	12.9	12.7	12.5	12.3	12.1	10.9
26.0	12.0	11.8	11.6	11.6	11.4	11.2	11.0	10.9	10.6	10.4
28.0	10.8	10.6	10.4	10.3	10.2	10.0	9.8	9.6	9.4	9.2
30.0	9.7	9.5	9.3	9.3	9.1	8.9	8.7	8.6	8.3	8.1
32.0	8.8	8.6	8.4	8.4	8.2	8.0	7.8	7.6	7.4	7.2
34.0	8.0	7.9	7.6	7.6	7.4	7.2	7.0	6.8	6.5	6.3
36.0	7.3	7.2	6.9	6.9	6.7	6.5	6.3	6.0	5.8	5.5
38.0	6.7	6.6	6.3	6.3	6.1	5.8	5.6	5.4	5.1	4.8
40.0	6.2	6.0	5.8	5.7	5.5	5.2	5.0	4.7	4.4	4.2
42.0	41.4m×5.6t	5.5	5.3	5.1	4.9	4.6	4.4	4.2	3.9	3.6
44.0		4.7	4.7	4.6	4.4	4.1	3.9	3.7	3.4	3.1
46.0			4.1	4.1	4.0	3.7	3.5	3.2	2.9	2.6
48.0			46.6m×3.9t	3.7	3.6	3.3	3.0	2.8	2.5	2.2
50.0				49.2m×3.3t	3.2	2.9	2.7	2.4	2.2	1.9
52.0					51.8m×2.6t	2.6	2.3	2.1	1.8	
54.0						2.1	2.0	1.8		
54.4						2.0				

NOTES
1. The rated loads shown do not exceed 78% of tipping load with the machine on firm level ground.
2. To calculate the maximum load that can actually be lifted, deduct weight of all lifting accessories, such as main hook, from figures shown above.
3. Working radius is the horizontal distance from the swing center to the center of gravity of a lifted load.
4. The counterweight is 39.2t.
5. Be sure to fully extend the side frames before operating the machine.
6. Correlation between the number of falls, maximum rated loads, hook weights are shown in the table below.

Hook capacity (t)	Hook Weight (t)	Number of hoist reeving and maximum rated loads (t)								
		9	8	7	6	5	4	3	2	1
110.0	1.40	110.0	100.0	87.5	75.0	62.5	50.0	–	–	–
60.0	0.95	–	–	–	–	60.0	50.0	37.5	25.0	–
25.0	0.73	–	–	–	–	–	–	–	25.0	–
12.5	0.50	–	–	–	–	–	–	–	–	12.5

UNITED SALE & RENTAL

75% Tipping Load(PCSA Rating)

■Crane Ratings(Main Boom in 360° Working Area)(1)

Unit : t

Working Radius (m)	Boom length (m)									
	16	19	22	25	28	31	34	37	40	43
4.8	110.0									
5.0	110.0	5.3m×103.0t								
5.5	100.0	100.0	5.9m×88.1t							
6.0	91.6	91.4	87.3	6.4m×78.0t						
6.5	84.0	83.7	83.4	76.8	6.9m×68.1t					
7.0	77.9	77.7	77.6	75.1	67.2	7.5m×59.9t				
8.0	63.4	63.1	63.0	62.9	62.8	58.1	53.4	8.6m×47.1t		
9.0	53.3	53.0	52.9	52.8	52.7	52.6	51.0	46.0	9.1m×42.4t	9.7m×38.1t
10.0	45.9	45.6	45.5	45.4	45.3	45.2	45.0	44.5	40.8	37.3
12.0	35.8	35.5	35.4	35.3	35.1	35.0	34.8	34.8	34.6	34.4
14.0	29.3	29.0	28.8	28.7	28.5	28.4	28.2	28.2	28.0	27.8
16.0	15.4m×23.7t	24.4	24.2	24.0	23.9	23.8	23.6	23.5	23.3	23.1
18.0		19.9	20.8	20.6	20.4	20.3	20.1	20.0	19.9	19.7
20.0			18.2	18.0	17.8	17.7	17.5	17.4	17.2	17.0
22.0			20.6m×17.0t	15.9	15.7	15.6	15.4	15.3	15.1	14.9
24.0				23.2m×14.7t	14.0	13.9	13.7	13.6	13.4	13.2
26.0					25.8m×12.8t	12.5	12.2	12.1	12.0	11.7
28.0						11.3	11.1	10.9	10.8	10.5
30.0						28.4m×11.1t	10.1	9.9	9.8	9.5
32.0							31.0m×9.6t	9.1	8.9	8.7
34.0								33.6m×8.5t	8.1	7.9
36.0									7.5	7.2
38.0									36.2m×7.4t	6.7
40.0										38.8m×6.4t

75% Tipping Load(PCSA Rating)

■Crane Ratings(Main Boom in 360° Working Area)(2)

Unit : t

Working Radius (m)	Boom length (m)									
	46	49	52	55	58	61	64	67	70	73
10.0	10.2m×33.9t	10.8m×30.6t	11.3m×27.6t	11.9m×25.0t						
12.0	31.9	29.3	26.8	24.6	12.4m×22.0t	13.0m×19.5t	13.5m×19.2t			
14.0	27.8	27.6	25.4	23.3	20.7	18.7	18.5	14.1m×17.3t	14.6m×15.5t	15.1m×13.8t
16.0	23.1	22.9	22.7	22.0	19.7	17.7	17.3	16.3	14.7	13.3
18.0	19.6	19.5	19.3	19.2	18.7	16.8	16.4	15.6	14.0	12.7
20.0	17.0	16.8	16.6	16.6	16.4	16.0	15.9	14.9	13.4	12.1
22.0	14.8	14.7	14.5	14.4	14.3	14.1	13.9	13.8	12.8	11.5
24.0	13.1	12.9	12.7	12.7	12.5	12.3	12.2	12.0	11.8	10.9
26.0	11.7	11.5	11.3	11.3	11.1	10.9	10.7	10.6	10.4	10.2
28.0	10.5	10.3	10.1	10.1	9.9	9.7	9.5	9.4	9.1	8.9
30.0	9.5	9.3	9.1	9.0	8.9	8.7	8.5	8.3	8.1	7.9
32.0	8.6	8.4	8.2	8.1	8.0	7.8	7.6	7.4	7.2	7.0
34.0	7.8	7.6	7.4	7.4	7.2	7.0	6.8	6.7	6.4	6.2
36.0	7.1	7.0	6.7	6.7	6.5	6.3	6.1	6.0	5.8	5.5
38.0	6.5	6.4	6.1	6.1	5.9	5.7	5.5	5.4	5.1	4.8
40.0	6.0	5.8	5.6	5.5	5.4	5.2	5.0	4.7	4.4	4.2
42.0	41.4m×5.6t	5.4	5.1	5.1	4.9	4.6	4.4	4.2	3.9	3.6
44.0		4.7	4.7	4.6	4.4	4.1	3.9	3.7	3.4	3.1
46.0			4.1	4.1	4.0	3.7	3.5	3.2	2.9	2.6
48.0			46.6m×3.9t	3.7	3.6	3.3	3.0	2.8	2.5	2.2
50.0				49.2m×3.3t	3.2	2.9	2.7	2.4	2.2	1.9
52.0					51.8m×2.6t	2.6	2.3	2.1	1.8	
54.0						2.1	2.0	1.8		
54.4						2.0				

NOTES
1. The rated loads shown do not exceed 75% of tipping load with the machine on firm level ground.
2. To calculate the maximum load that can actually be lifted, deduct weight of all lifting accessories, such as main hook, from figures shown above.
3. Working radius is the horizontal distance from the swing center to the center of gravity of a lifted load.
4. The counterweight is 39.2t.
5. Be sure to fully extend the side frames before operating the machine.
6. Correlation between the number of falls, maximum rated loads, hook weights are shown in the table below.

Hook capacity (t)	Hook Weight (t)	Number of hoist reeving and maximum rated loads (t)								
		9	8	7	6	5	4	3	2	1
110.0	1.40	110.0	100.0	87.5	75.0	62.5	50.0	–	–	–
60.0	0.95	–	–	–	–	60.0	50.0	37.5	25.0	–
25.0	0.73	–	–	–	–	–	–	–	25.0	–
12.5	0.50	–	–	–	–	–	–	–	–	12.5

UNITED SALE & RENTAL

78% Tipping Load(JIS Rating)



■Crane Ratings(Auxiliary Jib in 360° Working Area)(1)

Unit : t

Working Radius (m)	Boom length (m)								
	16	19	22	25	28	31	34	37	40
5.4	12.50								
6.0	12.50	12.50	6.5m×12.50t						
7.0	12.50	12.50	12.50	7.1m×12.50t	7.6m×12.50t				
8.0	12.50	12.50	12.50	12.50	12.50	8.2m×12.50t	8.7m×12.50t		
9.0	12.50	12.50	12.50	12.50	12.50	12.50	12.50	9.3m×12.50t	9.8m×12.50t
10.0	12.50	12.50	12.50	12.50	12.50	12.50	12.50	12.50	12.50
12.0	12.50	12.50	12.50	12.50	12.50	12.50	12.50	12.50	12.50
14.0	12.50	12.50	12.50	12.50	12.50	12.50	12.50	12.50	12.50
16.0	12.50	12.50	12.50	12.50	12.50	12.50	12.50	12.50	12.50
18.0	16.9m×12.50t	12.50	12.50	12.50	12.50	12.50	12.50	12.50	12.50
20.0		19.5m×12.50t	12.50	12.50	12.50	12.50	12.50	12.50	12.50
22.0			12.50	12.50	12.50	12.50	12.50	12.50	12.50
24.0			22.1m×12.50t	12.50	12.50	12.50	12.50	12.50	12.50
26.0				24.7m×12.50t	12.50	12.50	12.40	12.20	12.10
28.0					27.3m×12.20t	11.40	11.20	11.00	10.90
30.0						29.9m×10.40t	10.20	10.00	9.80
32.0							9.30	9.10	8.90
34.0							32.5m×9.10t	8.30	8.20
36.0								35.1m×7.90t	7.50
38.0									37.7m×6.90t

78% Tipping Load(JIS Rating)

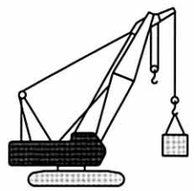

■Crane Ratings(Auxiliary Jib in 360° Working Area)(2)

Unit : t

Working Radius (m)	Boom length (m)								
	43	46	49	52	55	58	61	64	67
10.0	10.4m×12.50t	10.9m×12.50t	11.4m×12.50t						
12.0	12.50	12.50	12.50	12.50	12.5m×12.50t	13.1m×12.50t	13.6m×12.50t		
14.0	12.50	12.50	12.50	12.50	12.50	12.50	12.50	14.2m×12.50t	14.7m×12.50t
16.0	12.50	12.50	12.50	12.50	12.50	12.50	12.50	12.50	12.50
18.0	12.50	12.50	12.50	12.50	12.50	12.50	12.50	12.50	12.50
20.0	12.50	12.50	12.50	12.50	12.50	12.50	12.50	12.50	12.50
22.0	12.50	12.50	12.50	12.50	12.50	12.50	12.50	12.50	12.50
24.0	12.50	12.50	12.50	12.50	12.50	12.50	12.40	12.30	12.10
26.0	11.90	11.80	11.60	11.40	11.20	11.20	10.90	10.80	10.60
28.0	10.60	10.60	10.40	10.20	10.00	9.90	9.70	9.50	9.40
30.0	9.60	9.50	9.30	9.10	8.90	8.90	8.60	8.50	8.30
32.0	8.70	8.50	8.40	8.20	8.00	8.00	7.70	7.60	7.40
34.0	7.90	7.80	7.60	7.40	7.20	7.20	6.90	6.70	6.50
36.0	7.20	7.10	6.90	6.70	6.50	6.50	6.20	5.90	5.70
38.0	6.60	6.50	6.30	6.10	5.90	5.80	5.50	5.20	5.00
40.0	5.70	5.70	5.60	5.50	5.30	5.20	4.90	4.60	4.40
42.0	40.3m×5.60t	5.00	5.00	5.00	4.70	4.60	4.30	4.10	3.90
44.0		42.9m×4.60t	4.40	4.40	4.20	4.10	3.80	3.60	3.40
46.0			45.5m×3.80t	3.70	3.70	3.70	3.40	3.10	2.90
48.0				3.10	3.10	3.10	3.00	2.70	2.50
50.0				48.1m×3.00t	2.60	2.60	2.60	2.40	2.10
52.0					50.7m×2.40t	2.10	2.10	2.00	1.80
54.0						53.3m×1.70t	1.60	1.60	1.50

NOTES
1. The rated loads shown do not exceed 78% of tipping load with the machine on firm level ground.
2. To calculate the maximum load that can actually be lifted, deduct weight of all lifting accessories, such as main hook, from figures shown above.
3. Working radius is the horizontal distance from the swing center to the center of gravity of a lifted load.
4. The counterweight is 39.2t.
5. Be sure to fully extend the side frames before operating the machine.
6. Correlation between the number of falls, maximum rated loads, hook weights are shown in the table below.

Hook capacity (t)	Hook Weight (t)	Number of hoist reeving and maximum rated loads (t)								
		9	8	7	6	5	4	3	2	1
110.0	1.40	110.0	100.0	87.5	75.0	62.5	50.0	–	–	–
60.0	0.95	–	–	–	–	60.0	50.0	37.5	25.0	–
25.0	0.73	–	–	–	–	–	–	–	25.0	–
12.5	0.50	–	–	–	–	–	–	–	–	12.5

UHAL SALE & RENT

75% Tipping Load(PCSA Rating)



■Crane Ratings(Auxiliary Jib in 360° Working Area)(1)

Unit : t

Working Radius (m)	Boom length (m)								
	16	19	22	25	28	31	34	37	40
5.4	12.50								
6.0	12.50	12.50	6.5m×12.50t						
7.0	12.50	12.50	12.50	7.1m×12.50t	7.6m×12.50t				
8.0	12.50	12.50	12.50	12.50	12.50	8.2m×12.50t	8.7m×12.50t		
9.0	12.50	12.50	12.50	12.50	12.50	12.50	12.50	9.3m×12.50t	9.8m×12.50t
10.0	12.50	12.50	12.50	12.50	12.50	12.50	12.50	12.50	12.50
12.0	12.50	12.50	12.50	12.50	12.50	12.50	12.50	12.50	12.50
14.0	12.50	12.50	12.50	12.50	12.50	12.50	12.50	12.50	12.50
16.0	12.50	12.50	12.50	12.50	12.50	12.50	12.50	12.50	12.50
18.0	16.9m×12.50t	12.50	12.50	12.50	12.50	12.50	12.50	12.50	12.50
20.0		19.5m×12.50t	12.50	12.50	12.50	12.50	12.50	12.50	12.50
22.0			12.50	12.50	12.50	12.50	12.50	12.50	12.50
24.0			22.1m×12.50t	12.50	12.50	12.50	12.50	12.50	12.50
26.0				24.7m×12.50t	12.50	12.30	12.10	12.00	11.80
28.0					27.3m×11.70t	11.20	10.90	10.80	10.60
30.0						29.9m×10.20t	9.90	9.80	9.60
32.0							9.00	8.90	8.70
34.0							32.5m×8.90t	8.10	7.90
36.0								35.1m×7.80t	7.30
38.0									37.7m×6.80t

75% Tipping Load(PCSA Rating)

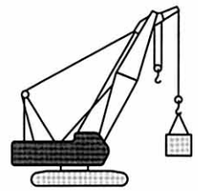

■Crane Ratings(Auxiliary Jib in 360° Working Area)(2)

Unit : t

Working Radius (m)	Boom length (m)								
	43	46	49	52	55	58	61	64	67
10.0	10.4m×12.50t	10.9m×12.50t	11.4m×12.50t						
12.0	12.50	12.50	12.50	12.50	12.5m×12.50t	13.1m×12.50t	13.6m×12.50t		
14.0	12.50	12.50	12.50	12.50	12.50	12.50	12.50	14.2m×12.50t	14.7m×12.50t
16.0	12.50	12.50	12.50	12.50	12.50	12.50	12.50	12.50	12.50
18.0	12.50	12.50	12.50	12.50	12.50	12.50	12.50	12.50	12.50
20.0	12.50	12.50	12.50	12.50	12.50	12.50	12.50	12.50	12.50
22.0	12.50	12.50	12.50	12.50	12.50	12.50	12.50	12.50	12.50
24.0	12.50	12.50	12.50	12.50	12.50	12.30	12.10	12.00	11.80
26.0	11.60	11.50	11.30	11.10	11.10	10.90	10.70	10.50	10.30
28.0	10.40	10.30	10.10	9.90	9.80	9.70	9.50	9.30	9.10
30.0	9.30	9.30	9.10	8.90	8.80	8.60	8.40	8.20	8.10
32.0	8.50	8.40	8.20	8.00	7.90	7.70	7.50	7.40	7.20
34.0	7.70	7.60	7.40	7.20	7.10	7.00	6.80	6.60	6.40
36.0	7.00	6.90	6.70	6.50	6.50	6.30	6.10	5.90	5.70
38.0	6.50	6.30	6.20	5.90	5.90	5.70	5.50	5.20	5.00
40.0	5.70	5.70	5.60	5.40	5.30	5.10	4.90	4.60	4.40
42.0	40.3m×5.60t	5.00	5.00	4.90	4.70	4.60	4.30	4.10	3.90
44.0		42.9m×4.60t	4.40	4.40	4.20	4.10	3.80	3.60	3.40
46.0			45.5m×3.80t	3.70	3.70	3.70	3.40	3.10	2.90
48.0				3.10	3.10	3.10	3.00	2.70	2.50
50.0				48.1m×3.00t	2.60	2.60	2.60	2.40	2.10
52.0					50.7m×2.40t	2.10	2.10	2.00	1.80
54.0						53.3m×1.70t	1.60	1.60	1.50

NOTES
1. The rated loads shown do not exceed 75% of tipping load with the machine on firm level ground.
2. To calculate the maximum load that can actually be lifted, deduct weight of all lifting accessories, such as main hook, from figures shown above.
3. Working radius is the horizontal distance from the swing center to the center of gravity of a lifted load.
4. The counterweight is 39.2t.
5. Be sure to fully extend the side frames before operating the machine.
6. Correlation between the number of falls, maximum rated loads, hook weights are shown in the table below.

Hook capacity (t)	Hook Weight (t)	Number of hoist reeving and maximum rated loads (t)								
		9	8	7	6	5	4	3	2	1
110.0	1.40	110.0	100.0	87.5	75.0	62.5	50.0	–	–	–
60.0	0.95	–	–	–	–	60.0	50.0	37.5	25.0	–
25.0	0.73	–	–	–	–	–	–	–	25.0	–
12.5	0.50	–	–	–	–	–	–	–	–	12.5

UHAL SALE & REN

78% Tipping Load(JIS Rating)

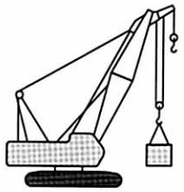

■Crane Ratings(Main boom with Auxiliary Jib in 360° Working Area)(1)

Unit : t

Working Radius (m)	Boom length (m)								
	16	19	22	25	28	31	34	37	40
4.8	110.0								
5.0	110.0	5.3m×103.0t							
5.5	100.0	100.0	5.9m×88.1t						
6.0	91.6	91.4	87.3	6.4m×78.0t					
6.5	84.0	83.7	83.4	76.8	6.9m×68.1t				
7.0	78.4	78.4	78.4	75.1	67.2	7.5m×59.5t			
8.0	64.4	64.2	64.0	63.9	63.8	58.1	53.4	8.6m×47.1t	
9.0	54.1	53.9	53.7	53.6	53.5	53.3	51.0	46.0	9.1m×42.4t
10.0	46.6	46.4	46.2	46.1	45.9	45.8	45.6	44.5	40.8
12.0	36.4	36.1	35.8	35.7	35.6	35.4	35.3	35.1	35.0
14.0	28.7	29.4	29.1	29.0	28.8	28.7	28.5	28.4	28.3
16.0	15.4m×23.1t	24.7	24.4	24.3	24.1	23.9	23.8	23.6	23.5
18.0		19.3	20.9	20.8	20.6	20.4	20.2	20.1	20.0
20.0			17.7	18.1	17.9	17.7	17.5	17.4	17.3
22.0			20.6m×16.4t	16.0	15.8	15.6	15.4	15.2	15.1
24.0				23.2m×14.2t	14.1	13.8	13.7	13.5	13.4
26.0					25.8m×12.2t	12.4	12.2	12.0	11.9
28.0						11.0	11.0	10.8	10.7
30.0						28.4m×10.6t	10.0	9.8	9.7
32.0							31.0m×9.2t	8.9	8.8
34.0								33.6m×7.9t	8.0
36.0									7.0
38.0									36.2m×6.9t

78% Tipping Load(JIS Rating)

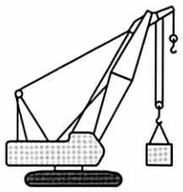

■Crane Ratings(Main boom with Auxiliary Jib in 360° Working Area)(2)

Unit : t

Working Radius (m)	Boom length (m)								
	43	46	49	52	55	58	61	64	67
9.0	9.7m×38.1t								
10.0	37.3	10.2m×33.9t	10.8m×30.6t	11.3m×27.6t	11.9m×25.0t				
12.0	34.8	31.9	29.3	26.8	24.6	12.4m×22.0t	13.0m×19.5t	13.5m×17.4t	
14.0	28.1	28.0	27.7	25.4	23.3	20.2	18.1	16.4	14.1m×15.1t
16.0	23.3	23.2	23.1	22.9	22.0	19.1	16.9	16.0	14.3
18.0	19.9	19.7	19.5	19.3	19.2	18.3	16.3	15.5	13.9
20.0	17.0	17.0	16.8	16.6	16.4	16.4	15.6	14.9	13.4
22.0	14.9	14.8	14.6	14.4	14.2	14.2	14.0	13.8	12.9
24.0	13.1	13.1	12.9	12.7	12.5	12.4	12.2	12.0	11.9
26.0	11.7	11.6	11.4	11.2	11.0	11.0	10.7	10.6	10.4
28.0	10.5	10.4	10.2	10.0	9.8	9.7	9.5	9.3	9.2
30.0	9.4	9.3	9.1	8.9	8.7	8.7	8.5	8.3	8.1
32.0	8.5	8.4	8.2	8.0	7.8	7.8	7.5	7.4	7.2
34.0	7.8	7.7	7.5	7.2	7.0	7.0	6.7	6.5	6.3
36.0	7.0	7.0	6.8	6.5	6.4	6.2	6.0	5.7	5.5
38.0	5.9	6.1	6.1	5.9	5.7	5.6	5.3	5.0	4.8
40.0	38.8m×5.5t	5.2	5.3	5.3	5.1	5.0	4.7	4.4	4.2
42.0		41.4m×4.6t	4.5	4.6	4.5	4.4	4.1	3.9	3.6
44.0			3.8	3.9	4.0	3.8	3.6	3.4	3.2
46.0				3.2	3.4	3.3	3.2	2.9	2.7
48.0				46.6m×3.0t	2.7	2.7	2.7	2.5	2.3
50.0					49.2m×2.4t	2.2	2.2	2.2	1.9
52.0						51.8m×1.7t	1.7	1.8	1.6
54.0								1.5	

NOTES
1. The rated loads shown do not exceed 78% of tipping load with the machine on firm level ground.
2. To calculate the maximum load that can actually be lifted, deduct weight of all lifting accessories, such as main hook, from figures shown above.
3. Working radius is the horizontal distance from the swing center to the center of gravity of a lifted load.
4. The counterweight is 39.2t.
5. Be sure to fully extend the side frames before operating the machine.
6. Correlation between the number of falls, maximum rated loads, hook weights are shown in the table below.

Hook capacity (t)	Hook Weight (t)	Number of hoist reeving and maximum rated loads (t)								
		9	8	7	6	5	4	3	2	1
110.0	1.40	110.0	100.0	87.5	75.0	62.5	50.0	–	–	–
60.0	0.95	–	–	–	–	60.0	50.0	37.5	25.0	–
25.0	0.73	–	–	–	–	–	–	–	25.0	–
12.5	0.50	–	–	–	–	–	–	–	–	12.5

UMAC SALE & RENTAL

75% Tipping Load(PCSA Rating)

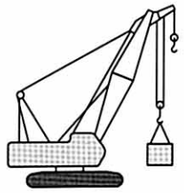

■Crane Ratings(Main boom with Auxiliary Jib in 360° Working Area)(1)

Unit : t

Working Radius (m)	Boom length (m)								
	16	19	22	25	28	31	34	37	40
4.8	110.0								
5.0	110.0	5.3m×103.0t							
5.5	100.0	100.0	5.9m×88.1t						
6.0	91.6	91.4	87.3	6.4m×78.0t					
6.5	84.0	83.7	83.4	76.8	6.9m×68.1t				
7.0	77.6	77.4	77.3	75.1	67.2	7.5m×59.5t			
8.0	63.0	62.8	62.7	62.6	62.5	58.1	53.4	8.6m×47.1t	
9.0	53.0	52.7	52.6	52.5	52.3	52.3	51.0	46.0	9.1m×42.4t
10.0	45.6	45.3	45.2	45.1	44.9	44.8	44.7	44.5	40.8
12.0	35.5	35.2	35.0	34.9	34.8	34.7	34.5	34.4	34.3
14.0	28.7	28.7	28.5	28.3	28.2	28.1	27.9	27.8	27.6
16.0	15.4m×23.1t	24.1	23.9	23.7	23.5	23.4	23.2	23.1	23.0
18.0		19.3	20.5	20.3	20.1	20.0	19.8	19.7	19.5
20.0			17.7	17.7	17.5	17.4	17.1	17.0	16.8
22.0			20.6m×16.4t	15.6	15.4	15.3	15.0	14.9	14.7
24.0				23.2m×14.2t	13.7	13.6	13.3	13.2	13.0
26.0					25.8m×12.2t	12.2	11.9	11.8	11.6
28.0						11.0	10.7	10.6	10.4
30.0						28.4m×10.6t	9.8	9.6	9.4
32.0							31.0m×9.2t	8.8	8.6
34.0								33.6m×7.9t	7.8
36.0									7.0
38.0									36.2m×6.9t

75% Tipping Load(PCSA Rating)

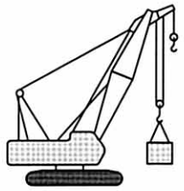

■Crane Ratings(Main boom with Auxiliary Jib in 360° Working Area)(2)

Unit : t

Working Radius (m)	Boom length (m)								
	43	46	49	52	55	58	61	64	67
9.0	9.7m×38.1t								
10.0	37.3	10.2m×33.9t	10.8m×30.6t	11.3m×27.6t	11.9m×25.0t				
12.0	34.1	31.9	29.3	26.8	24.6	12.4m×22.0t	13.0m×19.5t	13.5m×17.4t	
14.0	27.4	27.4	27.2	25.4	23.3	20.2	18.1	16.4	14.1m×15.1t
16.0	22.8	22.7	22.5	22.3	22.0	19.1	16.9	16.0	14.3
18.0	19.3	19.2	19.1	18.9	18.8	18.3	16.3	15.5	13.9
20.0	16.6	16.6	16.4	16.2	16.2	16.0	15.6	14.9	13.4
22.0	14.5	14.5	14.3	14.1	14.0	13.9	13.7	13.5	12.9
24.0	12.8	12.7	12.6	12.3	12.3	12.1	11.9	11.7	11.6
26.0	11.4	11.3	11.1	10.9	10.9	10.7	10.5	10.3	10.1
28.0	10.2	10.1	9.9	9.7	9.7	9.5	9.3	9.1	8.9
30.0	9.2	9.1	8.9	8.7	8.6	8.5	8.3	8.1	7.9
32.0	8.3	8.2	8.0	7.8	7.8	7.6	7.4	7.2	7.0
34.0	7.6	7.5	7.3	7.0	7.0	6.8	6.6	6.4	6.2
36.0	6.9	6.8	6.6	6.4	6.3	6.1	5.9	5.7	5.5
38.0	5.9	6.1	6.0	5.8	5.7	5.5	5.3	5.0	4.8
40.0	38.8m×5.5t	5.2	5.3	5.3	5.1	5.0	4.7	4.4	4.2
42.0		41.4m×4.6t	4.5	4.6	4.5	4.4	4.1	3.9	3.6
44.0			3.8	3.9	4.0	3.8	3.6	3.4	3.2
46.0				3.2	3.4	3.3	3.2	2.9	2.7
48.0				46.6m×3.0t	2.7	2.7	2.7	2.5	2.3
50.0					49.2m×2.4t	2.2	2.2	2.2	1.9
52.0						51.8m×1.7t	1.7	1.8	1.6
54.0								1.5	

NOTES
1. The rated loads shown do not exceed 75% of tipping load with the machine on firm level ground.
2. To calculate the maximum load that can actually be lifted, deduct weight of all lifting accessories, such as main hook, from figures shown above.
3. Working radius is the horizontal distance from the swing center to the center of gravity of a lifted load.
4. The counterweight is 39.2t.
5. Be sure to fully extend the side frames before operating the machine.
6. Correlation between the number of falls, maximum rated loads, hook weights are shown in the table below.

Hook capacity (t)	Hook Weight (t)	Number of hoist reeving and maximum rated loads (t)								
		9	8	7	6	5	4	3	2	1
110.0	1.40	110.0	100.0	87.5	75.0	62.5	50.0	–	–	–
60.0	0.95	–	–	–	–	60.0	50.0	37.5	25.0	–
25.0	0.73	–	–	–	–	–	–	–	25.0	–
12.5	0.50	–	–	–	–	–	–	–	–	12.5

UHAL SALE & RENTAL

78% Tipping Load(JIS Rating)

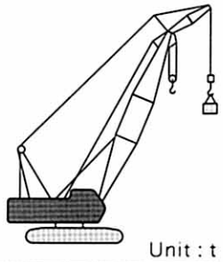

■**Crane Ratings(Jib in 360° Working Area)**(1)

Unit : t

Main Boom Length (m)	40							
Jib Boom Length (m)	9		13.5		18		22.5	
Offset Angle (°) / Working Radius (m)	10	30	10	30	10	30	10	30
12.2	12.50		13.8m×11.00t					
14.0	12.50	14.9m×9.60t	11.00		15.4m×6.40t			
16.0	12.50	9.40	11.00	17.9m×6.20t	6.40		17.0m×3.80t	
18.0	12.50	9.00	11.00	6.20	6.20		3.80	
20.0	12.50	8.60	10.70	5.90	6.10	20.8m×4.30t	3.60	
22.0	12.50	8.30	9.80	5.60	5.90	4.10	3.40	23.7m×2.60t
24.0	12.50	8.00	9.10	5.30	5.70	3.90	3.30	2.60
26.0	11.60	7.70	8.40	5.10	5.50	3.70	3.10	2.50
28.0	10.80	7.50	7.80	4.90	5.30	3.60	3.00	2.40
30.0	10.10	7.20	7.30	4.70	5.20	3.40	2.90	2.40
32.0	9.20	7.00	6.90	4.50	5.00	3.30	2.80	2.30
34.0	8.40	6.80	6.50	4.40	4.90	3.20	2.70	2.30
36.0	7.70	6.60	6.20	4.20	4.80	3.10	2.60	2.20
38.0	7.10	6.40	5.90	4.10	4.60	3.00	2.50	2.20
40.0	6.50	6.30	5.60	4.00	4.40	2.90	2.50	2.20
42.0	6.00	6.10	5.40	3.90	4.20	2.80	2.40	2.10
44.0	5.60	5.60	5.10	3.80	4.00	2.70	2.40	2.00
46.0	45.1m×5.20t	45.6m×5.10t	4.90	3.80	3.80	2.60	2.40	2.00
48.0			4.80	3.70	3.70	2.60	2.40	1.90
50.0			49.3m×4.50t	3.70	3.50	2.60	2.30	1.90
52.0				50.1m×3.70t	3.40	2.50	2.30	1.80
54.0					53.5m×3.30t	2.50	2.20	1.80

Unit : t

Main Boom Length (m)	43							
Jib Boom Length (m)	9		13.5		18		22.5	
Offset Angle (°) / Working Radius (m)	10	30	10	30	10	30	10	30
12.2	12.8m×12.50t							
14.0	12.50	15.5m×9.60t	14.4m×11.00t		15.9m×6.40t			
16.0	12.50	9.50	11.00		6.40		17.5m×3.80t	
18.0	12.50	9.10	11.00	18.4m×6.20t	6.30		3.80	
20.0	12.50	8.70	10.80	5.90	6.20	21.3m×4.30t	3.60	
22.0	12.50	8.40	10.20	5.70	6.00	4.20	3.50	
24.0	12.50	8.10	9.40	5.40	5.80	4.00	3.30	24.2m×2.60t
26.0	12.10	7.90	8.80	5.20	5.60	3.80	3.20	2.50
28.0	11.00	7.60	8.20	5.00	5.40	3.60	3.10	2.40
30.0	9.90	7.40	7.70	4.80	5.30	3.50	3.00	2.40
32.0	9.00	7.20	7.20	4.60	5.10	3.40	2.90	2.30
34.0	8.20	6.90	6.80	4.50	5.00	3.20	2.80	2.30
36.0	7.50	6.80	6.50	4.30	4.90	3.10	2.70	2.20
38.0	6.80	6.60	6.10	4.20	4.70	3.00	2.60	2.20
40.0	6.30	6.40	5.90	4.10	4.60	2.90	2.50	2.10
42.0	5.80	5.90	5.60	4.00	4.30	2.80	2.40	2.10
44.0	5.30	5.40	5.40	3.90	4.10	2.80	2.40	2.10
46.0	4.90	5.00	5.10	3.80	4.00	2.70	2.30	2.00
48.0	47.7m×4.30t	4.40	4.40	3.80	3.80	2.60	2.30	1.90
50.0		48.2m×4.30t	4.30	3.70	3.70	2.60	2.30	1.90
52.0			51.9m×3.80t	3.70	3.50	2.50	2.30	1.90
54.0				52.7m×3.70t	3.40	2.50	2.30	1.80

78% Tipping Load(JIS Rating)

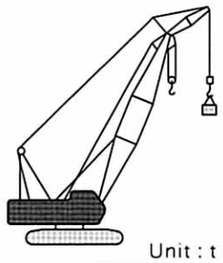

■**Crane Ratings(Jib in 360° Working Area)**(2)

Unit : t

Main Boom Length (m)	46							
Jib Boom Length (m)	9		13.5		18		22.5	
Offset Angle (°) / Working Radius (m)	10	30	10	30	10	30	10	30
13.3	12.50							
14.0	12.50		14.9m×11.00t					
16.0	12.50	9.50	11.00		16.5m×6.40t			
18.0	12.50	9.20	11.00	19.0m×6.20t	6.30		18.1m×3.80t	
20.0	12.50	8.80	10.90	6.00	6.20	21.9m×4.20t	3.70	
22.0	12.50	8.50	10.60	5.70	6.10	4.20	3.50	
24.0	12.50	8.20	9.80	5.50	5.90	4.00	3.40	24.8m×2.50t
26.0	12.10	8.00	9.10	5.30	5.70	3.90	3.20	2.50
28.0	10.90	7.70	8.50	5.10	5.50	3.70	3.10	2.40
30.0	9.80	7.50	8.00	4.90	5.40	3.50	3.00	2.40
32.0	8.90	7.30	7.50	4.70	5.20	3.40	2.90	2.30
34.0	8.10	7.10	7.10	4.60	5.10	3.30	2.80	2.30
36.0	7.40	6.90	6.70	4.40	4.90	3.20	2.70	2.20
38.0	6.70	6.70	6.40	4.30	4.80	3.10	2.60	2.20
40.0	6.20	6.30	6.10	4.20	4.70	3.00	2.60	2.20
42.0	5.70	5.80	5.80	4.10	4.50	2.90	2.50	2.10
44.0	5.20	5.30	5.40	4.00	4.30	2.80	2.40	2.10
46.0	4.70	4.80	5.00	3.90	4.10	2.70	2.40	2.00
48.0	4.30	4.40	4.50	3.80	4.00	2.70	2.30	2.00
50.0	3.80	4.00	4.10	3.80	3.80	2.60	2.30	1.90
52.0	50.3m×3.70t	50.8m×3.70t	3.80	3.70	3.70	2.60	2.30	1.90
54.0			3.40	3.60	3.60	2.50	2.30	1.80

NOTES
1. The rated loads shown do not exceed 78% of tipping load with the machine on firm level ground.
2. To calculate the maximum load that can actually be lifted, deduct weight of all lifting accessories, such as main hook, from figures shown above.
3. Working radius is the horizontal distance from the swing center to the center of gravity of a lifted load.
4. The counterweight is 39.2t.
5. Be sure to fully extend the side frames before operating the machine.
6. Correlation between the number of falls, maximum rated loads, hook weights are shown in the table below.

Hook capacity (t)	Hook Weight (t)	Number of hoist reeving and maximum rated loads (t)								
		9	8	7	6	5	4	3	2	1
110.0	1.40	110.0	100.0	87.5	75.0	62.5	50.0	–	–	–
60.0	0.95	–	–	–	–	60.0	50.0	37.5	25.0	–
25.0	0.73	–	–	–	–	–	–	–	25.0	–
12.5	0.50	–	–	–	–	–	–	–	–	12.5

SALE & RENTAL

78% Tipping Load(JIS Rating)

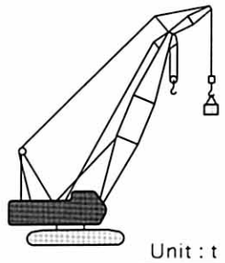

■**Crane Ratings(Jib in 360° Working Area)**(3)

Unit : t

Main Boom Length (m)	49							
Jib Boom Length (m)	9		13.5		18		22.5	
Offset Angle (°) / Working Radius (m)	10	30	10	30	10	30	10	30
13.3	13.9m×12.50t							
14.0	12.50		15.5m×11.00t					
16.0	12.50	16.6m×9.50t	11.00		17.0m×6.40t			
18.0	12.50	9.30	11.00	19.5m×6.20t	6.40		18.6m×3.80t	
20.0	12.50	8.90	11.00	6.10	6.20		3.70	
22.0	12.50	8.60	10.80	5.80	6.10	22.4m×4.20t	3.60	
24.0	12.50	8.30	10.20	5.60	6.00	4.10	3.40	25.3m×2.50t
26.0	11.90	8.10	9.50	5.40	5.80	3.90	3.30	2.50
28.0	10.70	7.90	8.90	5.20	5.60	3.80	3.20	2.50
30.0	9.60	7.60	8.30	5.00	5.40	3.60	3.10	2.40
32.0	8.70	7.40	7.80	4.80	5.30	3.50	3.00	2.30
34.0	7.90	7.20	7.40	4.60	5.10	3.30	2.90	2.30
36.0	7.20	7.00	7.00	4.50	5.00	3.20	2.80	2.30
38.0	6.50	6.70	6.70	4.40	4.90	3.10	2.70	2.20
40.0	6.00	6.10	6.20	4.30	4.80	3.00	2.60	2.20
42.0	5.50	5.60	5.70	4.10	4.70	2.90	2.50	2.10
44.0	5.00	5.10	5.20	4.10	4.50	2.90	2.50	2.10
46.0	4.50	4.60	4.70	4.00	4.30	2.80	2.40	2.10
48.0	4.10	4.20	4.30	3.90	4.10	2.70	2.40	2.00
50.0	3.70	3.80	3.90	3.80	4.00	2.70	2.30	2.00
52.0	3.30	3.40	3.60	3.70	3.70	2.60	2.30	1.90
54.0	52.9m×3.00t	53.4m×3.00t	3.20	3.30	3.40	2.60	2.20	1.90

Unit : t

Main Boom Length (m)	52							
Jib Boom Length (m)	9		13.5		18		22.5	
Offset Angle (°) / Working Radius (m)	10	30	10	30	10	30	10	30
14.4	12.50							
16.0	12.50	17.1m×9.50t	11.00		17.6m×6.40t			
18.0	12.50	9.30	11.00		6.40		19.2m×3.80t	
20.0	12.50	9.00	11.00	6.20	6.30		3.70	
22.0	12.50	8.70	10.90	5.90	6.20	23.0m×4.20t	3.60	
24.0	12.50	8.40	10.50	5.70	6.00	4.10	3.50	25.9m×2.50t
26.0	11.70	8.20	9.80	5.40	5.80	4.00	3.30	2.50
28.0	10.50	8.00	9.20	5.20	5.70	3.80	3.20	2.50
30.0	9.40	7.80	8.60	5.00	5.50	3.70	3.10	2.40
32.0	8.50	7.60	8.10	4.90	5.40	3.50	3.00	2.40
34.0	7.70	7.40	7.70	4.70	5.20	3.40	2.90	2.30
36.0	7.00	7.20	7.20	4.60	5.10	3.30	2.80	2.30
38.0	6.30	6.50	6.50	4.50	5.00	3.20	2.70	2.20
40.0	5.80	5.90	6.00	4.30	4.90	3.10	2.70	2.20
42.0	5.20	5.40	5.40	4.20	4.80	3.00	2.60	2.10
44.0	4.70	4.80	4.90	4.10	4.70	2.90	2.50	2.10
46.0	4.20	4.40	4.40	4.00	4.50	2.80	2.50	2.10
48.0	3.80	3.90	4.00	4.00	4.20	2.80	2.40	2.00
50.0	3.40	3.50	3.60	3.80	3.80	2.70	2.30	2.00
52.0	3.10	3.10	3.30	3.40	3.50	2.70	2.30	1.90
54.0	2.70	2.80	2.90	3.10	3.10	2.60	2.20	1.90

78% Tipping Load(JIS Rating)

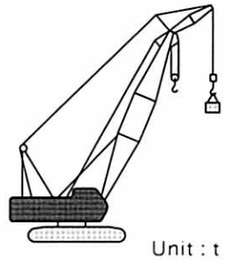

■**Crane Ratings(Jib in 360° Working Area)**(4)

Unit : t

Main Boom Length (m)	55							
Jib Boom Length (m)	9		13.5		18		22.5	
Offset Angle (°) / Working Radius (m)	10	30	10	30	10	30	10	30
14.4	15.0m×12.50t							
16.0	12.50	17.7m×9.50t	16.6m×11.00t					
18.0	12.50	9.40	11.00		18.1m×6.40t		19.7m×3.80t	
20.0	12.50	9.10	11.00	20.6m×6.10t	6.30		3.80	
22.0	12.50	8.80	11.00	6.00	6.20	23.5m×4.20t	3.60	
24.0	12.50	8.50	10.70	5.70	6.10	4.20	3.50	
26.0	11.60	8.30	10.10	5.50	5.90	4.00	3.40	26.4m×2.50t
28.0	10.30	8.10	9.50	5.30	5.70	3.80	3.30	2.50
30.0	9.20	7.90	8.90	5.10	5.60	3.70	3.10	2.40
32.0	8.30	7.70	8.40	5.00	5.40	3.60	3.00	2.40
34.0	7.50	7.50	7.70	4.80	5.30	3.40	2.90	2.30
36.0	6.80	7.00	7.00	4.70	5.20	3.30	2.90	2.30
38.0	6.10	6.40	6.40	4.50	5.10	3.20	2.80	2.20
40.0	5.50	5.80	5.80	4.40	4.90	3.10	2.70	2.20
42.0	5.00	5.20	5.20	4.30	4.80	3.00	2.60	2.20
44.0	4.40	4.60	4.70	4.20	4.70	3.00	2.60	2.10
46.0	4.00	4.10	4.20	4.10	4.40	2.90	2.50	2.10
48.0	3.60	3.70	3.80	4.00	4.00	2.80	2.40	2.10
50.0	3.20	3.30	3.40	3.60	3.60	2.80	2.40	2.00
52.0	2.80	2.90	3.00	3.20	3.20	2.70	2.30	2.00
54.0	2.50	2.60	2.70	2.90	2.90	2.70	2.30	1.90

NOTES
1. The rated loads shown do not exceed 78% of tipping load with the machine on firm level ground.
2. To calculate the maximum load that can actually be lifted, deduct weight of all lifting accessories, such as main hook, from figures shown above.
3. Working radius is the horizontal distance from the swing center to the center of gravity of a lifted load.
4. The counterweight is 39.2t.
5. Be sure to fully extend the side frames before operating the machine.
6. Correlation between the number of falls, maximum rated loads, hook weights are shown in the table below.

Hook capacity (t)	Hook Weight (t)	Number of hoist reeving and maximum rated loads (t)								
		9	8	7	6	5	4	3	2	1
110.0	1.40	110.0	100.0	87.5	75.0	62.5	50.0	–	–	–
60.0	0.95	–	–	–	–	60.0	50.0	37.5	25.0	–
25.0	0.73	–	–	–	–	–	–	–	25.0	–
12.5	0.50	–	–	–	–	–	–	–	–	12.5

SALE & RENTAL

78% Tipping Load(JIS Rating)

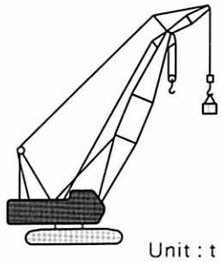

■Crane Ratings(Jib in 360° Working Area)(5)

Unit : t

Main Boom Length (m)	58							
Jib Boom Length (m)	9		13.5		18		22.5	
Offset Angle (°) / Working Radius (m)	10	30	10	30	10	30	10	30
15.5	12.50							
16.0	12.50		17.1m×11.00t					
18.0	12.50	18.2m×9.50t	11.00		18.7m×6.40t			
20.0	12.50	9.20	11.00	21.1m×6.10t	6.40		20.3m×3.80t	
22.0	12.50	8.90	11.00	6.00	6.30		3.70	
24.0	12.50	8.60	10.80	5.80	6.20	24.1m×4.20t	3.50	
26.0	11.50	8.40	10.40	5.60	6.00	4.00	3.40	27.0m×2.50t
28.0	10.20	8.20	9.80	5.40	5.80	3.90	3.30	2.50
30.0	9.20	7.90	9.20	5.20	5.70	3.70	3.20	2.40
32.0	8.20	7.80	8.50	5.00	5.50	3.60	3.10	2.40
34.0	7.40	7.60	7.70	4.90	5.40	3.50	3.00	2.30
36.0	6.70	7.00	6.90	4.70	5.20	3.40	2.90	2.30
38.0	6.00	6.30	6.30	4.60	5.10	3.30	2.80	2.20
40.0	5.40	5.70	5.70	4.50	5.00	3.20	2.70	2.20
42.0	4.80	5.10	5.10	4.40	4.90	3.10	2.70	2.20
44.0	4.30	4.50	4.60	4.30	4.80	3.00	2.60	2.10
46.0	3.80	4.00	4.10	4.20	4.30	2.90	2.50	2.10
48.0	3.40	3.60	3.60	3.90	3.90	2.90	2.50	2.10
50.0	3.00	3.20	3.30	3.50	3.50	2.80	2.40	2.10
52.0	2.70	2.80	2.90	3.10	3.10	2.70	2.40	2.00
54.0	2.30	2.50	2.60	2.80	2.70	2.70	2.30	2.00

Unit : t

Main Boom Length (m)	61							
Jib Boom Length (m)	9		13.5		18		22.5	
Offset Angle (°) / Working Radius (m)	10	30	10	30	10	30	10	30
15.5								
16.0	16.1m×12.50t		17.6m×11.00t					
18.0	12.50	18.8m×9.40t	11.00		19.2m×6.40t			
20.0	12.50	9.20	11.00	21.7m×6.10t	6.40		20.8m×3.80t	
22.0	12.50	9.00	11.00	6.10	6.30		3.70	
24.0	12.50	8.70	10.90	5.90	6.20	24.6m×4.20t	3.60	
26.0	11.30	8.50	10.70	5.60	6.00	4.10	3.40	27.5m×2.50t
28.0	10.10	8.20	10.10	5.40	5.90	3.90	3.30	2.50
30.0	9.00	8.00	9.20	5.30	5.70	3.80	3.20	2.40
32.0	8.00	7.80	8.30	5.10	5.60	3.70	3.10	2.40
34.0	7.20	7.50	7.50	4.90	5.40	3.50	3.00	2.30
36.0	6.50	6.80	6.70	4.80	5.30	3.40	2.90	2.30
38.0	5.80	6.10	6.10	4.70	5.20	3.30	2.90	2.30
40.0	5.10	5.40	5.40	4.50	5.10	3.20	2.80	2.20
42.0	4.60	4.80	4.80	4.40	5.00	3.10	2.70	2.20
44.0	4.00	4.30	4.30	4.30	4.50	3.10	2.60	2.10
46.0	3.60	3.80	3.80	4.20	4.00	3.00	2.60	2.10
48.0	3.10	3.30	3.40	3.70	3.60	2.90	2.50	2.10
50.0	2.70	2.90	3.00	3.30	3.20	2.80	2.50	2.10
52.0	2.40	2.50	2.60	2.90	2.80	2.80	2.40	2.00
54.0	2.10	2.20	2.30	2.50	2.50	2.70	2.30	2.00

78% Tipping Load(JIS Rating)

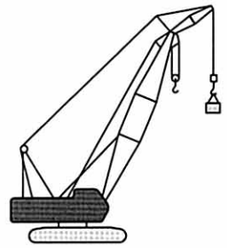

■Crane Ratings(Jib in 360° Working Area)(6)

Unit : t

Main Boom Length (m)	64			
Jib Boom Length (m)	9		13.5	
Offset Angle (°) / Working Radius (m)	10	30	10	30
16.6	12.50			
18.0	12.50	19.3m×9.40t	18.2m×11.00t	
20.0	12.50	9.30	11.00	
22.0	12.50	9.00	11.00	22.2m×6.10t
24.0	12.50	8.80	11.00	5.90
26.0	11.20	8.50	10.70	5.70
28.0	9.90	8.30	10.20	5.50
30.0	8.80	8.10	9.10	5.30
32.0	7.90	7.90	8.10	5.20
34.0	7.00	7.40	7.30	5.00
36.0	6.30	6.60	6.50	4.90
38.0	5.50	5.90	5.80	4.70
40.0	4.90	5.20	5.20	4.60
42.0	4.30	4.60	4.60	4.50
44.0	3.80	4.10	4.10	4.40
46.0	3.30	3.60	3.60	4.00
48.0	2.90	3.10	3.10	3.50
50.0	2.50	2.70	2.70	3.10
52.0	2.10	2.30	2.40	2.70
54.0	1.80	2.00	2.00	2.30

NOTES
1. The rated loads shown do not exceed 78% of tipping load with the machine on firm level ground.
2. To calculate the maximum load that can actually be lifted, deduct weight of all lifting accessories, such as main hook, from figures shown above.
3. Working radius is the horizontal distance from the swing center to the center of gravity of a lifted load.
4. The counterweight is 39.2t.
5. Be sure to fully extend the side frames before operating the machine.
6. Correlation between the number of falls, maximum rated loads, hook weights are shown in the table below.

Hook capacity (t)	Hook Weight (t)	Number of hoist reeving and maximum rated loads (t)								
		9	8	7	6	5	4	3	2	1
110.0	1.40	110.0	100.0	87.5	75.0	62.5	50.0	–	–	–
60.0	0.95	–	–	–	–	60.0	50.0	37.5	25.0	–
25.0	0.73	–	–	–	–	–	–	–	25.0	–
12.5	0.50	–	–	–	–	–	–	–	–	12.5

SALE & RENTAL

75% Tipping Load(PCSA Rating)

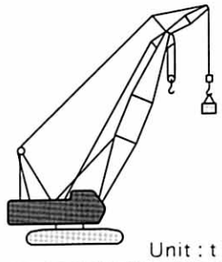

■**Crane Ratings(Jib in 360° Working Area)**(1)

Unit : t

Main Boom Length (m)	40							
Jib Boom Length (m)	9		13.5		18		22.5	
Offset Angle (°) / Working Radius (m)	10	30	10	30	10	30	10	30
12.0	12.2m×12.50t		13.8m×11.00t					
14.0	12.50	14.9m×9.60t	11.00		15.4m×6.40t			
16.0	12.50	9.40	11.00	17.9m×6.20t	6.40		17.0m×3.80t	
18.0	12.50	9.00	11.00	6.20	6.20		3.80	
20.0	12.50	8.60	10.70	5.90	6.10	20.8m×4.30t	3.60	
22.0	12.50	8.30	9.80	5.60	5.90	4.10	3.40	23.7m×2.60t
24.0	12.50	8.00	9.10	5.30	5.70	3.90	3.30	2.60
26.0	11.60	7.70	8.40	5.10	5.50	3.70	3.10	2.50
28.0	10.50	7.50	7.80	4.90	5.30	3.60	3.00	2.40
30.0	9.50	7.20	7.30	4.70	5.20	3.40	2.90	2.40
32.0	8.60	7.00	6.90	4.50	5.00	3.30	2.80	2.30
34.0	7.80	6.80	6.50	4.40	4.90	3.20	2.70	2.30
36.0	7.10	6.60	6.20	4.20	4.80	3.10	2.60	2.20
38.0	6.60	6.40	5.90	4.10	4.60	3.00	2.50	2.20
40.0	6.00	6.10	5.60	4.00	4.40	2.90	2.50	2.20
42.0	5.60	5.60	5.40	3.90	4.20	2.80	2.40	2.10
44.0	5.20	5.20	5.10	3.80	4.00	2.70	2.40	2.00
46.0	45.1m×5.00t	45.6m×4.90t	4.90	3.80	3.80	2.60	2.40	2.00
48.0			4.60	3.70	3.70	2.60	2.40	1.90
50.0			49.3m×4.40t	3.70	3.50	2.60	2.30	1.90
52.0				50.1m×3.70t	3.40	2.50	2.30	1.80
54.0					53.5m×3.30t	2.50	2.20	1.80

Unit : t

Main Boom Length (m)	43							
Jib Boom Length (m)	9		13.5		18		22.5	
Offset Angle (°) / Working Radius (m)	10	30	10	30	10	30	10	30
12.0	12.8m×12.50t							
14.0	12.50	15.5m×9.60t	14.4m×11.00t		15.9m×6.40t			
16.0	12.50	9.50	11.00		6.40		17.5m×3.80t	
18.0	12.50	9.10	11.00	18.4m×6.20t	6.30		3.80	
20.0	12.50	8.70	10.80	5.90	6.20	21.3m×4.30t	3.60	
22.0	12.50	8.40	10.20	5.70	6.00	4.20	3.50	
24.0	12.50	8.10	9.40	5.40	5.80	4.00	3.30	24.2m×2.60t
26.0	11.50	7.90	8.80	5.20	5.60	3.80	3.20	2.50
28.0	10.30	7.60	8.20	5.00	5.40	3.60	3.10	2.40
30.0	9.20	7.40	7.70	4.80	5.30	3.50	3.00	2.40
32.0	8.30	7.20	7.20	4.60	5.10	3.40	2.90	2.30
34.0	7.60	6.90	6.80	4.50	5.00	3.20	2.80	2.30
36.0	6.90	6.80	6.50	4.30	4.90	3.10	2.70	2.20
38.0	6.30	6.40	6.10	4.20	4.70	3.00	2.60	2.20
40.0	5.80	5.90	5.90	4.10	4.60	2.90	2.50	2.10
42.0	5.30	5.40	5.50	4.00	4.30	2.80	2.40	2.10
44.0	4.90	5.00	5.00	3.90	4.10	2.80	2.40	2.10
46.0	4.50	4.60	4.70	3.80	4.00	2.70	2.30	2.00
48.0	47.7m×4.30t	4.20	4.30	3.80	3.80	2.60	2.30	1.90
50.0		48.2m×4.20t	4.00	3.70	3.70	2.60	2.30	1.90
52.0			51.9m×3.80t	3.70	3.50	2.50	2.30	1.90
54.0				52.7m×3.70t	3.40	2.50	2.30	1.80

75% Tipping Load(PCSA Rating)

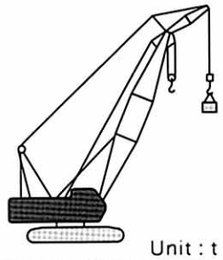

■**Crane Ratings(Jib in 360° Working Area)**(2)

Unit : t

Main Boom Length (m)	46							
Jib Boom Length (m)	9		13.5		18		22.5	
Offset Angle (°) / Working Radius (m)	10	30	10	30	10	30	10	30
12.0	13.3m×12.50t							
14.0	12.50		14.9m×11.00t					
16.0	12.50	9.50	11.00		16.5m×6.40t			
18.0	12.50	9.20	11.00	19.0m×6.20t	6.30		18.1m×3.80t	
20.0	12.50	8.80	10.90	6.00	6.20	21.9m×4.20t	3.70	
22.0	12.50	8.50	10.60	5.70	6.10	4.20	3.50	
24.0	12.50	8.20	9.80	5.50	5.90	4.00	3.40	24.8m×2.50t
26.0	11.40	8.00	9.10	5.30	5.70	3.90	3.20	2.50
28.0	10.10	7.70	8.50	5.10	5.50	3.70	3.10	2.40
30.0	9.10	7.50	8.00	4.90	5.40	3.50	3.00	2.40
32.0	8.20	7.30	7.50	4.70	5.20	3.40	2.90	2.30
34.0	7.40	7.10	7.10	4.60	5.10	3.30	2.80	2.30
36.0	6.70	6.90	6.70	4.40	4.90	3.20	2.70	2.20
38.0	6.10	6.30	6.40	4.30	4.80	3.10	2.60	2.20
40.0	5.60	5.70	5.80	4.20	4.70	3.00	2.60	2.20
42.0	5.10	5.30	5.30	4.10	4.50	2.90	2.50	2.10
44.0	4.70	4.80	4.90	4.00	4.30	2.80	2.40	2.10
46.0	4.30	4.40	4.50	3.90	4.10	2.70	2.40	2.00
48.0	4.00	4.10	4.20	3.80	4.00	2.70	2.30	2.00
50.0	3.70	3.80	3.80	3.80	3.80	2.60	2.30	1.90
52.0	50.3m×3.70t	50.8m×3.60t	3.60	3.60	3.70	2.60	2.30	1.90
54.0			3.30	3.30	3.40	2.50	2.30	1.80

NOTES
1. The rated loads shown do not exceed 75% of tipping load with the machine on firm level ground.
2. To calculate the maximum load that can actually be lifted, deduct weight of all lifting accessories, such as main hook, from figures shown above.
3. Working radius is the horizontal distance from the swing center to the center of gravity of a lifted load.
4. The counterweight is 39.2t.
5. Be sure to fully extend the side frames before operating the machine.
6. Correlation between the number of falls, maximum rated loads, hook weights are shown in the table below.

Hook capacity (t)	Hook Weight (t)	Number of hoist reeving and maximum rated loads (t)								
		9	8	7	6	5	4	3	2	1
110.0	1.40	110.0	100.0	87.5	75.0	62.5	50.0	–	–	–
60.0	0.95	–	–	–	–	60.0	50.0	37.5	25.0	–
25.0	0.73	–	–	–	–	–	–	–	25.0	–
12.5	0.50	–	–	–	–	–	–	–	–	12.5

HITACHI SALES & RENTAL

75% Tipping Load(PCSA Rating)

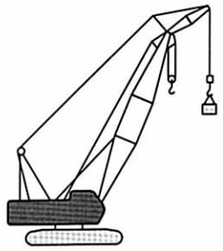

■**Crane Ratings(Jib in 360° Working Area)**(3)

Main Boom Length (m)	49							
Jib Boom Length (m)	9		13.5		18		22.5	
Offset Angle (°) / Working Radius (m)	10	30	10	30	10	30	10	30
12.0	13.9m×12.50t							
14.0	12.50		15.5m×11.00t					
16.0	12.50	16.6m×9.50t	11.00		17.0m×6.40t			
18.0	12.50	9.30	11.00	19.5m×6.20t	6.40		18.6m×3.80t	
20.0	12.50	8.90	11.00	6.10	6.20		3.70	
22.0	12.50	8.60	10.80	5.80	6.10	22.4m×4.20t	3.60	
24.0	12.50	8.30	10.20	5.60	6.00	4.10	3.40	25.3m×2.50t
26.0	11.20	8.10	9.50	5.40	5.80	3.90	3.30	2.50
28.0	10.00	7.90	8.90	5.20	5.60	3.80	3.20	2.50
30.0	9.00	7.60	8.30	5.00	5.40	3.60	3.10	2.40
32.0	8.10	7.40	7.80	4.80	5.30	3.50	3.00	2.30
34.0	7.30	7.20	7.40	4.60	5.10	3.30	2.90	2.30
36.0	6.60	6.80	6.80	4.50	5.00	3.20	2.80	2.30
38.0	6.00	6.20	6.20	4.40	4.90	3.10	2.70	2.20
40.0	5.50	5.60	5.70	4.30	4.80	3.00	2.60	2.20
42.0	5.00	5.10	5.20	4.10	4.70	2.90	2.50	2.10
44.0	4.60	4.70	4.70	4.10	4.50	2.90	2.50	2.10
46.0	4.20	4.30	4.40	4.00	4.30	2.80	2.40	2.10
48.0	3.80	3.90	4.00	3.90	4.10	2.70	2.40	2.00
50.0	3.50	3.50	3.70	3.80	3.80	2.70	2.30	2.00
52.0	3.10	3.20	3.30	3.50	3.50	2.60	2.30	1.90
54.0	52.9m×3.00t	53.4m×3.00t	3.00	3.10	3.20	2.60	2.20	1.90

Unit : t

Main Boom Length (m)	52							
Jib Boom Length (m)	9		13.5		18		22.5	
Offset Angle (°) / Working Radius (m)	10	30	10	30	10	30	10	30
14.0	14.4m×12.50t							
16.0	12.50	17.1m×9.50t	11.00		17.6m×6.40t			
18.0	12.50	9.30	11.00		6.40		19.2m×3.80t	
20.0	12.50	9.00	11.00	6.20	6.30		3.70	
22.0	12.50	8.70	10.90	5.90	6.20	23.0m×4.20t	3.60	
24.0	12.50	8.40	10.50	5.70	6.00	4.10	3.50	25.9m×2.50t
26.0	11.10	8.20	9.80	5.40	5.80	4.00	3.30	2.50
28.0	9.90	8.00	9.20	5.20	5.70	3.80	3.20	2.50
30.0	8.80	7.80	8.60	5.00	5.50	3.70	3.10	2.40
32.0	7.90	7.60	8.10	4.90	5.40	3.50	3.00	2.40
34.0	7.10	7.40	7.40	4.70	5.20	3.40	2.90	2.30
36.0	6.40	6.70	6.70	4.60	5.10	3.30	2.80	2.30
38.0	5.80	6.00	6.10	4.50	5.00	3.20	2.70	2.20
40.0	5.30	5.50	5.50	4.30	4.90	3.10	2.70	2.20
42.0	4.80	5.00	5.00	4.20	4.80	3.00	2.60	2.10
44.0	4.40	4.50	4.60	4.10	4.70	2.90	2.50	2.10
46.0	4.00	4.10	4.20	4.00	4.40	2.80	2.50	2.10
48.0	3.60	3.70	3.80	4.00	4.00	2.80	2.40	2.00
50.0	3.20	3.30	3.40	3.60	3.60	2.70	2.30	2.00
52.0	2.90	3.00	3.10	3.30	3.30	2.70	2.30	1.90
54.0	2.60	2.60	2.80	2.90	3.00	2.60	2.20	1.90

75% Tipping Load(PCSA Rating)

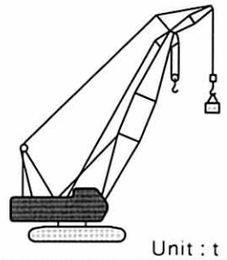

■**Crane Ratings(Jib in 360° Working Area)**(4)

Unit : t

Main Boom Length (m)	55							
Jib Boom Length (m)	9		13.5		18		22.5	
Offset Angle (°) / Working Radius (m)	10	30	10	30	10	30	10	30
14.0	15.0m×12.50t							
16.0	12.50	17.7m×9.50t	16.6m×11.00t					
18.0	12.50	9.40	11.00		18.1m×6.40t		19.7m×3.80t	
20.0	12.50	9.10	11.00	20.6m×6.10t	6.30		3.80	
22.0	12.50	8.80	11.00	6.00	6.20	23.5m×4.20t	3.60	
24.0	12.50	8.50	10.70	5.70	6.10	4.20	3.50	
26.0	11.00	8.30	10.10	5.50	5.90	4.00	3.40	26.4m×2.50t
28.0	9.80	8.10	9.50	5.30	5.70	3.80	3.30	2.50
30.0	8.70	7.90	8.90	5.10	5.60	3.70	3.10	2.40
32.0	7.80	7.70	8.10	5.00	5.40	3.60	3.00	2.40
34.0	7.00	7.30	7.30	4.80	5.30	3.40	2.90	2.30
36.0	6.40	6.60	6.60	4.70	5.20	3.30	2.90	2.30
38.0	5.70	6.00	6.00	4.50	5.10	3.20	2.80	2.20
40.0	5.20	5.40	5.40	4.40	4.90	3.10	2.70	2.20
42.0	4.70	4.90	4.90	4.30	4.80	3.00	2.60	2.20
44.0	4.30	4.40	4.50	4.20	4.70	3.00	2.60	2.10
46.0	3.80	4.00	4.10	4.10	4.30	2.90	2.50	2.10
48.0	3.40	3.50	3.60	3.90	3.90	2.80	2.40	2.10
50.0	3.00	3.20	3.30	3.50	3.50	2.80	2.40	2.00
52.0	2.70	2.80	2.90	3.10	3.10	2.70	2.30	2.00
54.0	2.40	2.50	2.60	2.80	2.80	2.70	2.30	1.90

NOTES
1. The rated loads shown do not exceed 75% of tipping load with the machine on firm level ground.
2. To calculate the maximum load that can actually be lifted, deduct weight of all lifting accessories, such as main hook, from figures shown above.
3. Working radius is the horizontal distance from the swing center to the center of gravity of a lifted load.
4. The counterweight is 39.2t.
5. Be sure to fully extend the side frames before operating the machine.
6. Correlation between the number of falls, maximum rated loads, hook weights are shown in the table below.

Hook capacity (t)	Hook Weight (t)	Number of hoist reeving and maximum rated loads (t)								
		9	8	7	6	5	4	3	2	1
110.0	1.40	110.0	100.0	87.5	75.0	62.5	50.0	–	–	–
60.0	0.95	–	–	–	–	60.0	50.0	37.5	25.0	–
25.0	0.73	–	–	–	–	–	–	–	25.0	–
12.5	0.50	–	–	–	–	–	–	–	–	12.5

SALE & RENT

75% Tipping Load(PCSA Rating)

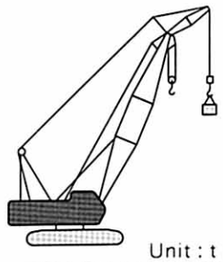

■**Crane Ratings(Jib in 360° Working Area)**(5)

Unit : t

Main Boom Length (m)	58							
Jib Boom Length (m)	9		13.5		18		22.5	
Offset Angle (°) / Working Radius (m)	10	30	10	30	10	30	10	30
14.0	15.5m×12.50t							
16.0	12.50		17.1m×11.00t					
18.0	12.50	18.2m×9.50t	11.00		18.7m×6.40t			
20.0	12.50	9.20	11.00	21.1m×6.10t	6.40		20.3m×3.80t	
22.0	12.50	8.90	11.00	6.00	6.30		3.70	
24.0	12.30	8.60	10.80	5.80	6.20	24.1m×4.20t	3.50	
26.0	10.80	8.40	10.40	5.60	6.00	4.00	3.40	27.0m×2.50t
28.0	9.60	8.20	9.80	5.40	5.80	3.90	3.30	2.50
30.0	8.50	7.90	8.80	5.20	5.70	3.70	3.20	2.40
32.0	7.60	7.80	7.90	5.00	5.50	3.60	3.10	2.40
34.0	6.80	7.10	7.10	4.90	5.40	3.50	3.00	2.30
36.0	6.20	6.40	6.40	4.70	5.20	3.40	2.90	2.30
38.0	5.50	5.80	5.80	4.60	5.10	3.30	2.80	2.20
40.0	5.00	5.20	5.20	4.50	5.00	3.20	2.70	2.20
42.0	4.50	4.70	4.70	4.40	4.90	3.10	2.70	2.20
44.0	4.00	4.20	4.30	4.30	4.50	3.00	2.60	2.10
46.0	3.50	3.70	3.80	4.10	4.00	2.90	2.50	2.10
48.0	3.10	3.30	3.40	3.70	3.60	2.90	2.50	2.10
50.0	2.80	2.90	3.00	3.30	3.20	2.80	2.40	2.10
52.0	2.40	2.50	2.60	2.90	2.90	2.70	2.40	2.00
54.0	2.10	2.20	2.30	2.50	2.50	2.70	2.30	2.00

Unit : t

Main Boom Length (m)	61							
Jib Boom Length (m)	9		13.5		18		22.5	
Offset Angle (°) / Working Radius (m)	10	30	10	30	10	30	10	30
14.0								
16.0	16.1m×12.50t		17.6m×11.00t					
18.0	12.50	18.8m×9.40t	11.00		19.2m×6.40t			
20.0	12.50	9.20	11.00	21.7m×6.10t	6.40		20.8m×3.80t	
22.0	12.50	9.00	11.00	6.10	6.30		3.70	
24.0	12.20	8.70	10.90	5.90	6.20	24.6m×4.20t	3.60	
26.0	10.70	8.50	10.70	5.60	6.00	4.10	3.40	27.5m×2.50t
28.0	9.50	8.20	9.80	5.40	5.90	3.90	3.30	2.50
30.0	8.50	8.00	8.70	5.30	5.70	3.80	3.20	2.40
32.0	7.50	7.80	7.80	5.10	5.60	3.70	3.10	2.40
34.0	6.70	7.10	7.00	4.90	5.40	3.50	3.00	2.30
36.0	6.00	6.30	6.30	4.80	5.30	3.40	2.90	2.30
38.0	5.40	5.70	5.70	4.70	5.20	3.30	2.90	2.30
40.0	4.90	5.10	5.10	4.50	5.10	3.20	2.80	2.20
42.0	4.30	4.60	4.60	4.40	4.80	3.10	2.70	2.20
44.0	3.80	4.10	4.10	4.30	4.40	3.10	2.60	2.10
46.0	3.40	3.60	3.60	4.00	3.90	3.00	2.60	2.10
48.0	2.90	3.10	3.20	3.50	3.40	2.90	2.50	2.10
50.0	2.60	2.70	2.80	3.10	3.00	2.80	2.50	2.10
52.0	2.20	2.40	2.50	2.70	2.70	2.80	2.40	2.00
54.0	1.90	2.00	2.10	2.40	2.40	2.70	2.30	2.00

75% Tipping Load(PCSA Rating)

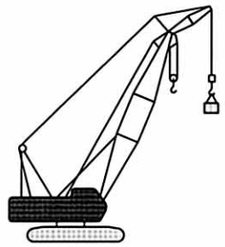

■**Crane Ratings(Jib in 360° Working Area)**(6)

Unit : t

Main Boom Length (m)	64			
Jib Boom Length (m)	9		13.5	
Offset Angle (°) / Working Radius (m)	10	30	10	30
16.0	16.6m×12.50t			
18.0	12.50	19.3m×9.40t	18.2m×11.00t	
20.0	12.50	9.30	11.00	
22.0	12.50	9.00	11.00	22.2m×6.10t
24.0	12.00	8.80	11.00	5.90
26.0	10.60	8.50	10.70	5.70
28.0	9.30	8.30	9.60	5.50
30.0	8.30	8.10	8.50	5.30
32.0	7.30	7.70	7.60	5.20
34.0	6.50	6.90	6.80	5.00
36.0	5.80	6.20	6.10	4.90
38.0	5.20	5.50	5.50	4.70
40.0	4.60	4.90	4.90	4.60
42.0	4.10	4.40	4.40	4.50
44.0	3.60	3.80	3.90	4.30
46.0	3.10	3.30	3.40	3.80
48.0	2.70	2.90	2.90	3.30
50.0	2.30	2.50	2.60	2.90
52.0	1.90	2.10	2.20	2.50
54.0	1.60	1.80	1.90	2.10

NOTES 1. The rated loads shown do not exceed 75% of tipping load with the machine on firm level ground.
2. To calculate the maximum load that can actually be lifted, deduct weight of all lifting accessories, such as main hook, from figures shown above.
3. Working radius is the horizontal distance from the swing center to the center of gravity of a lifted load.
4. The counterweight is 39.2t.
5. Be sure to fully extend the side frames before operating the machine.
6. Correlation between the number of falls, maximum rated loads, hook weights are shown in the table below.

Hook capacity (t)	Hook Weight (t)	Number of hoist reeving and maximum rated loads (t)								
		9	8	7	6	5	4	3	2	1
110.0	1.40	110.0	100.0	87.5	75.0	62.5	50.0	–	–	–
60.0	0.95	–	–	–	–	60.0	50.0	37.5	25.0	–
25.0	0.73	–	–	–	–	–	–	–	25.0	–
12.5	0.50	–	–	–	–	–	–	–	–	12.5

SALE & RENTAL

78% Tipping Load(JIS Rating)

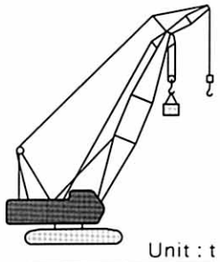

■**Crane Ratings(Main boom with Jib in 360° Working Area)**(1)

Unit : t

Main Boom Length (m)	40							
Jib Boom Length (m)	9		13.5		18		22.5	
Offset Angle (°) / Working Radius (m)	10	30	10	30	10	30	10	30
9.1	42.40	42.40	42.40	42.40	42.40	42.40	42.40	42.40
10.0	40.80	40.80	40.80	40.80	40.80	40.80	40.50	40.50
12.0	33.90	33.90	33.20	33.20	33.20	33.20	32.40	32.40
14.0	27.70	27.50	27.40	27.10	27.10	26.70	26.80	26.30
16.0	22.90	22.80	22.70	22.40	22.40	22.10	22.00	21.60
18.0	19.40	19.30	19.10	19.00	18.80	18.60	18.50	18.20
20.0	16.70	16.60	16.40	16.30	16.10	15.90	15.80	15.60
22.0	14.50	14.40	14.30	14.10	14.00	13.80	13.70	13.50
24.0	12.80	12.70	12.50	12.40	12.30	12.10	11.90	11.70
26.0	11.30	11.30	11.10	11.00	10.80	10.70	10.50	10.30
28.0	10.10	10.10	9.90	9.80	9.60	9.50	9.30	9.10
30.0	9.10	9.00	8.80	8.80	8.50	8.50	8.20	8.10
32.0	8.20	8.20	7.90	7.90	7.70	7.60	7.40	7.30
34.0	7.40	7.40	7.20	7.10	6.80	6.80	6.50	6.40
36.0	6.20	6.20	5.90	5.90	5.60	5.60	5.20	5.20
38.0	36.2m×6.10t	36.2m×6.10t	36.2m×5.80t	36.2m×5.80t	36.2m×5.50t	36.2m×5.50t	36.2m×5.10t	36.2m×5.10t

Unit : t

Main Boom Length (m)	43							
Jib Boom Length (m)	9		13.5		18		22.5	
Offset Angle (°) / Working Radius (m)	10	30	10	30	10	30	10	30
9.1	9.7m×38.10t	9.7m×38.10t	9.7m×38.10t	9.7m×38.10t	9.7m×38.10t	9.7m×38.10t	9.7m×38.10t	9.7m×38.10t
10.0	37.30	37.30	37.30	37.30	37.30	37.30	37.30	37.30
12.0	33.70	33.70	33.00	33.00	33.00	33.00	32.30	32.30
14.0	27.50	27.30	27.20	26.90	26.90	26.50	26.60	26.10
16.0	22.70	22.60	22.40	22.20	22.20	21.80	21.80	21.40
18.0	19.20	19.10	18.90	18.70	18.60	18.40	18.30	18.00
20.0	16.50	16.40	16.20	16.10	15.90	15.70	15.60	15.40
22.0	14.30	14.20	14.10	13.90	13.80	13.60	13.50	13.20
24.0	12.50	12.50	12.30	12.20	12.00	11.90	11.70	11.50
26.0	11.10	11.00	10.90	10.80	10.60	10.50	10.30	10.10
28.0	9.90	9.80	9.60	9.60	9.40	9.20	9.10	8.90
30.0	8.80	8.80	8.60	8.50	8.30	8.20	8.00	7.90
32.0	8.00	7.90	7.70	7.60	7.40	7.30	7.10	7.00
34.0	7.20	7.10	6.90	6.90	6.60	6.60	6.30	6.20
36.0	6.50	6.50	6.20	6.20	5.90	5.80	5.50	5.50
38.0	5.50	5.40	5.20	5.20	4.90	4.80	4.50	4.50
38.8	5.00	5.00	4.70	4.70	4.40	4.40	4.10	4.10

78% Tipping Load(JIS Rating)

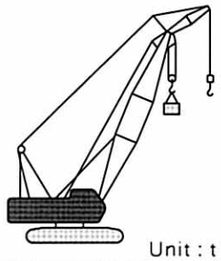

■**Crane Ratings(Main boom with Jib in 360° Working Area)**(2)

Unit : t

Main Boom Length (m)	46							
Jib Boom Length (m)	9		13.5		18		22.5	
Offset Angle (°) / Working Radius (m)	10	30	10	30	10	30	10	30
10.2	33.90	33.90	33.90	33.90	33.90	33.90	33.90	33.90
12.0	31.90	31.90	31.20	31.20	31.20	31.20	30.40	30.40
14.0	26.70	26.70	26.10	26.10	26.10	26.10	25.40	25.40
16.0	22.70	22.50	22.20	22.20	22.10	21.80	21.60	21.40
18.0	19.10	19.00	18.90	18.70	18.60	18.30	18.30	18.00
20.0	16.40	16.30	16.20	16.00	15.90	15.70	15.60	15.30
22.0	14.20	14.20	14.00	13.90	13.70	13.50	13.50	13.20
24.0	12.50	12.40	12.20	12.10	12.00	11.80	11.70	11.50
26.0	11.00	11.00	10.80	10.70	10.50	10.40	10.20	10.00
28.0	9.80	9.80	9.60	9.50	9.30	9.20	9.00	8.80
30.0	8.80	8.70	8.50	8.40	8.20	8.10	8.00	7.80
32.0	7.90	7.80	7.60	7.60	7.30	7.30	7.00	6.90
34.0	7.10	7.00	6.80	6.80	6.50	6.40	6.10	6.00
36.0	6.40	6.30	6.10	6.00	5.70	5.70	5.40	5.30
38.0	5.70	5.70	5.40	5.40	5.10	5.00	4.70	4.70
40.0	4.90	4.90	4.60	4.60	4.30	4.30	4.00	4.00
42.0	41.4m×4.20t	41.4m×4.20t	41.4m×4.00t	41.4m×4.00t	41.4m×3.70t	41.4m×3.70t	41.4m×3.30t	41.4m×3.30t

NOTES
1. The rated loads shown do not exceed 78% of tipping load with the machine on firm level ground.
2. To calculate the maximum load that can actually be lifted, deduct weight of all lifting accessories, such as main hook, from figures shown above.
3. Working radius is the horizontal distance from the swing center to the center of gravity of a lifted load.
4. The counterweight is 39.2t.
5. Be sure to fully extend the side frames before operating the machine.
6. Correlation between the number of falls, maximum rated loads, hook weights are shown in the table below.

Hook capacity (t)	Hook Weight (t)	Number of hoist reeving and maximum rated loads (t)								
		9	8	7	6	5	4	3	2	1
110.0	1.40	110.0	100.0	87.5	75.0	62.5	50.0	–	–	–
60.0	0.95	–	–	–	–	60.0	50.0	37.5	25.0	–
25.0	0.73	–	–	–	–	–	–	–	25.0	–
12.5	0.50	–	–	–	–	–	–	–	–	12.5

SALE & RENTAL

78% Tipping Load(JIS Rating)

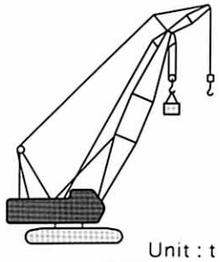

■**Crane Ratings(Main boom with Jib in 360° Working Area)**(3)

Unit : t

Main Boom Length (m)	49							
Jib Boom Length (m)	9		13.5		18		22.5	
Offset Angle (°) / Working Radius(m)	10	30	10	30	10	30	10	30
10.2	10.8m×30.60t	10.8m×30.60t	10.8m×30.60t	10.8m×30.60t	10.8m×30.60t	10.8m×30.60t	10.8m×30.60t	10.8m×30.60t
12.0	29.30	29.30	29.30	29.30	29.30	29.30	29.30	29.30
14.0	26.50	26.50	25.90	25.90	25.90	25.90	25.30	25.30
16.0	22.50	22.40	22.00	22.00	22.00	21.60	21.50	21.20
18.0	19.00	18.80	18.70	18.50	18.40	18.20	18.10	17.80
20.0	16.20	16.10	16.00	15.80	15.70	15.50	15.40	15.10
22.0	14.10	14.00	13.80	13.70	13.60	13.40	13.30	13.00
24.0	12.30	12.20	12.10	12.00	11.80	11.60	11.50	11.30
26.0	10.90	10.80	10.60	10.50	10.40	10.20	10.10	9.90
28.0	9.60	9.60	9.40	9.30	9.10	9.00	8.80	8.60
30.0	8.60	8.50	8.30	8.30	8.10	8.00	7.80	7.60
32.0	7.70	7.60	7.40	7.40	7.10	7.00	6.80	6.60
34.0	6.90	6.80	6.60	6.50	6.30	6.20	5.90	5.80
36.0	6.10	6.10	5.80	5.80	5.50	5.40	5.20	5.10
38.0	5.40	5.40	5.10	5.10	4.80	4.80	4.50	4.40
40.0	4.80	4.80	4.50	4.50	4.20	4.20	3.90	3.80
42.0	4.20	4.20	4.00	3.90	3.70	3.60	3.30	3.30
44.0	3.40	3.40	3.10	3.10	2.90	2.80	2.50	2.50

Unit : t

Main Boom Length (m)	52							
Jib Boom Length (m)	9		13.5		18		22.5	
Offset Angle (°) / Working Radius(m)	10	30	10	30	10	30	10	30
11.3	27.60	27.60	27.60	27.60	27.60	27.60	27.60	27.60
12.0	26.80	26.80	26.80	26.80	26.80	26.80	26.80	26.80
14.0	25.40	25.40	25.40	25.40	25.40	25.40	25.10	25.10
16.0	22.30	22.20	21.90	21.80	21.80	21.40	21.30	21.00
18.0	18.80	18.60	18.50	18.30	18.20	18.00	18.00	17.60
20.0	16.00	15.90	15.80	15.60	15.50	15.30	15.20	14.90
22.0	13.90	13.80	13.60	13.50	13.40	13.20	13.10	12.80
24.0	12.10	12.00	11.90	11.70	11.60	11.40	11.30	11.10
26.0	10.60	10.60	10.40	10.30	10.20	10.00	9.90	9.60
28.0	9.40	9.30	9.20	9.10	8.90	8.80	8.60	8.40
30.0	8.40	8.30	8.10	8.00	7.90	7.70	7.50	7.30
32.0	7.50	7.40	7.20	7.10	6.90	6.70	6.50	6.30
34.0	6.60	6.60	6.30	6.20	6.00	5.90	5.60	5.50
36.0	5.80	5.80	5.50	5.50	5.20	5.10	4.90	4.80
38.0	5.10	5.10	4.90	4.80	4.50	4.50	4.20	4.10
40.0	4.50	4.50	4.30	4.20	3.90	3.90	3.60	3.50
42.0	4.00	4.00	3.70	3.70	3.40	3.40	3.10	3.00
44.0	3.50	3.50	3.20	3.20	2.90	2.90	2.60	2.60
46.0	2.80	2.80	2.60	2.50	2.30	2.30	2.00	2.00
48.0	46.6m×2.60t	46.6m×2.60t	46.6m×2.30t	46.6m×2.30t	46.6m×2.10t	46.6m×2.00t	46.6m×1.70t	46.6m×1.70t

78% Tipping Load(JIS Rating)

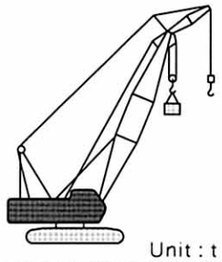

■**Crane Ratings(Main boom with Jib in 360° Working Area)**(4)

Unit : t

Main Boom Length (m)	55							
Jib Boom Length (m)	9		13.5		18		22.5	
Offset Angle (°) / Working Radius(m)	10	30	10	30	10	30	10	30
11.3	11.9m×25.00t	11.9m×25.00t	11.9m×24.90t	11.9m×24.90t	11.9m×24.90t	11.9m×24.90t	11.9m×24.60t	11.9m×24.40t
12.0	24.60	24.60	24.60	24.60	24.60	24.60	24.30	24.30
14.0	23.30	23.30	23.30	23.30	23.30	23.30	23.30	23.30
16.0	22.00	22.00	21.90	21.70	21.60	21.30	21.20	20.90
18.0	18.60	18.50	18.40	18.20	18.10	17.80	17.80	17.40
20.0	15.90	15.80	15.60	15.50	15.40	15.10	15.10	14.80
22.0	13.70	13.60	13.50	13.30	13.20	13.00	12.90	12.60
24.0	11.90	11.80	11.70	11.60	11.50	11.30	11.20	10.90
26.0	10.50	10.40	10.20	10.10	10.00	9.80	9.70	9.50
28.0	9.20	9.20	9.00	8.90	8.70	8.60	8.50	8.30
30.0	8.20	8.10	7.90	7.90	7.70	7.50	7.30	7.10
32.0	7.30	7.20	7.00	6.90	6.70	6.50	6.30	6.10
34.0	6.40	6.30	6.10	6.00	5.80	5.60	5.40	5.30
36.0	5.60	5.60	5.30	5.20	5.00	4.90	4.70	4.50
38.0	4.90	4.90	4.60	4.60	4.30	4.20	4.00	3.90
40.0	4.30	4.30	4.00	4.00	3.70	3.60	3.40	3.30
42.0	3.80	3.70	3.50	3.40	3.20	3.10	2.90	2.80
44.0	3.30	3.30	3.00	3.00	2.70	2.70	2.40	2.30
46.0	2.80	2.80	2.60	2.50	2.30	2.20	2.00	1.90
48.0	2.40	2.40	2.10	2.10	1.90	1.80	1.60	1.50
49.2	2.00	2.00	1.80	1.70	1.50	1.50		

NOTES
1. The rated loads shown do not exceed 78% of tipping load with the machine on firm level ground.
2. To calculate the maximum load that can actually be lifted, deduct weight of all lifting accessories, such as main hook, from figures shown above.
3. Working radius is the horizontal distance from the swing center to the center of gravity of a lifted load.
4. The counterweight is 39.2t.
5. Be sure to fully extend the side frames before operating the machine.
6. Correlation between the number of falls, maximum rated loads, hook weights are shown in the table below.

Hook capacity (t)	Hook Weight (t)	Number of hoist reeving and maximum rated loads (t)								
		9	8	7	6	5	4	3	2	1
110.0	1.40	110.0	100.0	87.5	75.0	62.5	50.0	–	–	–
60.0	0.95	–	–	–	–	60.0	50.0	37.5	25.0	–
25.0	0.73	–	–	–	–	–	–	–	25.0	–
12.5	0.50	–	–	–	–	–	–	–	–	12.5

SALE & RENTAL

78% Tipping Load(JIS Rating)

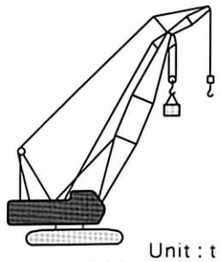

■Crane Ratings(Main boom with Jib in 360° Working Area)(5)

Unit : t

Main Boom Length (m)	58							
Jib Boom Length (m)	9		13.5		18		22.5	
Offset Angle (°) / Working Radius (m)	10	30	10	30	10	30	10	30
12.4	22.00	22.00	21.90	21.80	21.70	21.60	21.60	21.40
14.0	19.70	19.70	19.60	19.50	19.40	19.30	19.30	19.10
16.0	18.90	18.90	18.50	18.50	18.50	18.50	17.90	17.90
18.0	18.00	18.00	17.50	17.50	17.50	17.50	16.90	16.90
20.0	15.80	15.70	15.30	15.30	15.30	15.10	14.80	14.70
22.0	13.70	13.60	13.40	13.30	13.20	13.00	12.90	12.60
24.0	11.90	11.80	11.70	11.50	11.40	11.20	11.10	10.90
26.0	10.40	10.30	10.20	10.10	9.90	9.80	9.70	9.40
28.0	9.20	9.10	9.00	8.90	8.70	8.50	8.40	8.20
30.0	8.10	8.10	7.90	7.80	7.60	7.40	7.20	7.00
32.0	7.20	7.10	6.90	6.80	6.60	6.40	6.20	6.00
34.0	6.30	6.20	6.00	5.90	5.70	5.50	5.30	5.20
36.0	5.50	5.40	5.20	5.10	4.90	4.80	4.60	4.40
38.0	4.80	4.80	4.50	4.40	4.20	4.10	3.90	3.80
40.0	4.20	4.10	3.90	3.80	3.60	3.50	3.30	3.20
42.0	3.60	3.60	3.40	3.30	3.10	3.00	2.70	2.60
44.0	3.10	3.10	2.90	2.80	2.60	2.50	2.20	2.20
46.0	2.70	2.70	2.40	2.40	2.10	2.10	1.80	1.80
48.0	2.40	2.30	2.00	2.00	1.70	1.70		
50.0	1.90	1.90	1.60	1.60				

Unit : t

Main Boom Length (m)	61							
Jib Boom Length (m)	9		13.5		18		22.5	
Offset Angle (°) / Working Radius (m)	10	30	10	30	10	30	10	30
12.4	13.0m×19.20t	13.0m×19.20t	13.0m×19.10t	13.0m×19.00t	13.0m×18.90t	13.0m×18.80t	13.0m×18.80t	13.0m×18.60t
14.0	17.60	17.60	17.50	17.40	17.30	17.20	17.20	17.00
16.0	16.80	16.80	16.50	16.50	16.50	16.50	16.00	16.00
18.0	16.10	16.10	15.70	15.70	15.70	15.70	15.20	15.20
20.0	15.60	15.50	15.10	15.10	15.10	14.90	14.60	14.50
22.0	13.50	13.40	13.20	13.10	13.00	12.80	12.70	12.40
24.0	11.70	11.60	11.50	11.30	11.20	11.00	10.90	10.70
26.0	10.30	10.10	10.00	9.90	9.70	9.60	9.50	9.20
28.0	9.00	8.90	8.80	8.60	8.50	8.30	8.20	7.90
30.0	7.90	7.90	7.60	7.50	7.30	7.20	7.00	6.80
32.0	6.90	6.80	6.60	6.50	6.30	6.10	6.00	5.80
34.0	6.00	5.90	5.70	5.60	5.40	5.30	5.10	4.90
36.0	5.20	5.20	4.90	4.90	4.60	4.50	4.30	4.10
38.0	4.50	4.50	4.20	4.20	3.90	3.80	3.60	3.50
40.0	3.90	3.90	3.60	3.60	3.30	3.20	3.00	2.90
42.0	3.40	3.30	3.10	3.00	2.80	2.70	2.50	2.40
44.0	2.90	2.80	2.60	2.50	2.30	2.20	2.00	1.90
46.0	2.40	2.40	2.10	2.10	1.80	1.80	1.50	1.50
48.0	2.00	2.00	1.70	1.70				
50.0	1.60	1.60						

78% Tipping Load(JIS Rating)

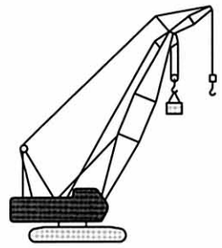

■Crane Ratings(Main boom with Jib in 360° Working Area)(6)

Unit : t

Main Boom Length (m)	64			
Jib Boom Length (m)	9		13.5	
Offset Angle (°) / Working Radius (m)	10	30	10	30
13.5	16.90	16.90	16.80	16.70
14.0	15.90	15.90	15.80	15.70
16.0	15.00	15.00	14.70	14.70
18.0	14.40	14.40	14.10	14.10
20.0	13.70	13.70	13.40	13.40
22.0	13.30	13.20	13.00	12.90
24.0	11.50	11.40	11.30	11.10
26.0	10.00	9.90	9.80	9.70
28.0	8.80	8.70	8.60	8.40
30.0	7.70	7.60	7.40	7.30
32.0	6.70	6.60	6.40	6.30
34.0	5.80	5.70	5.50	5.40
36.0	5.00	4.90	4.70	4.60
38.0	4.30	4.20	4.00	3.90
40.0	3.70	3.60	3.40	3.30
42.0	3.10	3.10	2.80	2.80
44.0	2.60	2.60	2.30	2.30
46.0	2.20	2.10	1.90	1.80
48.0	1.70	1.70	1.50	

NOTES
1. The rated loads shown do not exceed 78% of tipping load with the machine on firm level ground.
2. To calculate the maximum load that can actually be lifted, deduct weight of all lifting accessories, such as main hook, from figures shown above.
3. Working radius is the horizontal distance from the swing center to the center of gravity of a lifted load.
4. The counterweight is 39.2t.
5. Be sure to fully extend the side frames before operating the machine.
6. Correlation between the number of falls, maximum rated loads, hook weights are shown in the table below.

Hook capacity (t)	Hook Weight (t)	Number of hoist reeving and maximum rated loads (t)								
		9	8	7	6	5	4	3	2	1
110.0	1.40	110.0	100.0	87.5	75.0	62.5	50.0	–	–	–
60.0	0.95	–	–	–	–	60.0	50.0	37.5	25.0	–
25.0	0.73	–	–	–	–	–	–	–	25.0	–
12.5	0.50	–	–	–	–	–	–	–	–	12.5

SALE & RENTAL

75% Tipping Load(PCSA Rating)

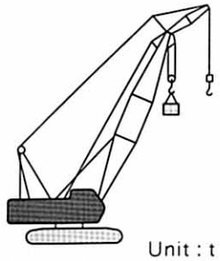

■Crane Ratings(Main boom with Jib in 360° Working Area)(1)

Unit : t

Main Boom Length (m)	40							
Jib Boom Length (m)	9		13.5		18		22.5	
Offset Angle (°) / Working Radius (m)	10	30	10	30	10	30	10	30
9.1	42.40	42.40	42.40	42.40	42.40	42.40	42.40	42.40
10.0	40.80	40.80	40.80	40.80	40.80	40.80	40.50	40.50
12.0	33.30	33.10	33.00	32.80	32.80	32.50	32.40	32.10
14.0	26.60	26.50	26.40	26.30	26.20	25.90	25.90	25.60
16.0	22.00	21.90	21.70	21.60	21.50	21.30	21.20	21.00
18.0	18.50	18.40	18.30	18.20	18.10	17.90	17.80	17.60
20.0	15.90	15.80	15.70	15.60	15.40	15.30	15.20	15.00
22.0	13.80	13.70	13.60	13.50	13.30	13.20	13.10	13.00
24.0	12.10	12.00	11.90	11.80	11.60	11.60	11.40	11.30
26.0	10.70	10.60	10.50	10.40	10.30	10.20	10.00	9.90
28.0	9.50	9.50	9.30	9.30	9.10	9.10	8.90	8.80
30.0	8.50	8.50	8.30	8.30	8.10	8.10	7.90	7.90
32.0	7.70	7.70	7.50	7.50	7.30	7.30	7.10	7.00
34.0	7.00	7.00	6.80	6.80	6.60	6.60	6.40	6.40
36.0	6.20	6.20	5.90	5.90	5.60	5.60	5.20	5.20
38.0	36.2m×6.10t	36.2m×6.10t	36.2m×5.80t	36.2m×5.80t	36.2m×5.50t	36.2m×5.50t	36.2m×5.10t	36.2m×5.10t

Unit : t

Main Boom Length (m)	43							
Jib Boom Length (m)	9		13.5		18		22.5	
Offset Angle (°) / Working Radius (m)	10	30	10	30	10	30	10	30
9.1	9.7m×38.10t	9.7m×38.10t	9.7m×38.10t	9.7m×38.10t	9.7m×38.10t	9.7m×38.10t	9.7m×38.10t	9.7m×38.10t
10.0	37.30	37.30	37.30	37.30	37.30	37.30	37.30	37.30
12.0	33.00	32.90	32.80	32.60	32.50	32.30	32.30	31.90
14.0	26.40	26.30	26.20	26.00	25.90	25.70	25.70	25.30
16.0	21.70	21.60	21.50	21.40	21.30	21.10	21.00	20.80
18.0	18.30	18.20	18.10	18.00	17.80	17.70	17.60	17.40
20.0	15.60	15.50	15.40	15.30	15.20	15.10	14.90	14.80
22.0	13.50	13.40	13.30	13.20	13.10	13.00	12.80	12.70
24.0	11.80	11.80	11.60	11.50	11.40	11.30	11.20	11.00
26.0	10.40	10.40	10.20	10.10	10.00	9.90	9.80	9.70
28.0	9.20	9.20	9.00	9.00	8.80	8.80	8.60	8.50
30.0	8.20	8.20	8.00	8.00	7.80	7.80	7.60	7.60
32.0	7.40	7.40	7.20	7.20	7.00	7.00	6.80	6.70
34.0	6.70	6.60	6.50	6.50	6.30	6.30	6.10	6.00
36.0	6.00	6.00	5.90	5.80	5.70	5.70	5.50	5.40
38.0	5.50	5.40	5.20	5.20	4.90	4.80	4.50	4.50
40.0	38.8m×5.00t	38.8m×5.00t	38.8m×4.70t	38.8m×4.70t	38.8m×4.40t	38.8m×4.40t	38.8m×4.10t	38.8m×4.10t

75% Tipping Load(PCSA Rating)

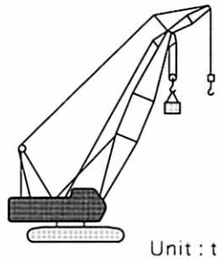

■Crane Ratings(Main boom with Jib in 360° Working Area)(2)

Unit : t

Main Boom Length (m)	46							
Jib Boom Length (m)	9		13.5		18		22.5	
Offset Angle (°) / Working Radius (m)	10	30	10	30	10	30	10	30
10.2	33.90	33.90	33.90	33.90	33.90	33.90	33.90	33.90
12.0	31.90	31.90	31.20	31.20	31.20	31.20	30.40	30.40
14.0	26.30	26.20	26.10	25.90	25.80	25.60	25.40	25.30
16.0	21.60	21.50	21.40	21.30	21.20	21.00	20.90	20.70
18.0	18.20	18.10	18.00	17.90	17.70	17.60	17.50	17.30
20.0	15.50	15.40	15.30	15.20	15.10	15.00	14.80	14.70
22.0	13.40	13.30	13.20	13.10	13.00	12.90	12.80	12.60
24.0	11.70	11.60	11.50	11.40	11.30	11.20	11.10	10.90
26.0	10.30	10.20	10.10	10.00	9.90	9.80	9.70	9.60
28.0	9.10	9.10	8.90	8.90	8.70	8.60	8.50	8.40
30.0	8.10	8.10	7.90	7.90	7.70	7.70	7.50	7.40
32.0	7.20	7.20	7.10	7.00	6.90	6.80	6.60	6.60
34.0	6.50	6.50	6.30	6.30	6.10	6.10	5.90	5.90
36.0	5.90	5.80	5.70	5.70	5.50	5.50	5.30	5.30
38.0	5.30	5.30	5.10	5.10	4.90	4.90	4.70	4.60
40.0	4.80	4.80	4.60	4.60	4.30	4.30	4.00	4.00
42.0	41.4m×4.20t	41.4m×4.20t	41.4m×4.00t	41.4m×4.00t	41.4m×3.70t	41.4m×3.70t	41.4m×3.30t	41.4m×3.30t

NOTES
1. The rated loads shown do not exceed 75% of tipping load with the machine on firm level ground.
2. To calculate the maximum load that can actually be lifted, deduct weight of all lifting accessories, such as main hook, from figures shown above.
3. Working radius is the horizontal distance from the swing center to the center of gravity of a lifted load.
4. The counterweight is 39.2t.
5. Be sure to fully extend the side frames before operating the machine.
6. Correlation between the number of falls, maximum rated loads, hook weights are shown in the table below.

Hook capacity (t)	Hook Weight (t)	Number of hoist reeving and maximum rated loads (t)								
		9	8	7	6	5	4	3	2	1
110.0	1.40	110.0	100.0	87.5	75.0	62.5	50.0	–	–	–
60.0	0.95	–	–	–	–	60.0	50.0	37.5	25.0	–
25.0	0.73	–	–	–	–	–	–	–	25.0	–
12.5	0.50	–	–	–	–	–	–	–	–	12.5

SALE & RENTAL

75% Tipping Load(PCSA Rating)

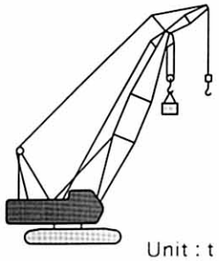

■Crane Ratings(Main boom with Jib in 360° Working Area)(3)

Unit : t

Main Boom Length (m)	49							
Jib Boom Length (m)	9		13.5		18		22.5	
Offset Angle (°) / Working Radius (m)	10	30	10	30	10	30	10	30
10.2	10.8m×30.60t	10.8m×30.60t	10.8m×30.60t	10.8m×30.60t	10.8m×30.60t	10.8m×30.60t	10.8m×30.60t	10.8m×30.60t
12.0	29.30	29.30	29.30	29.30	29.30	29.30	29.30	29.30
14.0	26.20	26.10	25.90	25.80	25.80	25.50	25.30	25.20
16.0	21.50	21.50	21.30	21.20	21.10	20.90	20.90	20.60
18.0	18.10	18.00	17.90	17.80	17.70	17.50	17.40	17.20
20.0	15.40	15.30	15.20	15.10	15.00	14.90	14.80	14.60
22.0	13.30	13.20	13.10	13.00	12.90	12.80	12.70	12.50
24.0	11.60	11.50	11.40	11.30	11.20	11.10	11.00	10.80
26.0	10.20	10.10	10.00	9.90	9.80	9.70	9.50	9.40
28.0	9.00	8.90	8.80	8.70	8.60	8.50	8.40	8.30
30.0	8.00	7.90	7.80	7.70	7.60	7.50	7.40	7.30
32.0	7.10	7.10	6.90	6.90	6.70	6.70	6.50	6.40
34.0	6.40	6.30	6.20	6.10	6.00	5.90	5.80	5.70
36.0	5.70	5.70	5.50	5.50	5.30	5.30	5.10	5.00
38.0	5.10	5.10	5.00	4.90	4.70	4.70	4.40	4.40
40.0	4.60	4.60	4.40	4.40	4.10	4.10	3.90	3.90
42.0	4.10	4.10	3.90	3.90	3.70	3.60	3.30	3.30
44.0	3.40	3.40	3.10	3.10	2.90	2.80	2.50	2.50

Unit : t

Main Boom Length (m)	52							
Jib Boom Length (m)	9		13.5		18		22.5	
Offset Angle (°) / Working Radius (m)	10	30	10	30	10	30	10	30
11.3	27.60	27.60	27.60	27.60	27.60	27.60	27.60	27.60
12.0	26.80	26.80	26.80	26.80	26.80	26.80	26.80	26.80
14.0	25.40	25.40	25.40	25.40	25.40	25.40	25.10	25.10
16.0	21.40	21.40	21.20	21.10	21.00	20.80	20.80	20.50
18.0	18.00	17.90	17.80	17.70	17.50	17.40	17.30	17.10
20.0	15.30	15.20	15.10	15.00	14.90	14.70	14.70	14.50
22.0	13.20	13.10	13.00	12.90	12.80	12.70	12.50	12.40
24.0	11.50	11.40	11.30	11.20	11.10	11.00	10.80	10.70
26.0	10.00	10.00	9.80	9.80	9.60	9.60	9.40	9.30
28.0	8.80	8.80	8.70	8.60	8.50	8.40	8.20	8.10
30.0	7.80	7.80	7.60	7.60	7.40	7.40	7.20	7.10
32.0	6.90	6.90	6.80	6.70	6.60	6.50	6.40	6.30
34.0	6.20	6.20	6.00	6.00	5.80	5.80	5.60	5.50
36.0	5.50	5.50	5.40	5.30	5.10	5.10	4.90	4.80
38.0	4.90	4.90	4.70	4.70	4.50	4.40	4.20	4.20
40.0	4.40	4.30	4.10	4.10	3.90	3.90	3.60	3.60
42.0	3.80	3.80	3.60	3.60	3.40	3.40	3.10	3.10
44.0	3.40	3.40	3.20	3.20	2.90	2.90	2.70	2.60
46.0	2.80	2.80	2.60	2.50	2.30	2.30	2.00	2.00
48.0	46.6m×2.60t	46.6m×2.60t	46.6m×2.30t	46.6m×2.30t	46.6m×2.10t	46.6m×2.00t	46.6m×1.70t	46.6m×1.70t

75% Tipping Load(PCSA Rating)

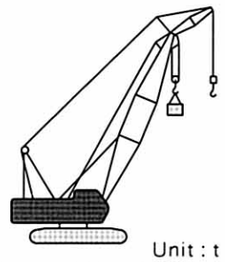

■Crane Ratings(Main boom with Jib in 360° Working Area)(4)

Unit : t

Main Boom Length (m)	55							
Jib Boom Length (m)	9		13.5		18		22.5	
Offset Angle (°) / Working Radius (m)	10	30	10	30	10	30	10	30
11.3	11.9m×25.00t	11.9m×25.00t	11.9m×24.90t	11.9m×24.90t	11.9m×24.90t	11.9m×24.90t	11.9m×24.60t	11.9m×24.40t
12.0	24.60	24.60	24.60	24.60	24.60	24.60	24.30	24.30
14.0	23.30	23.30	23.30	23.30	23.30	23.30	23.30	23.30
16.0	21.40	21.30	21.20	21.10	21.00	20.80	20.70	20.40
18.0	17.90	17.80	17.70	17.60	17.50	17.30	17.30	17.00
20.0	15.20	15.20	15.00	14.90	14.80	14.70	14.60	14.40
22.0	13.10	13.10	12.90	12.80	12.70	12.60	12.50	12.30
24.0	11.40	11.30	11.20	11.10	11.00	10.90	10.80	10.60
26.0	10.00	9.90	9.80	9.70	9.60	9.50	9.40	9.20
28.0	8.80	8.70	8.60	8.50	8.40	8.30	8.20	8.10
30.0	7.70	7.70	7.60	7.50	7.40	7.30	7.20	7.10
32.0	6.90	6.80	6.70	6.60	6.50	6.40	6.30	6.20
34.0	6.10	6.10	5.90	5.90	5.70	5.70	5.50	5.40
36.0	5.40	5.40	5.30	5.20	5.00	4.90	4.70	4.70
38.0	4.80	4.80	4.60	4.50	4.30	4.30	4.10	4.00
40.0	4.20	4.20	4.00	3.90	3.70	3.70	3.50	3.40
42.0	3.70	3.60	3.40	3.40	3.20	3.20	3.00	2.90
44.0	3.20	3.20	3.00	3.00	2.70	2.70	2.50	2.50
46.0	2.80	2.80	2.60	2.60	2.30	2.30	2.10	2.10
48.0	2.40	2.40	2.10	2.10	1.90	1.80	1.60	1.50
50.0	49.2m×2.00t	49.2m×2.00t	49.2m×1.80t	49.2m×1.70t	49.2m×1.50t	49.2m×1.50t		

NOTES
1. The rated loads shown do not exceed 75% of tipping load with the machine on firm level ground.
2. To calculate the maximum load that can actually be lifted, deduct weight of all lifting accessories, such as main hook, from figures shown above.
3. Working radius is the horizontal distance from the swing center to the center of gravity of a lifted load.
4. The counterweight is 39.2t.
5. Be sure to fully extend the side frames before operating the machine.
6. Correlation between the number of falls, maximum rated loads, hook weights are shown in the table below.

Hook capacity (t)	Hook Weight (t)	Number of hoist reaving and maximum rated loads (t)								
		9	8	7	6	5	4	3	2	1
110.0	1.40	110.0	100.0	87.5	75.0	62.5	50.0	–	–	–
60.0	0.95	–	–	–	–	60.0	50.0	37.5	25.0	–
25.0	0.73	–	–	–	–	–	–	–	25.0	–
12.5	0.50	–	–	–	–	–	–	–	–	12.5

SALE & RENT

75% Tipping Load(PCSA Rating)

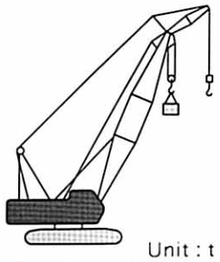

■Crane Ratings(Main boom with Jib in 360° Working Area)(5)

Unit : t

Main Boom Length (m)	58							
Jib Boom Length (m)	9		13.5		18		22.5	
Offset Angle (°) / Working Radius (m)	10	30	10	30	10	30	10	30
12.4	22.00	22.00	21.90	21.80	21.70	21.60	21.60	21.40
14.0	19.70	19.70	19.60	19.50	19.40	19.30	19.30	19.10
16.0	18.90	18.90	18.50	18.50	18.50	18.50	17.90	17.90
18.0	17.70	17.70	17.50	17.40	17.30	17.10	16.90	16.80
20.0	15.00	15.00	14.90	14.80	14.60	14.50	14.40	14.20
22.0	12.90	12.90	12.70	12.60	12.50	12.40	12.30	12.10
24.0	11.20	11.10	11.00	10.90	10.80	10.70	10.60	10.40
26.0	9.80	9.70	9.60	9.50	9.40	9.30	9.20	9.00
28.0	8.60	8.50	8.40	8.30	8.20	8.10	8.00	7.90
30.0	7.50	7.50	7.40	7.30	7.20	7.10	7.00	6.90
32.0	6.70	6.60	6.50	6.40	6.30	6.20	6.10	6.00
34.0	5.90	5.90	5.70	5.70	5.50	5.40	5.20	5.10
36.0	5.20	5.20	5.00	4.90	4.70	4.70	4.50	4.40
38.0	4.50	4.50	4.30	4.30	4.10	4.00	3.80	3.70
40.0	3.90	3.90	3.70	3.70	3.50	3.40	3.20	3.10
42.0	3.40	3.40	3.20	3.10	2.90	2.90	2.70	2.60
44.0	2.90	2.90	2.70	2.70	2.50	2.40	2.20	2.20
46.0	2.50	2.50	2.30	2.20	2.00	2.00	1.80	1.80
48.0	2.10	2.10	1.90	1.90	1.70	1.60		
50.0	1.80	1.80	1.60	1.50				

Unit : t

Main Boom Length (m)	61							
Jib Boom Length (m)	9		13.5		18		22.5	
Offset Angle (°) / Working Radius (m)	10	30	10	30	10	30	10	30
12.4	13.0m×19.20t	13.0m×19.20t	13.0m×19.10t	13.0m×19.00t	13.0m×18.90t	13.0m×18.80t	13.0m×18.80t	13.0m×18.60t
14.0	17.60	17.60	17.50	17.40	17.30	17.20	17.20	17.00
16.0	16.80	16.80	16.50	16.50	16.50	16.50	16.00	16.00
18.0	16.10	16.10	15.70	15.70	15.70	15.70	15.20	15.20
20.0	15.00	14.90	14.80	14.70	14.60	14.40	14.40	14.10
22.0	12.80	12.80	12.70	12.60	12.50	12.30	12.20	12.10
24.0	11.10	11.10	10.90	10.90	10.70	10.60	10.50	10.40
26.0	9.70	9.60	9.50	9.40	9.30	9.20	9.10	9.00
28.0	8.50	8.40	8.30	8.20	8.10	8.00	7.90	7.80
30.0	7.40	7.40	7.30	7.20	7.10	7.00	6.90	6.80
32.0	6.60	6.50	6.40	6.30	6.20	6.10	6.00	5.90
34.0	5.80	5.80	5.60	5.50	5.40	5.30	5.10	5.00
36.0	5.00	5.00	4.80	4.80	4.60	4.50	4.30	4.20
38.0	4.40	4.30	4.10	4.10	3.90	3.80	3.60	3.60
40.0	3.70	3.70	3.50	3.50	3.30	3.20	3.00	3.00
42.0	3.20	3.20	3.00	3.00	2.70	2.70	2.50	2.40
44.0	2.70	2.70	2.50	2.50	2.30	2.20	2.00	2.00
46.0	2.30	2.30	2.10	2.00	1.80	1.80	1.60	1.60
48.0	1.90	1.90	1.70	1.70				
50.0	1.50	1.50						

75% Tipping Load(PCSA Rating)

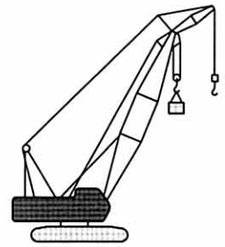

■Crane Ratings(Main boom with Jib in 360° Working Area)(6)

Unit : t

Main Boom Length (m)	64			
Jib Boom Length (m)	9		13.5	
Offset Angle (°) / Working Radius (m)	10	30	10	30
13.5	16.90	16.90	16.80	16.70
14.0	15.90	15.90	15.80	15.70
16.0	15.00	15.00	14.70	14.70
18.0	14.40	14.40	14.10	14.10
20.0	13.70	13.70	13.40	13.40
22.0	12.60	12.60	12.50	12.40
24.0	10.90	10.90	10.70	10.60
26.0	9.50	9.40	9.30	9.20
28.0	8.30	8.20	8.10	8.00
30.0	7.20	7.20	7.10	7.00
32.0	6.40	6.30	6.20	6.10
34.0	5.60	5.50	5.30	5.30
36.0	4.80	4.70	4.50	4.50
38.0	4.10	4.10	3.90	3.80
40.0	3.50	3.40	3.20	3.20
42.0	2.90	2.90	2.70	2.70
44.0	2.40	2.40	2.20	2.20
46.0	2.00	2.00	1.80	1.80
48.0	1.60	1.60		

NOTES
1. The rated loads shown do not exceed 75% of tipping load with the machine on firm level ground.
2. To calculate the maximum load that can actually be lifted, deduct weight of all lifting accessories, such as main hook, from figures shown above.
3. Working radius is the horizontal distance from the swing center to the center of gravity of a lifted load.
4. The counterweight is 39.2t.
5. Be sure to fully extend the side frames before operating the machine.
6. Correlation between the number of falls, maximum rated loads, hook weights are shown in the table below.

Hook capacity (t)	Hook Weight (t)	Number of hoist reeving and maximum rated loads (t)								
		9	8	7	6	5	4	3	2	1
110.0	1.40	110.0	100.0	87.5	75.0	62.5	50.0	–	–	–
60.0	0.95	–	–	–	–	60.0	50.0	37.5	25.0	–
25.0	0.73	–	–	–	–	–	–	–	25.0	–
12.5	0.50	–	–	–	–	–	–	–	–	12.5

SALE & RENTAL

■Crane Boom Construction

Elements \ Boom length (m)	16	19	22	25	28	31	34	37	40	43	46	49	52	55	58	61	64	67	70	73
Lower boom 8m	1	1	1	1	1	1	1	1	1	1	1	1	1	1	1	1	1	1	1	1
Upper boom 8m	1	1	1	1	1	1	1	1	1	1	1	1	1	1	1	1	1	1	1	1
Types of boom inserts	I II	I II	I II	I II	I II	I II	I II	I II	I II	I II	I II	I II	I II	I II	I II	I II	I II	I II	I II	I II
Boom insert 3m (A)		1	2	1	2	1	2	1	1	2	1	1	2	1	1	2	1	1	2	1
Boom insert 3m (B)		1	1	1	1	1	1	1	1	1	1	1	1	1	1	1	1	1	1	1
Boom insert 6m				1	1	1	2	2	2	2	1	1	2	2	2	2	1	2	2	2
Boom insert 9m (A)									1	1	1	1	1	2	2	2	2	2	2	2
Boom insert 9m (B)																	1	1	1	1
Boom (midpoint support required)																	←→			
Boom (jib available)									← Jib length 9.0~13.5 m →											
									← Jib length 18.0~22.5 m →											
Boom (aux. jib available)	←→																			

Types of Boom Inserts:

I :For crane boom

II :For crane transformed from tower crane 6 m boom insert can be replaced with a set of two 3 m boom inserts, and 9 m boom insert with a set of 3 m and 6 m boom inserts.

(1) When boom length is 64 m or longer, make sure to use midpoint support.

(2) 9 m boom insert (B) is required to mount midpoint support .

(3) 3 m boom insert (B) is required to mount tower backstop.

NOTE:

When crane is transformed from tower crane by using tower boom of 55 m or longer, the following boom inserts are required.

(1) 55~61m boom = 9m (A) × 1

(2) 64~70m boom = 9m (B) × 1 + 9m (A) × 1

(3) 73m boom = 9m (B) × 1 + 9m (A) × 1 + 3m (A) × 1

■Crane Jib Construction

Elements \ Jib length (m)		9	13.5	18	22.5
Lower jib	4.5m	1	1	1	1
Upper jib	4.5m	1	1	1	1
Jib insert 4.5m			1	2	3

■Component Weights and Dimensions for Transport

	Components	Weight (t)	Q'ty	Length × Width × Height (m)			Remarks
Basic machine	Basic machine (incl. 8.65t track frames)	39.20	1	9.18	3.32	3.35	Incl. ropes, gantry (H), excl. counterweight
	Side frame (one side)	15.00	2	8.05	0.94	1.27	
	Self-loading device	1.74	4	0.40	0.40	0.43	
	Counterweight (A)	11.80	1	4.12	1.01	0.75	Base
	Counterweight (B)	3.06	1	1.20	0.95	0.74	
	Counterweight (C)	3.06	1	1.20	0.95	0.74	
	Counterweight (D)	4.91	1	1.19	0.95	0.87	
	Counterweight (E)	4.91	1	1.19	0.95	0.87	
	Counterweight (F)	2.91	1	1.15	0.95	0.62	
	Counterweight (G)	2.91	1	1.15	0.95	0.62	
	Counterweight (H)	5.62	1	1.60	0.94	1.10	Center
	Gantry (H)	2.57	1	6.95	1.75	0.60	Incl. hanger
	Gantry (L)	0.59	1	1.96	0.16	1.07	Incl. cylinders
Crane front	Lower boom 8m	1.76	1	8.20	1.85	2.00	
	Upper boom 8m	1.91	1	8.80	1.85	2.00	
	Boom backstop	0.14	2	6.00	0.23	0.23	
	Bridle	0.51	1	1.80	1.55	0.28	
	Boom insert 3m (A)	0.51	1	3.13	1.81	1.83	
	Boom insert 3m (B)	0.65	1	3.13	1.81	2.23	
	Boom insert 6m	0.86	1	6.13	1.81	1.83	
	Boom insert 9m (A)	1.21	1	9.13	1.81	1.83	
	Boom insert 9m (B)	1.24	1	9.13	1.81	1.83	
	Lower jib 4.5m	0.19	1	4.62	0.80	0.59	
	Upper jib 4.5m	0.27	1	4.93	0.61	0.68	
	Jib insert 4.5m	0.15	1	4.58	0.61	0.59	
	jib mast	0.29	1	4.43	0.88	0.51	
	110-ton hook	1.40	1	0.53	2.13	0.75	
	60-ton hook	0.95	1	0.41	2.12	0.74	
	25-ton hook	0.73	1	0.33	1.74	0.74	
	12.5-ton hook	0.50	1	0.47	1.18	0.47	

FULL-LUFFING TOWER CRANE CX1100

■Dimensions

Unit : mm

■Tower Jib Construction

Tower length (m) \ Tower angle (°)	Jib length (m) 22				25				28				31				34				37				40				43			
	90	80	70	60	90	80	70	60	90	80	70	60	90	80	70	60	90	80	70	60	90	80	70	60	90	80	70	60	90	80	70	60
28	○	○	○	○	×	×	×	×	×	×	×	×	×	×	×	×	×	×	×	×	×	×	×	×	×	×	×	×	×	×	×	×
31	○	○	○	○	○	○	○	○	×	×	×	×	×	×	×	×	×	×	×	×	×	×	×	×	×	×	×	×	×	×	×	×
34	○	○	○	○	○	○	○	○	○	○	○	○	×	×	×	×	×	×	×	×	×	×	×	×	×	×	×	×	×	×	×	×
37	○	○	○	○	○	○	○	○	○	○	○	○	○	○	○	○	×	×	×	×	×	×	×	×	×	×	×	×	×	×	×	×
40	○	○	○	○	○	○	○	○	○	○	○	○	○	○	○	○	○	○	○	○	×	×	×	×	×	×	×	×	×	×	×	×
43	○	○	○	○	○	○	○	○	○	○	○	○	○	○	○	○	○	○	○	○	○	○	○	○	×	×	×	×	×	×	×	×
46	○	○	○	○	○	○	○	○	○	○	○	○	○	○	○	○	○	○	○	○	○	○	○	×	○	○	○	×	×	×	×	×
49	○	○	○	○	○	○	○	○	○	○	○	○	○	○	○	○	○	○	○	×	○	○	○	×	○	○	○	×	○	○	○	×

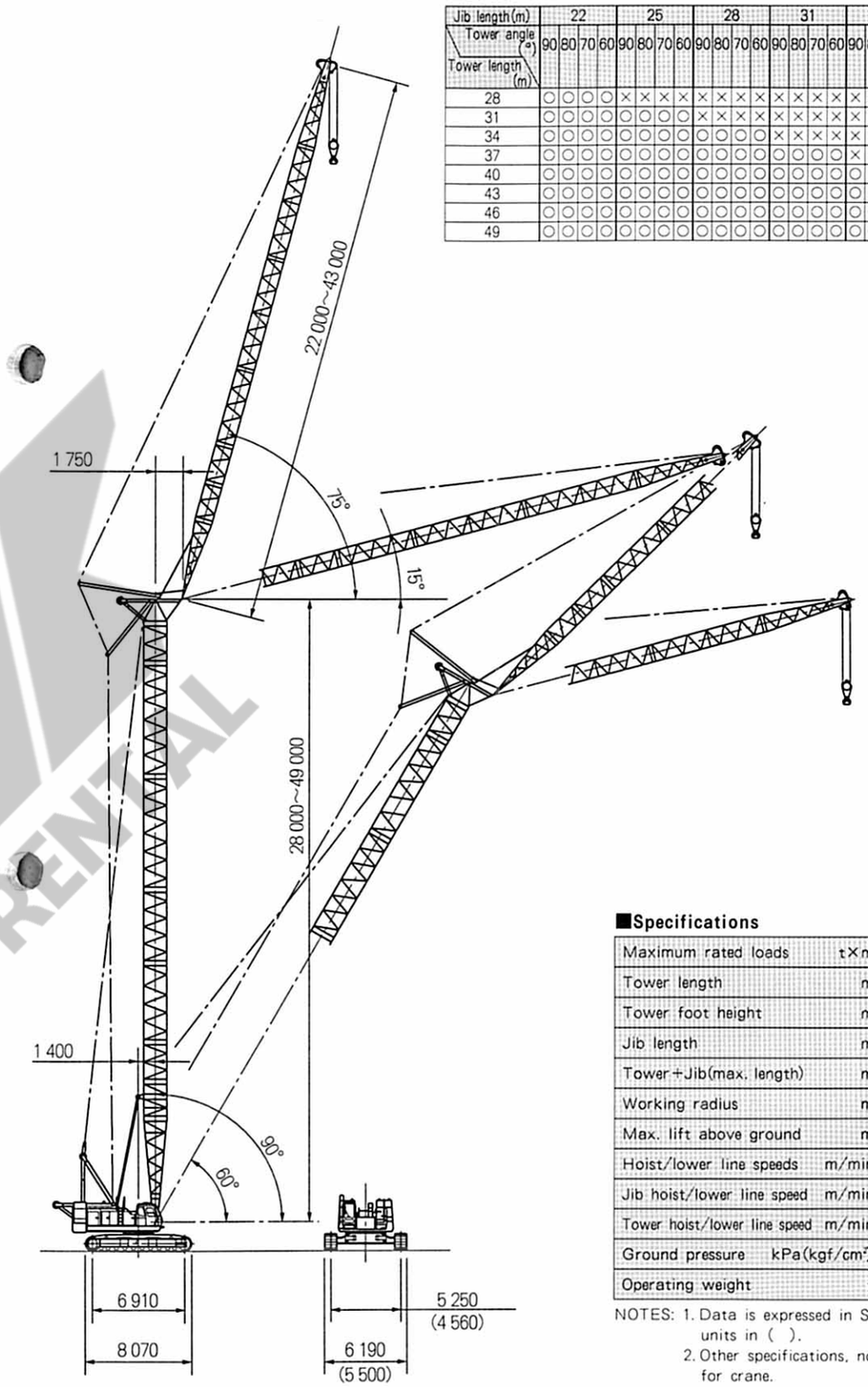

Dimentions shown in ( ) are with side frame fully retracted.

■Specifications

Maximum rated loads	t×m	20.0×14.0 (28m tower + 22m jib)
Tower length	m	28~49
Tower foot height	m	2.375
Jib length	m	22~43
Tower + Jib (max. length)	m	49+43
Working radius	m	10.0~61.4
Max. lift above ground	m	88.0
Hoist/lower line speeds	m/min	*110/62/31
Jib hoist/lower line speed	m/min	*31
Tower hoist/lower line speed	m/min	*55
Ground pressure	kPa (kgf/cm²)	89.3 (0.91)
Operating weight	t	125 (49m tower + 43m jib)

NOTES: 1. Data is expressed in SI units, along with conventional units in ( ).

2. Other specifications, not shown, are similar to those for crane.

* Data varies with the load.

SALE & RENTAL

75% Tipping Load (JIS/PCSA Ratings)

28m Tower(2 Rope Reevings)

■Rated Loads for Tower Crane Unit : t

Working Radius (m)	Jib length (m) 22			
	90°	80°	70°	60°
10.0	20.00			
12.0	20.00			
14.0	20.00			
15.0	17.05			
16.0	15.60	17.6m×13.90t		
18.0	13.50	13.50		
20.0	12.00	12.00		
22.0	10.90	10.90		
24.0	10.00	10.00	25.5m×9.60t	
26.0	24.4m×9.80t	9.50	9.50	
28.0		9.00	9.00	
30.0		29.3m×8.70t	8.50	
32.0			8.10	32.7m×7.90t
34.0			33.9m×7.60t	7.60
36.0				7.00
38.0				6.60
38.2				6.50

NOTES:
1. The rated loads shown do not exceed 75% of tipping load with the machine on firm level ground, and are not less than 1.15 times over-front stability stipulated by the Mobile Crane Construction Standards.
2. The load to be actually lifted will be the rated load shown minus the weight of all lifting attachments such as a hook.
   25-t hook weight 0.73 t
3. Working radius is a horizontal distance between swing center of the machine and center of gravity of the load lifted.
4. Counterweight is 39.2 t.
5. Crawlers must be fully extended into position for actual lifting operation.

■Working Ranges

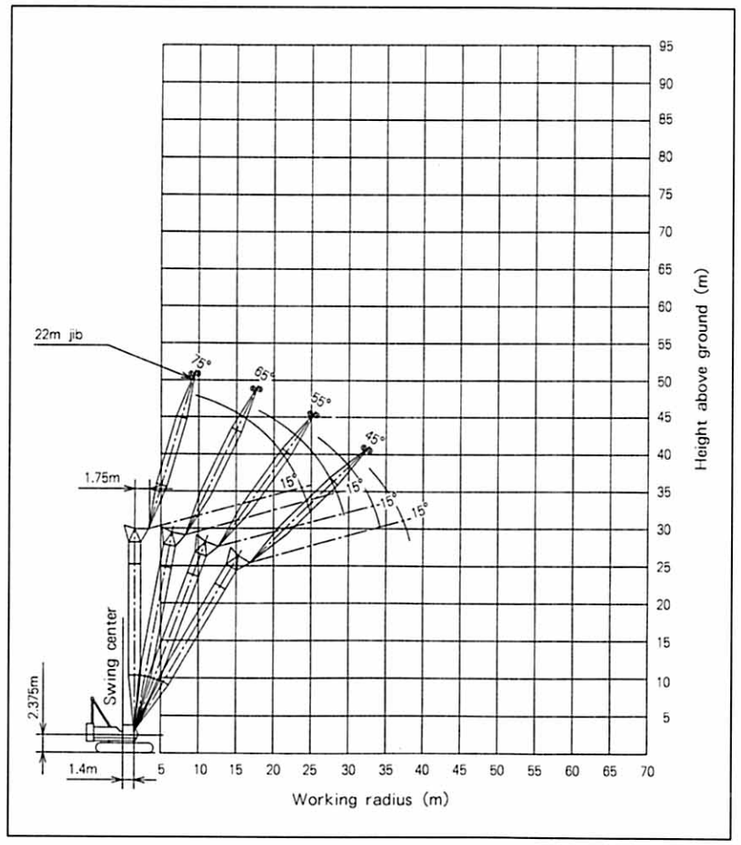

Working ranges shown are under unloading conditions.

75% Tipping Load (JIS/PCSA Ratings)

31m Tower(2 Rope Reevings)

■Rated Loads for Tower Crane Unit : t

Working Radius (m)	Jib length (m) 22				25			
	90°	80°	70°	60°	90°	80°	70°	60°
10.1	20.00				10.9m×18.60t			
12.0	20.00				18.60			
14.0	20.00				18.60			
15.0	17.05				17.00			
16.0	15.60				15.60			
18.0	13.50	18.1m×13.40t			13.50	19.4m×12.40t		
20.0	12.00	12.00			12.00	12.00		
22.0	10.90	10.90			10.90	10.90		
24.0	10.00	10.00			10.00	10.00		
26.0	24.4m×9.80t	9.30	26.5m×9.15t		9.30	9.30		
28.0		8.60	8.60		27.3m×8.90t	8.60	28.3m×8.55t	
30.0		29.8m×8.10t	8.05			8.05	8.05	
32.0			7.60			7.60	7.60	
34.0			7.20	34.2m×7.15t		32.7m×7.40t	7.10	
36.0			34.9m×7.00t	6.80			6.60	36.3m×6.50t
38.0				6.35			37.8m×6.25t	6.20
40.0				39.7m×6.00t				5.80
42.0								5.45
42.6								5.35

Notes for the 31m tower are similar to those for the 28m tower.

■Working Ranges

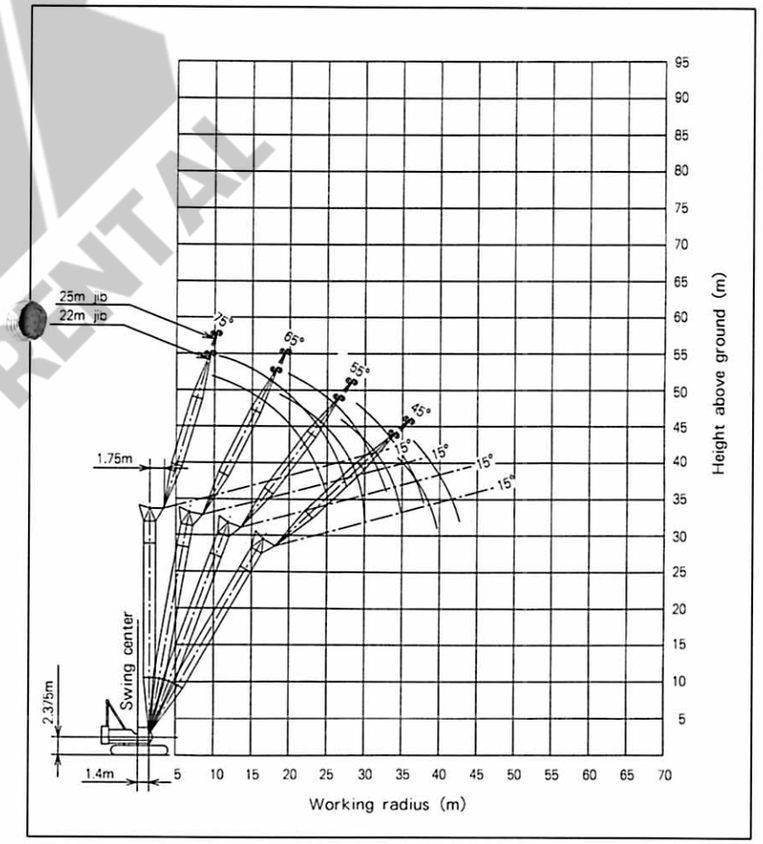

Working ranges shown are under unloading conditions.

UHA SALE & RENTAL

75% Tipping Load (JIS/PCSA Ratings)

34m Tower(2 Rope Reevings)

■Rated Loads for Tower Crane

Unit : t

Working Radius (m)	Jib length (m)											
	22				25				28			
	90°	80°	70°	60°	90°	80°	70°	60°	90°	80°	70°	60°
10.1	20.00				10.9m×18.60t				11.8m×15.40t			
12.0	20.00				18.60				15.40			
14.0	20.00				18.60				15.40			
15.0	17.05				17.00				15.40			
16.0	15.60				15.60				15.00			
18.0	13.50	18.6m×12.90t			13.50	19.9m×12.05t			13.50			
20.0	12.00	12.00			12.00	12.00			12.00	21.2m×11.30t		
22.0	10.90	10.90			10.90	10.90			10.90	10.90		
24.0	10.00	10.00			10.00	10.00			10.00	10.00		
26.0	24.4m×9.80t	9.30	27.6m×8.75t		9.20	9.20			9.20	9.20		
28.0		8.60	8.60		27.3m×8.70t	8.50	29.3m×8.05t		8.50	8.50		
30.0		8.00	8.00			7.90	7.90		7.90	7.90	31.0m×7.60t	
32.0		30.3m×7.85t	7.50			7.30	7.30		30.2m×7.80t	7.30	7.30	
34.0			7.00	35.7m×6.60t		33.2m×6.95t	6.80			6.80	6.80	
36.0			35.9m×6.55t	6.55			6.30	37.8m×6.00t		6.30	6.30	
38.0				6.10			5.95	5.95		36.1m×6.30t	5.95	
40.0				5.70			38.8m×5.80t	5.55			5.60	5.45
42.0				41.2m×5.50t				5.20			41.7m×5.30t	5.10
44.0								4.90				4.80
46.0								44.1m×4.90t				4.50
47.0												4.40

Notes for the 34m tower are similar to those for the 28m tower.

■Working Ranges

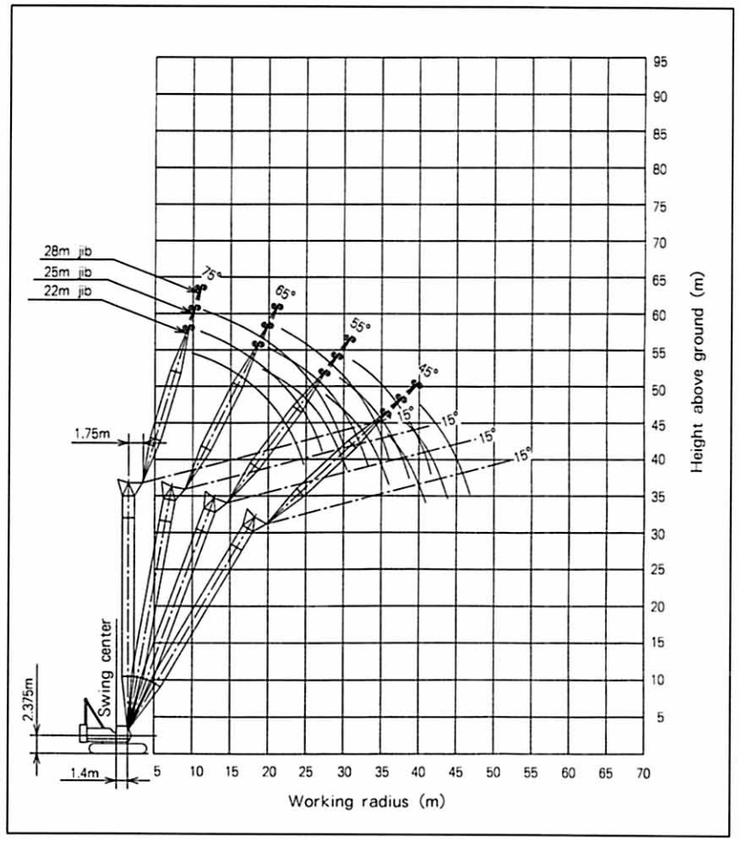

Working ranges shown are under unloading conditions.

75% Tipping Load (JIS/PCSA Ratings)

37m Tower(2 Rope Reevings)

■Rated Loads for Tower Crane

Unit : t

Working Radius (m)	Jib length (m)											
	22				25				28			
	90°	80°	70°	60°	90°	80°	70°	60°	90°	80°	70°	60°
10.2	20.00				11.0m×18.60t				11.8m×15.40t			
12.0	20.00				18.60				15.40			
14.0	20.00				18.60				15.40			
15.0	17.00				17.00				15.40			
16.0	15.60				15.60				15.00			
18.0	13.50	19.1m×12.60t			13.50				13.50			
20.0	12.00	12.00			12.00	20.4m×11.70t			12.00	21.7m×11.05t		
22.0	10.90	10.90			10.90	10.90			10.90	10.90		
24.0	10.00	10.00			10.00	10.00			10.00	10.00		
26.0	24.4m×9.80t	9.30			9.20	9.20			9.20	9.20		
28.0		8.65	28.6m×8.45t		27.3m×8.70t	8.50			8.50	8.50		
30.0		8.15	8.15			7.80	30.3m×7.75t		7.80	7.80		
32.0		30.8m×7.85t	7.60			7.45	7.45		30.2m×7.75t	7.35	7.35	
34.0			7.05			33.7m×6.95t	6.90			6.80	6.80	
36.0			6.60	37.2m×6.00t			6.45			6.35	6.35	
38.0			37.0m×6.35t	5.80			6.00	39.3m×5.40t		36.6m×6.15t	5.90	
40.0				5.45			39.9m×5.65t	5.25			5.50	41.5m×4.90t
42.0				5.10				4.95			5.20	4.80
44.0				42.7m×5.00t				4.65			42.8m×5.05t	4.55
46.0								45.6m×4.45t				4.25
48.0												4.05
48.5												3.95

Unit : t

Working Radius (m)	Jib length (m)			
	31			
	90°	80°	70°	60°
12.6	14.60			
14.0	14.60			
15.0	14.60			
16.0	14.60			
18.0	13.50			
20.0	11.90			
22.0	10.60	22.9m×10.05t		
24.0	9.60	9.60		
26.0	8.80	8.80		
28.0	8.00	8.00		
30.0	7.30	7.30		
32.0	6.75	6.75	33.8m×6.35t	
34.0	33.1m×6.50t	6.30	6.30	
36.0		5.90	5.90	
38.0		5.50	5.50	
40.0		39.5m×5.20t	5.10	
42.0			4.75	43.6m×4.50t
44.0			4.40	4.40
46.0			45.7m×4.15t	4.10
48.0				3.90
50.0				3.70
51.4				3.55

Notes for the 37m tower are similar to those for the 28m tower.

■Working Ranges

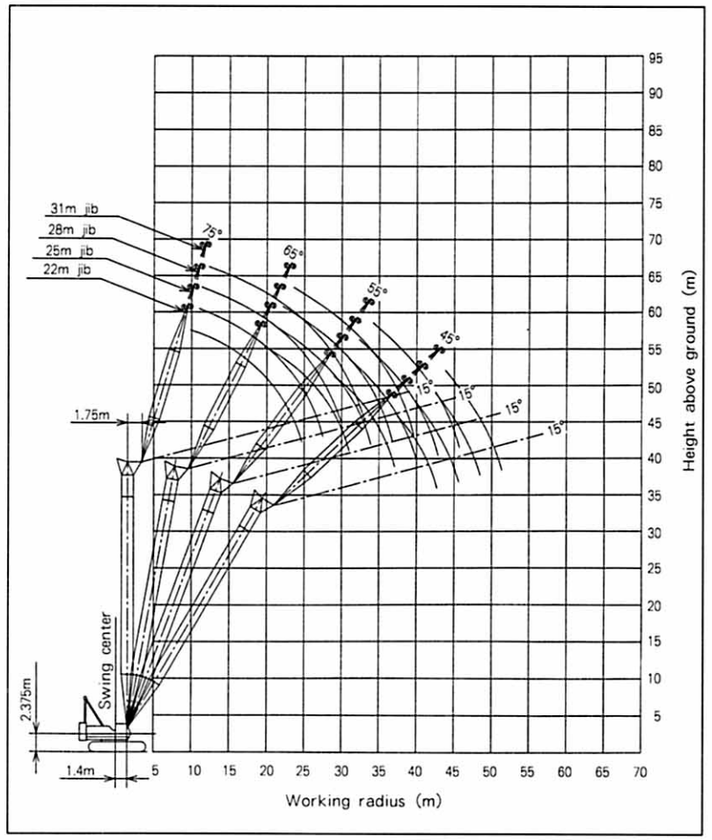

Working ranges shown are under unloading conditions.

UHAL SALE & RENTAL

75% Tipping Load (JIS/PCSA Ratings)

40m Tower(2 Rope Reevings)

■Rated Loads for Tower Crane

Unit : t

Working Radius (m)	Jib length (m)											
	22				25				28			
	90°	80°	70°	60°	90°	80°	70°	60°	90°	80°	70°	60°
10.2	17.50				11.0m×16.00t				11.9m×15.00t			
12.0	17.50				16.00				15.00			
14.0	17.30				16.00				15.00			
15.0	17.00				16.00				15.00			
16.0	15.60				15.60				15.00			
18.0	13.50	19.7m×12.20t			13.50				13.50			
20.0	12.00	12.00			12.00	20.9m×11.45t			12.00			
22.0	10.90	10.90			10.90	10.90			10.90	22.2m×10.75t		
24.0	10.00	10.00			10.00	10.00			10.00	10.00		
26.0	24.4m×9.80t	9.25			9.20	9.20			9.10	9.10		
28.0		8.50	29.6m×7.95t		27.3m×8.70t	8.50			8.30	8.30		
30.0		7.90	7.90			7.80	31.3m×7.40t		7.65	7.65		
32.0		31.3m×7.55t	7.40			7.25	7.25		30.2m×7.60t	7.10	33.1m×6.80t	
34.0			6.85			6.70	6.70			6.60	6.60	
36.0			6.40			34.2m×6.65t	6.25			6.15	6.15	
38.0			5.95	38.7m×5.40t			5.80			37.1m×5.90t	5.70	
40.0				5.15			5.45	40.8m×4.85t			5.35	
42.0				4.85			40.9m×5.30t	4.70			5.00	43.0m×4.40t
44.0				4.55				4.40			43.8m×4.75t	4.25
46.0				44.2m×4.55t				4.15				4.00
48.0								47.1m×4.00t				3.80
50.0												3.60

Unit : t

Working Radius (m)	Jib length (m)							
	31				34			
	90°	80°	70°	60°	90°	80°	70°	60°
12.7	14.00				13.5m×12.50t			
14.0	14.00				12.50			
15.0	14.00				12.50			
16.0	14.00				12.50			
18.0	13.50				12.10			
20.0	11.90				11.20			
22.0	10.60	23.5m×9.85t			10.40			
24.0	9.60	9.60			9.60	24.7m×9.30t		
26.0	8.80	8.80			8.80	8.80		
28.0	8.00	8.00			8.00	8.00		
30.0	7.30	7.30			7.30	7.30		
32.0	6.80	6.80			6.75	6.75		
34.0	33.1m×6.45t	6.35	34.8m×6.15t		6.20	6.20		
36.0		5.95	5.95		5.80	5.80	36.5m×5.70t	
38.0		5.60	5.60			5.45	5.45	
40.0		5.25	5.25			5.10	5.10	
42.0			4.90			4.80	4.80	
44.0			4.60	45.1m×4.00t		42.9m×4.60t	4.50	
46.0			4.35	3.90			4.20	47.2m×3.60t
48.0			46.7m×4.25t	3.70			4.00	3.50
50.0				3.45			49.6m×3.80t	3.30
52.0				3.30				3.10
54.0				52.9m×3.20t				2.95
55.8								2.80

Notes for the 40m tower are similar to those for the 28m tower.

■Working Ranges

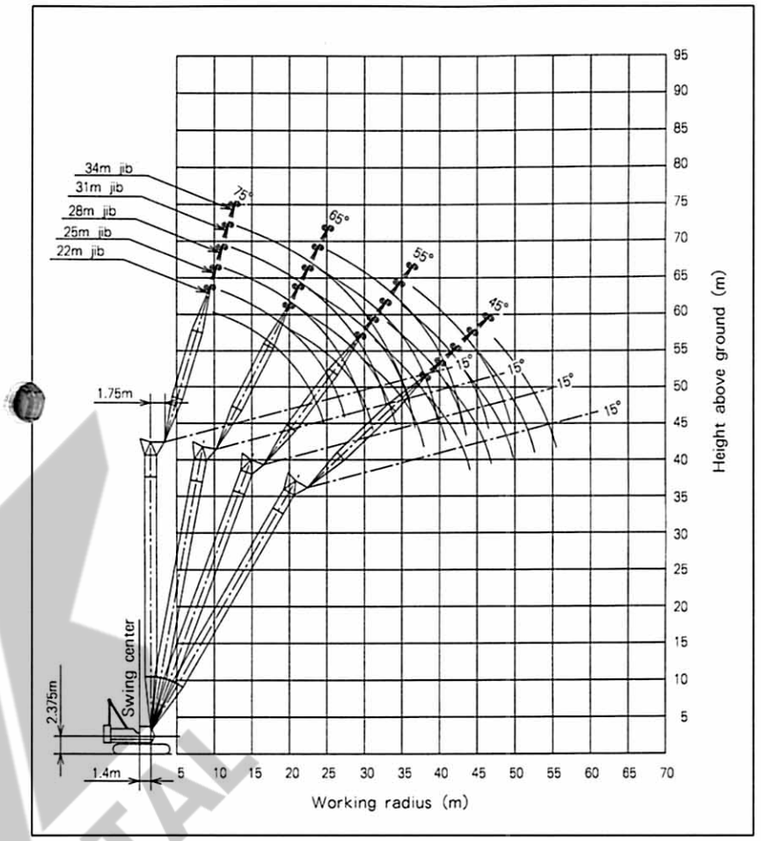

Working ranges shown are under unloading conditions.

UMAK SALE & RENTAL

75% Tipping Load (JIS/PCSA Ratings)

43m Tower(2 Rope Reevings)

■Rated Loads for Tower Crane

Unit : t

Working Radius (m)	Jib length (m)											
	22				25				28			
	90°	80°	70°	60°	90°	80°	70°	60°	90°	80°	70°	60°
10.3	17.50				11.1m×16.00t				11.9m×15.00t			
12.0	17.50				16.00				15.00			
14.0	17.30				16.00				15.00			
15.0	17.00				16.00				15.00			
16.0	15.60				15.60				15.00			
18.0	13.50				13.50				13.50			
20.0	12.00	20.2m×11.90t			12.00	21.5m×11.15t			12.00			
22.0	10.90	10.90			10.90	10.90			10.90	22.7m×10.50t		
24.0	10.00	10.00			10.00	10.00			10.00	10.00		
26.0	24.4m×9.75t	9.10			9.10	9.10			9.10	9.10		
28.0		8.30			27.3m×8.60t	8.30			8.30	8.30		
30.0		7.60	30.6m×7.45t			7.60			7.60	7.60		
32.0		31.9m×7.15t	7.15			7.00	32.4m×6.85t		30.2m×7.55t	6.95		
34.0			6.65			6.50	6.50			6.30	34.1m×6.25t	
36.0			6.20			34.8m×6.30t	6.05			5.95	5.95	
38.0			5.80				5.65			37.7m×5.55t	5.50	
40.0			39.0m×5.60t	40.2m×4.85t			5.30				5.15	
42.0				4.60			41.9m×4.95t	42.3m×4.40t			4.85	
44.0				4.30				4.15			4.55	44.5m×3.95t
46.0				45.7m×4.10t				3.90			44.8m×4.45t	3.75
48.0								3.70				3.55
50.0								48.6m×3.60t				3.35
51.5												3.20

Unit : t

Working Radius (m)	Jib length (m)											
	31				34				37			
	90°	80°	70°	60°	90°	80°	70°	60°	90°	80°	70°	60°
12.8	14.00				13.6m×12.50t							
14.0	14.00				12.50				14.4m×11.00t			
15.0	14.00				12.50				11.00			
16.0	14.00				12.50				11.00			
18.0	13.50				12.10				11.00			
20.0	11.90				11.20				10.90			
22.0	10.60				10.40				10.10			
24.0	9.60	9.60			9.60	25.3m×9.10t			9.40			
26.0	8.80	8.80			8.80	8.80			8.80	26.5m×8.60t		
28.0	8.00	8.00			8.00	8.00			8.00	8.00		
30.0	7.30	7.30			7.30	7.30			7.30	7.30		
32.0	6.75	6.75			6.75	6.75			6.70	6.70		
34.0	33.1m×6.45t	6.20	35.8m×5.85t		6.10	6.10			6.10	6.10		
36.0		5.80	5.80		5.60	5.60	37.5m×5.30t		5.60	5.60		
38.0		5.45	5.45			5.20	5.20		5.20	5.20	39.2m×5.00t	
40.0		5.05	5.05			4.90	4.90		38.9m×5.05t	4.80	4.80	
42.0		40.6m×4.95t	4.75			4.60	4.60			4.50	4.50	
44.0			4.45			43.5m×4.35t	4.30			4.20	4.20	
46.0			4.20	46.6m×3.60t			4.05			3.95	3.95	
48.0			47.7m×4.00t	3.45			3.80	48.7m×3.20t		46.3m×3.90t	3.70	
50.0				3.25			3.60	3.05			3.50	50.8m×2.80t
52.0				3.05			50.6m×3.55t	2.85			3.30	2.70
54.0				2.90				2.70			53.5m×3.15t	2.50
56.0				54.4m×2.85t				2.50				2.35
58.0								57.3m×2.40t				2.20
60.0												2.05
60.2												2.05

Notes for the 43m tower are similar to those for the 28m tower.

■Working Ranges

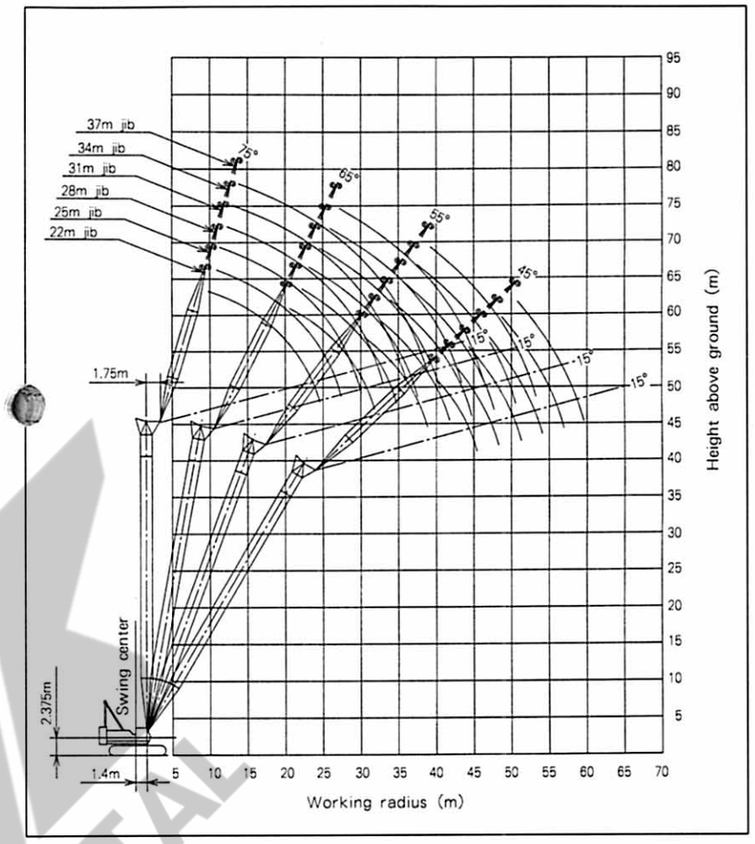

Working ranges shown are under unloading conditions.

SALE & RENTAL

75% Tipping Load (JIS/PCSA Ratings)

46m Tower(2 Rope Reevings)

■Rated Loads for Tower Crane Unit : t

Working Radius (m)	Jib length (m) 22				25				28			
	90°	80°	70°	60°	90°	80°	70°	60°	90°	80°	70°	60°
10.3	17.50				11.2m×16.00t							
12.0	17.50				16.00				15.00			
14.0	17.30				16.00				15.00			
15.0	17.00				16.00				15.00			
16.0	15.60				15.60				14.50			
18.0	13.50				13.50				13.20			
20.0	12.00	20.7m×11.60t			12.00				12.00			
22.0	10.90	10.90			10.90	10.90			10.90	23.2m×10.40t		
24.0	10.00	10.00			10.00	10.00			10.00	10.00		
26.0	24.4m×9.75t	9.10			9.10	9.10			9.10	9.10		
28.0		8.20			27.3m×8.55t	8.30			8.25	8.25		
30.0		7.50	31.7m×7.00t			7.50			7.50	7.50		
32.0		6.95	6.95			6.80	33.4m×6.40t		30.2m×7.45t	6.75		
34.0		32.4m×6.80t	6.40			6.25	6.25			6.10	35.1m×5.85t	
36.0			5.95			35.3m×5.95t	5.80			5.70	5.70	
38.0			5.55				5.45			5.30	5.30	
40.0			5.20	41.7m×4.35t			5.10			38.2m×5.25t	4.95	
42.0				4.30			4.75	43.8m×3.90t			4.65	
44.0				4.05			42.9m×4.60t	3.85			4.35	
46.0				3.80				3.65			45.8m×4.15t	3.50
48.0				47.2m×3.65t				3.40				3.30
50.0								3.25				3.10
52.0								50.1m×3.20t				2.90
53.0												2.80

Unit : t

Working Radius (m)	Jib length (m) 31				34				37		
	90°	80°	70°	60°	90°	80°	70°	60°	90°	80°	70°
12.8	14.00				13.6m×12.50t						
14.0	14.00				12.50				14.5m×11.00t		
15.0	14.00				12.50				11.00		
16.0	14.00				12.50				11.00		
18.0	13.00				12.10				11.00		
20.0	11.80				11.20				10.90		
22.0	10.60				10.40				10.10		
24.0	9.60	24.5m×9.35t			9.60	25.8m×8.90t			9.40		
26.0	8.80	8.80			8.80	8.80			8.80	27.0m×8.40t	
28.0	8.00	8.00			8.00	8.00			8.00	8.00	
30.0	7.30	7.30			7.30	7.30			7.20	7.20	
32.0	6.70	6.70			6.60	6.60			6.55	6.55	
34.0	33.1m×6.35t	6.10			6.00	6.00			6.00	6.00	
36.0		5.60	36.8m×5.40t		5.45	5.45			5.45	5.45	
38.0		5.20	5.20			4.95	38.6m×4.90t		4.95	4.95	
40.0		4.85	4.85			4.70	4.70		38.9m×4.80t	4.60	40.3m×4.50t
42.0		41.1m×4.65t	4.55			4.40	4.40			4.30	4.30
44.0			4.25			4.10	4.10			4.00	4.00
46.0			4.00				3.85			3.75	3.75
48.0			3.80	48.1m×3.15t			3.65			46.9m×3.65t	3.55
50.0			48.7m×3.70t	2.95			3.45	50.2m×2.70t			3.30
52.0				2.75			51.6m×3.30t	2.50			3.15
54.0				2.55				2.35			2.95
56.0				55.9m×2.40t				2.15			54.5m×2.90t
58.0								2.05			
58.8								2.00			

■Rated Loads for Tower Crane Unit : t

Working Radius (m)	Jib length (m) 40		
	90°	80°	70°
15.3	10.00		
16.0	10.00		
18.0	10.00		
20.0	10.00		
22.0	9.80		
24.0	9.20		
26.0	8.60		
28.0	8.00	28.3m×7.90t	
30.0	7.20	7.20	
32.0	6.55	6.55	
34.0	6.00	6.00	
36.0	5.45	5.45	
38.0	4.95	4.95	
40.0	4.50	4.50	
42.0	41.8m×4.20t	4.20	4.20
44.0		3.90	3.90
46.0		3.65	3.65
48.0		3.45	3.45
50.0		49.8m×3.20t	3.20
52.0			3.05
54.0			2.85
56.0			2.80
57.4			2.60

Notes for the 46m tower are similar to those for the 28m tower.

■Working Ranges

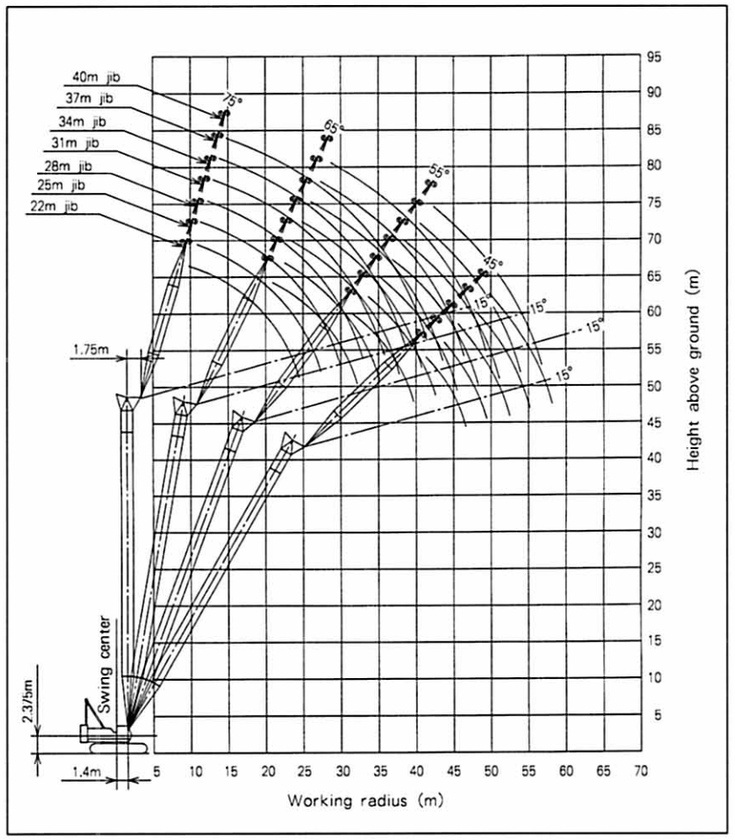

Working ranges shown are under unloading conditions.

SALE & RENTAL

75% Tipping Load (JIS/PCSA Ratings)

49m Tower(2 Rope Reevings)

■Rated Loads for Tower Crane

Unit : t

Working Radius (m)	Jib length (m) 22				25				28			
	90°	80°	70°	60°	90°	80°	70°	60°	90°	80°	70°	60°
10.4	17.00				11.2m×16.00t							
12.0	17.00				16.00				15.00			
14.0	16.40				15.60				14.70			
15.0	16.00				15.10				14.30			
16.0	15.60				14.70				13.90			
18.0	13.50				13.50				12.90			
20.0	12.00	21.2m×11.30t			12.00				12.00			
22.0	10.90	10.90			10.90	22.5m×10.60t			10.90	23.8m×10.10t		
24.0	9.90	9.90			9.90	9.90			10.00	10.00		
26.0	24.4m×9.65t	9.00			9.00	9.00			9.00	9.00		
28.0		8.10			27.3m×8.40t	8.10			8.10	8.10		
30.0		7.30				7.30			7.30	7.30		
32.0		6.70	32.7m×6.50t			6.60			30.2m×7.30t	6.60		
34.0		32.9m×6.45t	6.20			6.00	34.4m×5.90t			6.00		
36.0			5.75			35.8m×5.66t	5.60			5.45	36.1m×5.45t	
38.0			5.35				5.20			5.10	5.10	
40.0			5.00				4.90			38.7m×4.95t	4.75	
42.0			41.1m×4.85t	43.2m 3.85t			4.55				4.45	
44.0				3.75			4.30	45.3m×3.45t			4.20	
46.0				3.55				3.35			3.95	47.5m×3.00t
48.0				3.35				3.15			46.9m×3.85t	2.95
50.0				48.7m×3.25t				2.95				2.75
52.0								51.6m×2.60t				2.55
54.0												2.40
54.5												2.35

Unit : t

Working Radius (m)	Jib length (m) 31				34			37		
	90°	80°	70°	60°	90°	80°	70°	90°	80°	70°
12.9	13.50				13.7m×12.50t					
14.0	13.50				12.50			14.5m×11.00t		
15.0	13.50				12.50			11.00		
16.0	13.20				12.50			11.00		
18.0	12.50				11.30			10.90		
20.0	11.90				10.10			10.10		
22.0	10.60				9.00			9.00		
24.0	9.60	25.0m×9.20t			8.20			8.10		
26.0	8.80	8.80			7.60	26.3m×7.50t		7.40	27.6m×6.85t	
28.0	8.00	8.00			7.00	7.00		6.75	6.75	
30.0	7.30	7.30			6.40	6.40		6.10	6.10	
32.0	6.60	6.60			6.00	6.00		5.70	5.70	
34.0	33.1m×6.30t	6.00			5.60	5.60		5.25	5.25	
36.0		5.45	37.9m×5.00t		5.20	5.20		4.95	4.95	
38.0		5.00	5.00			4.75	39.6m×4.55t	4.60	4.60	
40.0		4.65	4.65			4.50	4.50	38.9m×4.45t	4.30	41.3m×4.10t
42.0		41.6m×4.40t	4.35			4.20	4.20		4.00	4.00
44.0			4.10			3.95	3.95		3.80	3.80
46.0			3.85			44.5m×3.90t	3.70		3.55	3.55
48.0			3.60	49.6m×2.60t			3.45		47.4m×3.40t	3.35
50.0			49.8m×3.45t	2.55			3.25			3.15
52.0				2.40			3.10			2.95
54.0				2.20			52.7m×3.05t			2.80
56.0				2.05						55.6m×2.70t
57.4				2.00						

■Rated Loads for Tower Crane

Unit : t

Working Radius (m)	Jib length (m) 40			43		
	90°	80°	70°	90°	80°	70°
15.3	9.50					
16.0	9.50			16.2m×8.00t		
18.0	9.50			8.00		
20.0	9.50			8.00		
22.0	9.00			8.00		
24.0	8.10			8.00		
26.0	7.40			7.40		
28.0	6.80	28.8m×6.50t		6.80		
30.0	6.10	6.10		6.10	30.1m×6.10t	
32.0	5.70	5.70		5.70	5.70	
34.0	5.25	5.25		5.25	5.25	
36.0	4.95	4.95		4.90	4.90	
38.0	4.60	4.60		4.50	4.50	
40.0	4.30	4.30		4.15	4.15	
42.0	41.8m×4.00t	4.00	43.0m×3.65t	3.85	3.85	
44.0		3.70	3.70	3.60	3.60	44.7m×3.50t
46.0		3.45	3.45	44.7m×3.50t	3.35	3.35
48.0		3.25	3.25		3.10	3.10
50.0		3.05	3.05		2.90	2.90
52.0		50.3m×3.00t	2.85		2.70	2.70
54.0			2.70		53.2m×2.60t	2.55
56.0			2.55			2.40
58.0			2.40			2.25
60.0			58.5m×2.40t			2.15
61.4						2.05

Notes for the 49m tower are similar to those for the 28m tower.

■Working Ranges

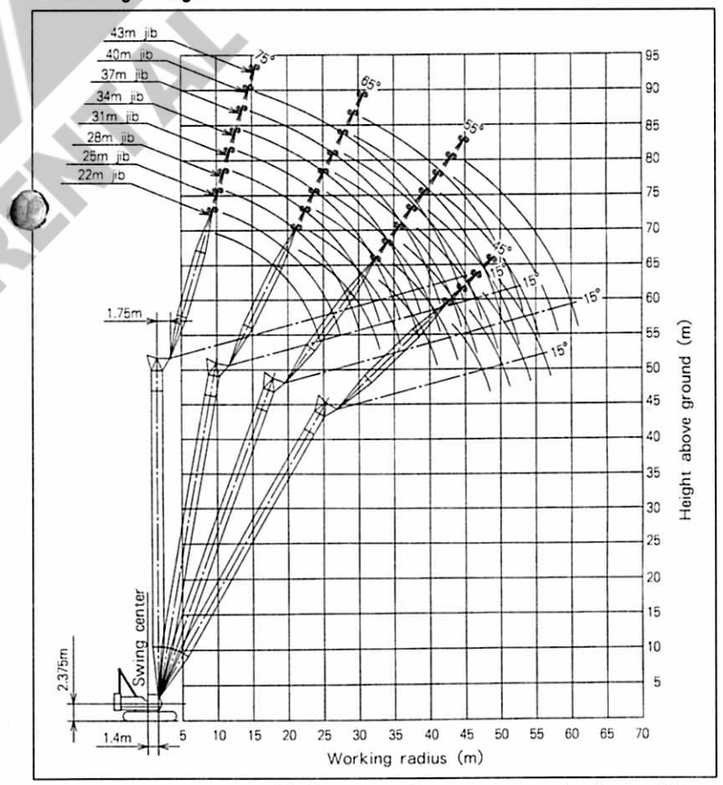

Working ranges shown are under unloading conditions.

YAMAHA SALE & RENTAL

■Tower Boom Construction

Elements \ Tower length(m)	28	31	34	37	40	43	46	49
Lower tower 8m	1	1	1	1	1	1	1	1
Upper tower 5m(2+3m)	1	1	1	1	1	1	1	1
Tower Insert 3m(B)	1	1	1	1	1	1	1	1
Tower insert 3m(A)	–	1	1	–	1	1	–	1
Tower insert 6m	2	2	1	2	2	1	2	2
Tower insert 9m(A)	–	–	1	1	1	2	2	2
Available tower jibs: 22m	↔	↔	↔	↔	↔	↔	↔	↔
25m		↔	↔	↔	↔	↔	↔	↔
28m			↔	↔	↔	↔	↔	↔
31m				↔	↔	↔	↔	↔
34m					↔	↔	↔	↔
37m						↔	↔	↔
40m							↔	↔
43m								↔

■Tower Jib Construction

Elements \ Jib length(m)	22	25	28	31	34	37	40	43
Lower tower jib 6.5m	1	1	1	1	1	1	1	1
Upper tower jib 6.5m	1	1	1	1	1	1	1	1
Jib insert 3m		1	2	1	2	2	1	2
Jib insert 6m				1	1		1	1
Jib insert 9m	1	1	1	1	1	2	2	2

■Component Weights and Dimensions for Transport

	Components	Weight (t)	Q'ty	Length×Width×Height(m)			Remarks
Basic machine	Basic machine	39.20	1	9.18	3.32	3.35	Incl. ropes, gantry(H), excl. counterweight
	Side frame (one side)	15.00	2	8.05	0.94	1.27	
	Self-loading device	1.74	4	0.40	0.40	0.43	
	Counterweight (A)	11.80	1	4.12	1.01	0.75	Base
	Counterweight (B)	3.06	1	1.20	0.95	0.74	
	Counterweight (C)	3.06	1	1.20	0.95	0.74	
	Counterweight (D)	4.91	1	1.19	0.95	0.87	
	Counterweight (E)	4.91	1	1.19	0.95	0.87	
	Counterweight (F)	2.91	1	1.15	0.95	0.62	
	Counterweight (G)	2.91	1	1.15	0.95	0.62	
	Counterweight (H)	5.62	1	1.60	0.94	1.10	Center
	Gantry (H)	2.57	1	6.95	1.75	0.60	Incl. hanger
	Gantry (L)	0.59	1	1.96	0.16	1.07	Incl. cylinders
Tower front	Lower tower 8m	1.76	1	8.20	1.85	2.00	
	Upper tower 2m	1.20	1	3.79	1.86	2.73	
	Upper tower insert 3m	0.51	1	3.13	1.81	1.83	
	Tower insert 3m (A)	0.51	1	3.13	1.81	1.83	
	Tower insert 3m (B)	0.65	1	3.13	1.81	2.23	
	Tower insert 6m	0.86	1	6.13	1.81	1.83	
	Tower insert 9m (A)	1.21	1	9.13	1.81	1.83	
	Tower insert 9m (B)	1.24	1	9.13	1.81	1.83	
	Lower jib 6.5m	0.65	1	6.75	1.83	1.40	
	Upper jib 6.5m	0.75	1	7.10	1.41	1.41	
	Jib insert boom 3m	0.30	1	3.10	1.41	1.41	
	Jib insert boom 6m	0.45	1	6.10	1.41	1.41	
	Jib insert boom 9m	0.65	1	9.10	1.41	1.41	
	Swing lever assembly	1.04	1set	6.18	1.82	1.34	
	Tower backstop	1.80	1	9.45	1.80	0.67	
	Tower bridle	0.51	1	1.80	1.55	0.28	
	Jib bridle	0.32	1	0.90	1.15	0.23	
	Jib hanger	0.51	1	1.55	1.10	0.46	
	Guide roller	0.11	1	2.92	1.07	0.33	
	25-ton hook	0.73	1	1.74	0.74	0.33	
	12.5-ton hook	0.50	1	1.18	0.47	0.47	

CLAMSHELL CX1100

■Dimensions

Unit : mm

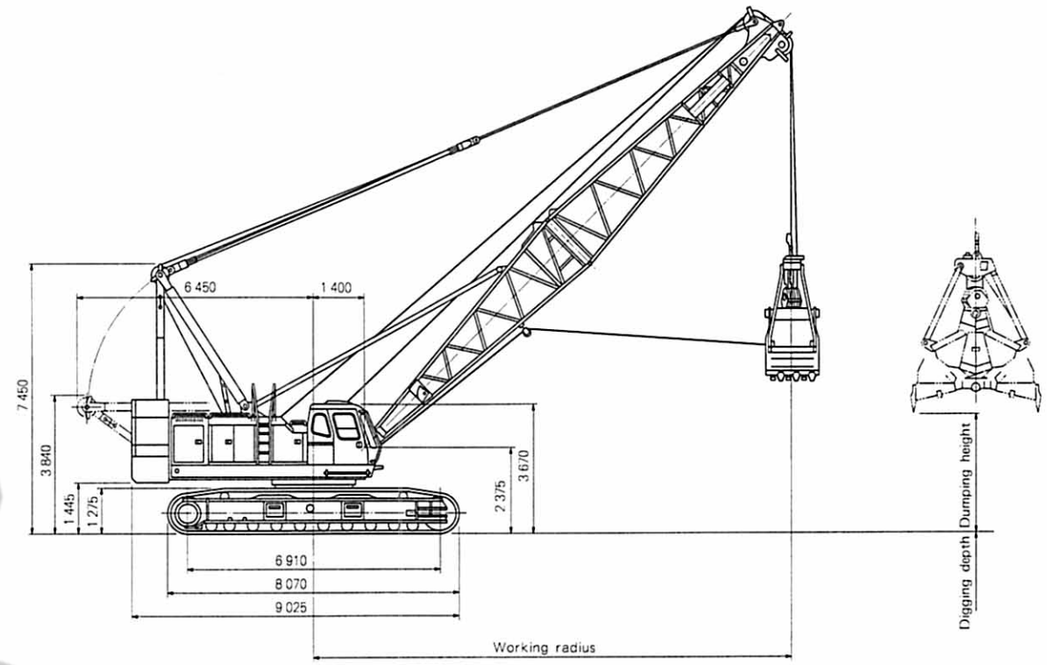

■Specifications

Bucket capacity	m³	3.0
Allowable chamshell gross weight	t	12.0
Boom length	m	16~28
Max. digging depth	m	36
Suspend line speeds	m/min	*62/31
Open/close line speeds	m/min	*62/31
Boom hoist/lower line speeds	m/min	*55
Travel speeds	km/h	*1.3/0.9
Ground pressure	kPa(kgf/cm²)	91.0(0.93)
Operating weight	t	119(16m boom+3.0m³ bucket)

■Clamshell Bucket

Capacity m³	Weight t	Use
3.0	6.5	Excavation

NOTES 1.Data is expressed in SI units, along With conventional units in ( ).
2.Other specifications, not shown, are similar to those for the crane.
*Data will vary with the load.

■Working Ranges

Boom length m	16				19				22				25				28			
Boom angle Degree	35	45	55	65	35	45	55	65	35	45	55	65	35	45	55	65	35	45	55	65
Working radius m	15.0	13.3	11.2	8.8	17.5	15.4	12.9	10.1	20.0	17.5	14.6	11.4	22.4	19.7	16.4	12.6	24.9	21.8	18.1	13.9
Rated load t	12.0	12.0	12.0	12.0	12.0	12.0	12.0	12.0	12.0	12.0	12.0	12.0	12.0	12.0	12.0	12.0	12.0	12.0	12.0	12.0
Bucket dumping height 3.0m³ bucket m	2.9	5.1	7.0	8.4	4.6	7.2	9.4	11.1	6.4	9.3	11.9	13.8	8.1	11.5	14.3	16.6	9.8	13.6	16.8	19.3

NOTES 1.Rated loads for clamshell do not exceed 90% those for crane.
2.The rated loads shown are upper limits determined by the following equation. Please select a bucket in such a manner that its rated load does not exceed the rated load shown below, according to kinds of the loads handled.
Rated load=Bucket capacity (m³)×Specific gravity of load(t/m³)+Bucket weight(t)
Be careful that brake will be overheated if the bucket is too heavy even within the rated loads.
3.Working radius is the horizontal distance from the swing center to the center of gravity of lifted load.
4.The bucket weight is 6.5t.(Max)
5.The counterweight is 39.2t.
6.Be sure to fully extend the side frames before operating the machine.
7.Free fall using brake will vary with operating conditions such as bucket weight and work cycle, but its height should be within 10m.

SALE & RE

TECHNICAL DATA CX1100

■STANDARD EQUIPMENT

BASIC MACHINE

Undercarriage

- Crawler-type undercarriage (with 940mm shoes)

Superstructure

- Front lights (2pcs)
- Rearview mirrors (left and right)
- Boom hoist drum check mirror
- Centralized lubrication system (for gantry and swing circle)
- Electric refuel device
- Under-cover (at superstructure bottom)
- Gantry cylinders
- Cab climbing steps
- Slow speed controller
- Drum rotation sensing systems
- 39.2-ton counterweight
- Standard tool kit

Cab

- Intermittent windshield wipers (front and roof windows)
- Windshield washers (front and roof windows)
- Rolled sunshade (roof window)
- Sunvisor
- Floor mat
- Room light
- Air conditioner
- Auto-tuning AM clock radio
- Cigarette lighter
- Ashtray
- Brake mode selector switches (interlocked)
- Electric tilt-type lever stand

Safety Devices

- Swing lock
- Drum pawl locks (main and auxiliary hoist, and boom hoist)
- Swing alarm
- Fail-safe brake systems
- Pilot-control shutoff lever
- Before-work check monitor

FRONT ATTACHMENTS

Crane

- 16m basic boom (lower 8m, upper 8m)
- Boom backstop
- Boom angle indicator
- 110-ton hook
- Main hoist rope (φ28mm×290m)
- Boom hoist rope (φ22mm×205m)
- Moment limiter
- Double overhoist prevention devices (main hook & boom hoist)

Tower Crane

- 49 m tower boom (lower 8m, 3m tower boom insert×2, 6m tower boom insert×2, 9m tower boom insert×2, upper 5m)
- 43 m tower jib boom (lower 6.5m, 3m tower jib insert×2, 6m tower jib insert×1, 9m tower jib insert×2, upper 6.5m)
- Tower boom backstop
- Tower boom angle indicator
- 25-ton hook
- Main hoist rope (φ28mm×290m)
- Tower jib boom hoist rope (φ28mm×240m)
- Tower boom hoist rope (φ22mm×205m)
- Moment limiter
- Double overhoist prevention devices (main hook, tower boom hoist, and tower jib boom hoist)
- Anemometer
- Spirit level (in cab)
- Tower hoist pad

Clamshel

- 16m basic boom (lower 8m, upper 8m)
- Boom backstop
- Boom angle indicator
- Open/close and suspend rope disengagement prevention device
- Open/close rope* (φ28mm×110m)
- Suspend rope* (φ28mm×100m)
- Hydraulic tagline (φ10mm×45m rope included)
- Boom hoist rope (φ22mm×205m)

* Ratings of open/close rope and suspend ropes are determined based on 28m boom length and 12m digging depth.

■Standard and Optional Equipment

○ : Standard ● : Option – : Not recommended

	Crane	Tower Crane	Clamshell
Superstructure			
Aux. hoist drum cooler	●	–	●
Aux. winch (φ8mm×125m rope included)	●	●	●
Side steps w/handrails	●	●	●
Side steps (folded) w/o handrail)	●	●	●
Cab handrails (for side steps)	○	○	○
Cab ladder (opt. at left; std. at right)	●	●	●
Grantry climbing unit	○	○	○
Cab			
AM/FM clock radio	●	●	●
Fan	●	●	●
Radiospeaker	●	●	●
Fire extinguisher	●	●	●
Air conditioner	○	○	○
Heater	●	●	●
Safety Devices			
Spirit level (in cab)	●	○	●
Boom lower limiter	–	–	●
Bucket overhoist prevention device	–	–	●
Crane/Tower Crane Front			
110-ton hook (9 rope reevings)	○	●*1	–
60-ton hook (5 rope reevings)	●	●*2	–
25-ton hook (2 rope reevings)	●	○	–
12.5-ton hook (1 rope reeving)	●	●	–
Boom insert 3m (A)	●	○	●
Boom insert 3m (B) (for tower backstop)	–	○	–
Boom insert 6m	●	○	●
Boom insert 9m (A)	●	○	–
Boom insert 9m (B) (for midpoint support)	●	●	–
Midpoint support (for 64m or longer boom)	●	–	–
9 m jib assembly [9m basic jib, aux. hook overhoist prevention device, jib mast, aux. hoist rope (φ28m×190m), and 12.5-ton hook]	●	●*2	–
Jib insert 4.5m	●	●*2	–
Aux. jib assembly [Aux. jib, aux. jib hook overhoist prevention device, aux. jib rope (φ28m×190m), and 12.5-ton hook]	●	●*2	–
Aux. jib (aux. jib, and aux. jib hook overhoist prevention device)	●	●*2*3	–
Crane front accessories (common to tower) [for 49 m tower (max.) to 73 m crane boom (max.)]	–	●	–
Clamshell			
3.0m³ clamshell bucket	–	–	●
Hydraulic tagline	–	–	○
Open/close and suspend ropes (Open/close φ28mm×110m, suspend φ28mm×100m)	–	–	○
Sheaves with wide-angle quenched rope grooves (2 pcs for boom point)	–	–	●
Rope disengagement prevention device (for main/aux. hoisting)	–	–	●
Guide roller (for bucket)	–	–	●
3.5m³ clamshell bucket (for φ30mm rope)	–	–	●
Open/close and suspend lugging drum (for φ28mm rope)	–	–	●
Open/close and suspend 2-split drum (for φ30mm rope)	–	–	●
Open/close and support rope (for φ30mm rope) (Open/close φ30mmx110m, suspend φ30mmx100m)	–	–	●
Bucket overhoist prevention device	–	–	●

*1 Included in crane front accessories
*2 Available when purchasing crane front accessories
*3 Required when purchasing jib assembly, except for common components such as hook and wire ropes.

SALE & RE

These specifications are subject to change without notice
illustrations and photos show the standard models, and may or may not include optional equipment, accessories, and all standard equipment.

Hitachi Construction Machinery Co., Ltd.

Head Office: Nippon Bldg., 6-2, 2-chome, Ohtemachi,
Chiyoda-ku, Tokyo 100, Japan
Telephone: Tokyo (03) 3245-6390
Facsimile : Tokyo (03) 3246-2609

KC-E091

Printed in Japan '97,12(TG/TG, MT$_2$)